






1. Where are located in the USA? This is important for us to track where our students are registering from.

		Response Percent	Response Count
City/Town:		100.0%	848
State:		99.9%	847
Country:		96.9%	822
answered question			848
skipped question			147

2. Where are you located internationally? This is important for us to track where our students are registering from.

		Response Percent	Response Count
City/Town:		100.0%	311
State/Province:		95.8%	298
Country:		97.7%	304
answered question			311
skipped question			684

3. When did you attend classes in CAD at De Anza?

Years attended

	1984-1990	1990-1995	1995-2000	2000-2005	2005-2010
Year attended	1.2% (9)	1.0% (8)	2.6% (20)	2.6% (20)	92.5% (705)

Other (please spec

answered quest

skipped quest

4. What CDI CAD systems did you take classes in? ACAD Pro/ENGINEER SolidWorks Unigraphics Computervision Calma



	ACAD	Pro/ENGINEER	SolidWorks	Unigraphics	Computervision	Calma
CAD System	31.0% (253)	63.5% (519)	65.6% (536)	1.3% (11)	0.7% (6)	0.0% (0)

Other (please

answered c

skipped c

5. Did you gain employment in design and engineering after attending CAD classes? How did the CAD program help your professional career?

		Response Percent	Response Count
Yes		33.4%	288
No		66.6%	574

Other (please specify) 282

answered question 862

skipped question 133

6. How many years of engineering and design experience do you have?

	No Experience	2-5	5-10	10-15	15- 20	20- 25	25- 30	30- 35	More the 35	Respo Cou
Years of design experience before taking CAD classes	40.0% (258)	23.1% (149)	10.7% (69)	10.1% (65)	5.3% (34)	6.2% (40)	2.8% (18)	0.9% (6)	0.9% (6)	
Total years of design experience	35.0% (189)	21.7% (117)	13.0% (70)	10.0% (54)	7.0% (38)	6.7% (36)	4.3% (23)	1.9% (10)	0.6% (3)	

Other (please specify)

answered question

skipped question

7. How can we improve the CAD program? What systems would you like to see added?

	Yes	No	Response Count
More CAD rooms?	66.2% (453)	34.1% (233)	684
More class times?	82.1% (629)	18.1% (139)	766
Distance learning options?	86.2% (662)	14.2% (109)	768

Other (please specify)

173

answered question

877










skipped question

118

8. What non-CAD classes would you like to see offered through CDI CAD? How can we continue to serve you with classes in the future?

	Yes	No	Response Count
Engineering design	92.7% (779)	7.5% (63)	840
Medical Devices	82.6% (594)	17.5% (126)	719
DOD-Mil standards	75.4% (463)	25.2% (155)	614
		Other (please specify)	109
answered question			894
skipped question			101

9. How many hours a week do you spend on a computer?

		Response Percent	Response Count
5+		5.0%	32
10+		9.1%	58
15+		8.9%	57
20+		19.7%	126
30+		19.1%	122
40+		18.5%	118
50+		8.3%	53
60+		5.3%	34
70+		6.1%	39
answered question			639
skipped question			356