

March 04, 2010

TO: Andrew LaManque, De Anza Research

FROM: Nergal Issaie, De Anza Student Assistant

SUBJECT: ETS Student Survey, Winter 2010

A survey was sent to students of De Anza College during the Winter 2010. A sample of 466 students responded to the survey.

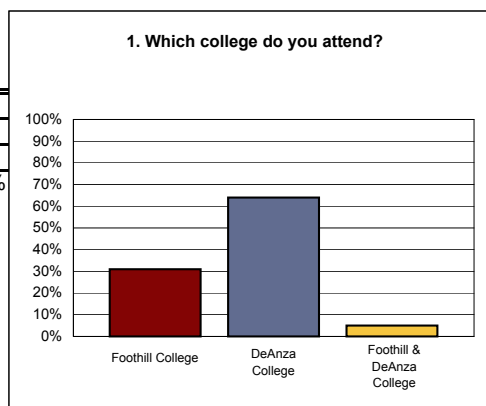
Important highlights include:

- 31% of students are attending at Foothill College, 64% at De Anza College, and 5% of Students are attending either at Foothill and De Anza College.
- 30% of students are taking class(es) at Foothill College, 65% at De Anza College, and 5% of students are taking classes at either Foothill and De Anza College.
- 97% of students have access to a computer and the Internet at their residence.
- 59% of students believe that the college should invest more resources to improve wireless access to campus networks and the Internet
- 90% of students carry a cell phone with them to classes.
- 82% of students prefer to use their own personal email address.
- 36% of students believe that the college should invest more resources to improve online learning resources (online magazines, books, journals, etc.) available from the library.
- 28% of students believe that the college should invest more resources to improve the number of computers available for student use in the open computer labs (such as the Media Center at Foothill and Learning Center West at De Anza)
- 73% it is easy to use technology services at De Anza or Foothill Colleges to register for classes.

ETS Student Survey Results, Winter 2010

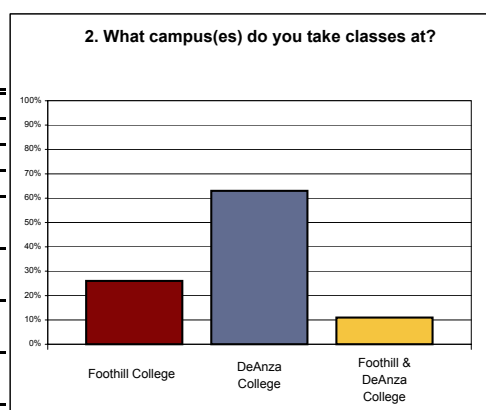
1. Which college do you attend?

Response	N	%
Foothill College	145	31%
DeAnza College	299	64%
Foothill College, DeAnza College	21	5%
Total	465	100%



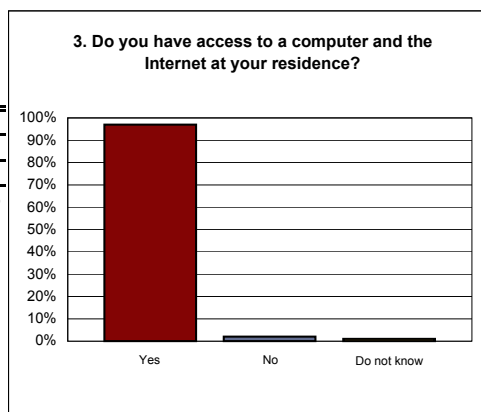
2. What campus(es) do you take classes at?

Response	N	%
Foothill - Main Campus	105	23%
Foothill - Middlefield or other off campus sites	14	3%
De Anza - Main Campus	288	62%
De Anza - Other off campus sites	5	1%
Foothill - Main Campus, Foothill - Middlefield or other off campus sites	18	4%
De Anza - Main Campus, De Anza - Other off campus sites	9	2%
De Anza - Main Campus, Foothill - Main Campus	16	4%
De Anza - Main Campus, Foothill - Middlefield or other off campus sites	3	1%
De Anza - Main Campus, Foothill - Main Campus, Foothill - Middlefield or other off campus sites	1	0%
De Anza - Main Campus, De Anza - Other off campus sites, Foothill - Middlefield or other off campus sites	2	0%
De Anza - Main Campus, De Anza - Other off campus sites, Foothill - Main Campus, Foothill - Middlefield or other off campus sites	1	0%
Total	462	100%



3. Do you have access to a computer and the Internet at your residence?

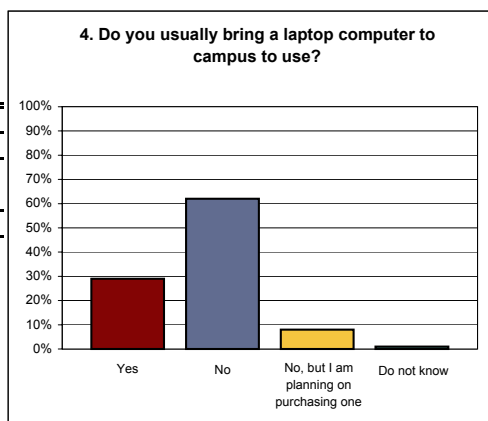
Response	N	%
Yes	452	97%
No	10	2%
Do not know	2	1%
Total	464	100%



ETS Student Survey Results, Winter 2010

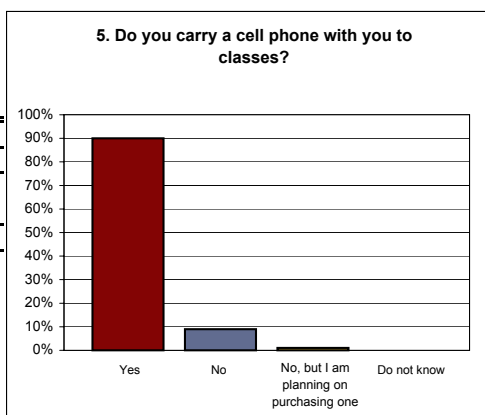
4. Do you usually bring a laptop computer to campus to use?

Response	N	%
Yes	134	29%
No	288	62%
No, but I am planning on purchasing one for this purpose	37	8%
Do not know	5	1%
Total	464	100%



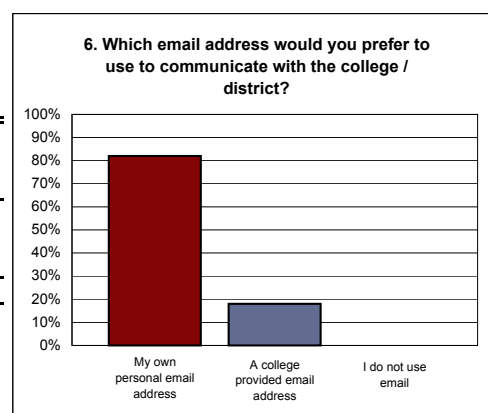
5. Do you carry a cell phone with you to classes?

Response	N	%
Yes	416	90%
No	43	9%
No, but I am planning on purchasing one for this purpose	4	1%
Do not know	1	0%
Total	464	100%



6. Which email address would you prefer to use to communicate with the college / district?

Response	N	%
My own personal email address such as myname@gmail.com or myname@yahoo.com etc.	380	82%
A college provided email address such as myname@foothill.edu or myname@deanza.edu	82	18%
I do not use email	2	0%
Total	464	100%

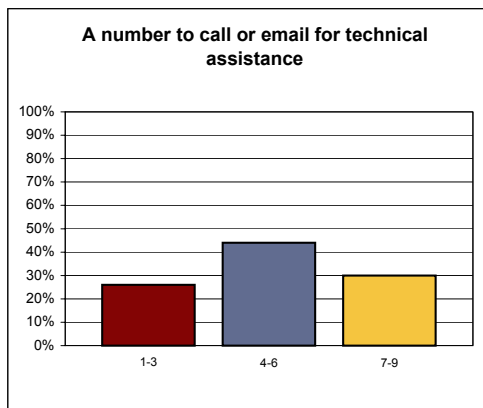


ETS Student Survey Results, Winter 2010

7. Which of the following services should the college invest more resources in to improve?

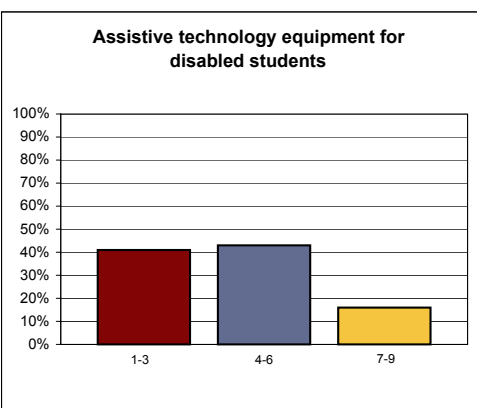
A number to call or email for technical assistance

Response	N	%
1- More Resources	61	14%
2	17	4%
3	39	8%
4	44	10%
5	114	26%
6	35	8%
7	44	10%
8	30	7%
9- Less Resources	55	13%
Total	439	100%



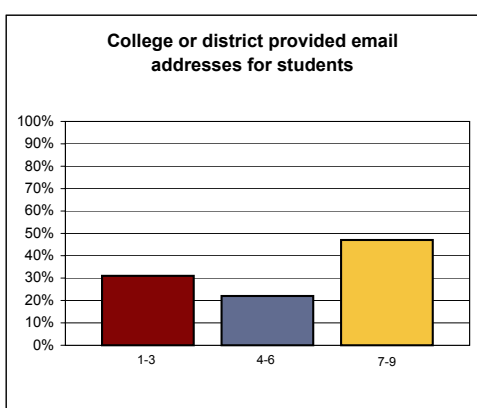
Assistive technology equipment for disabled students

Response	N	%
1- More Resources	85	19%
2	41	9%
3	55	13%
4	60	14%
5	104	23%
6	27	6%
7	24	6%
8	16	4%
9- Less Resources	24	6%
Total	436	100%



College or district provided email addresses for students

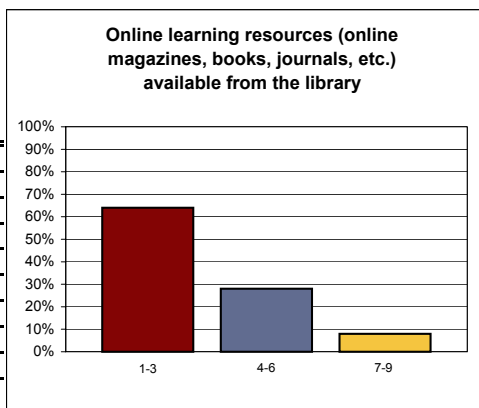
Response	N	%
1- More Resources	78	18%
2	24	6%
3	31	7%
4	29	7%
5	46	11%
6	19	4%
7	41	9%
8	22	5%
9- Less Resources	142	33%
Total	432	100%



ETS Student Survey Results, Winter 2010

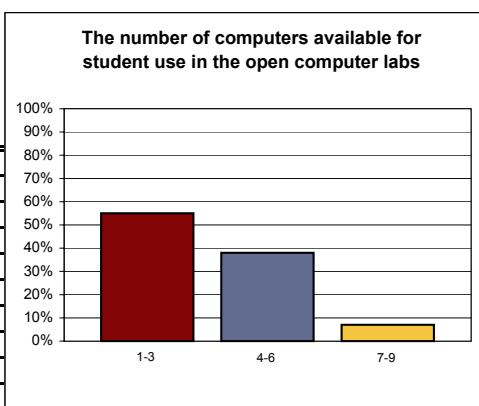
Online learning resources (online magazines, books, journals, etc.) available from the library

Response	N	%
1- More Resources	170	38%
2	45	10%
3	71	16%
4	47	10%
5	59	13%
6	21	5%
7	13	3%
8	11	2%
9- Less Resources	14	3%
Total	451	100%



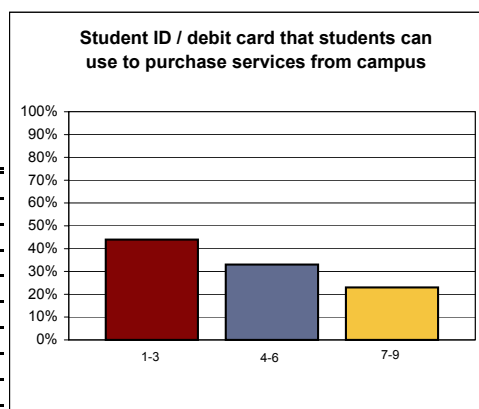
The number of computers available for student use in the open computer labs (such as the Media Center at Foothill and Learning Center West at De Anza)

Response	N	%
1- More Resources	129	29%
2	51	11%
3	66	15%
4	54	12%
5	98	22%
6	17	4%
7	9	2%
8	6	1%
9- Less Resources	16	4%
Total	446	100%



Student ID / debit card that students can use to purchase services from campus copy machines, printers, photocopiers, vending machines, cafeteria, bookstore, etc.

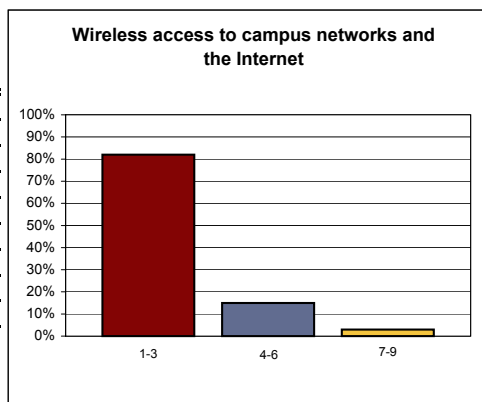
Response	N	%
1- More Resources	97	22%
2	40	9%
3	59	13%
4	47	11%
5	75	17%
6	22	5%
7	26	6%
8	22	5%
9- Less Resources	58	12%
Total	446	100%



ETS Student Survey Results, Winter 2010

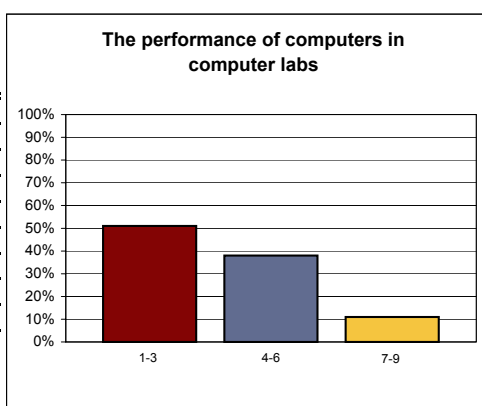
Wireless access to campus networks and the Internet

Response	N	%
1- More Resources	273	61%
2	55	12%
3	41	9%
4	19	4%
5	40	9%
6	9	2%
7	5	1%
8	4	1%
9- Less Resources	6	1%
Total	452	100%



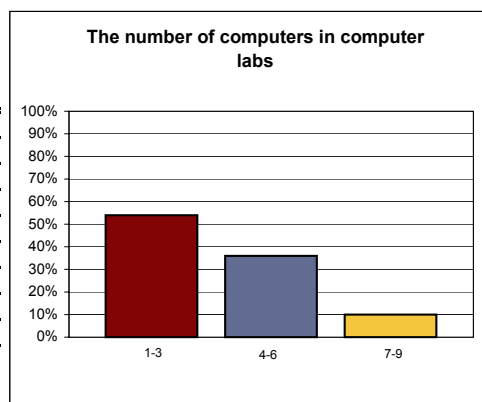
The performance of computers in computer labs

Response	N	%
1- More Resources	104	24%
2	54	12%
3	66	15%
4	61	14%
5	95	21%
6	14	3%
7	17	4%
8	14	3%
9- Less Resources	17	4%
Total	442	100%



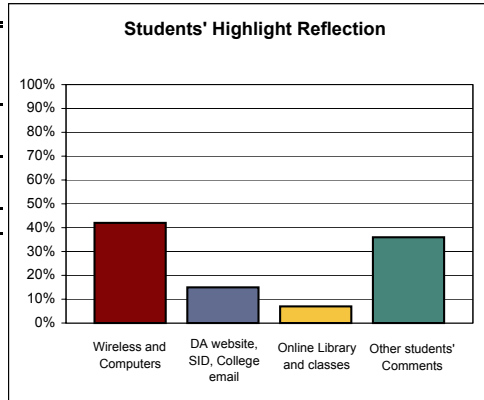
The number of computers in computer labs

Response	N	%
1- More Resources	114	26%
2	57	13%
3	68	15%
4	58	13%
5	82	18%
6	21	5%
7	17	4%
8	11	2%
9- Less Resources	18	4%
Total	446	100%



ETS Student Survey Results, Winter 2010

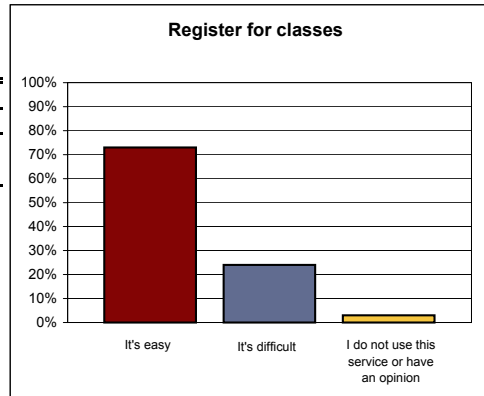
Students' Highlight Reflection	N	%
Improving wireless internet access, the number of computers, printers, and their software, and, online classes	29	42%
Improving Website Server, Registration System, SID, and Providing College Email	10	15%
Online Library and Number of DVDs for Class Lessons	5	7%
Other Comments Written by Students	25	36%
Total	69	100%



8. How easy is it to use technology services at De Anza or Foothill Colleges?

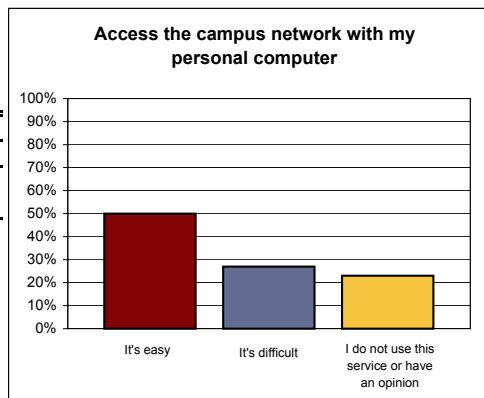
Register for classes

Response	N	%
It's easy	338	73%
It's difficult	109	24%
I do not use this service or have an opinion about this service	13	3%
Total	460	100%



Access the campus network with my personal computer

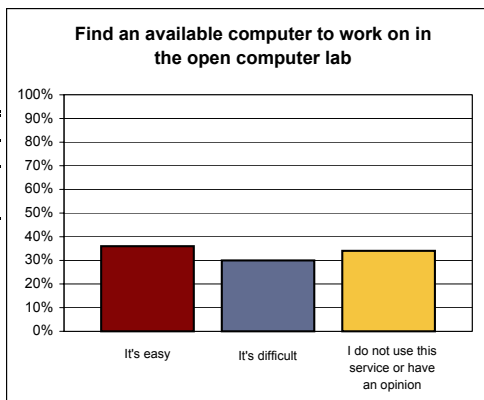
Response	N	%
It's easy	231	50%
It's difficult	125	27%
I do not use this service or have an opinion about this service	105	23%
Total	461	100%



ETS Student Survey Results, Winter 2010

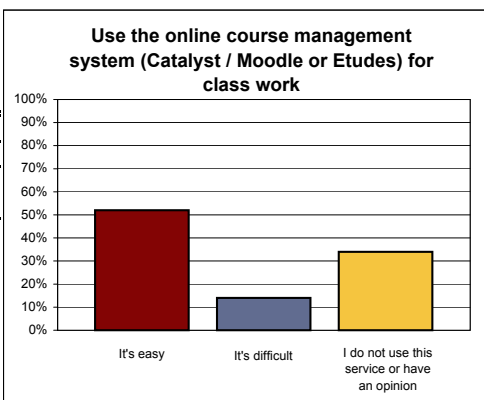
Find an available computer to work on in the open computer lab

Response	N	%
It's easy	163	36%
It's difficult	133	30%
I do not use this service or have an opinion about this service	155	34%
Total	451	100%



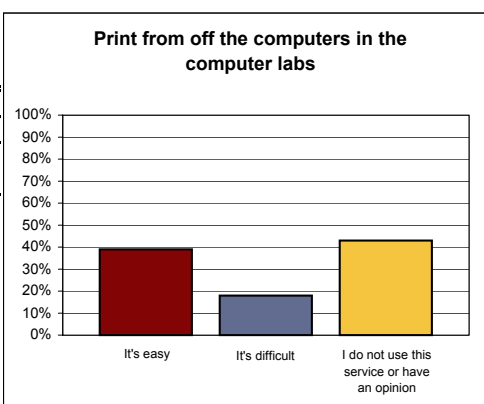
Use the online course management system (Catalyst / Moodle or Etudes) for class work

Response	N	%
It's easy	236	52%
It's difficult	66	14%
I do not use this service or have an opinion about this service	154	34%
Total	456	100%



Print from off the computers in the computer labs

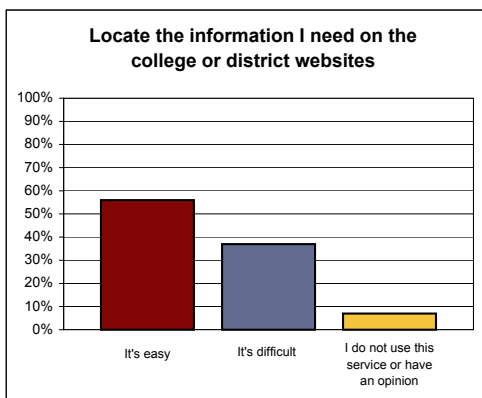
Response	N	%
It's easy	178	39%
It's difficult	83	18%
I do not use this service or have an opinion about this service	194	43%
Total	455	100%



ETS Student Survey Results, Winter 2010

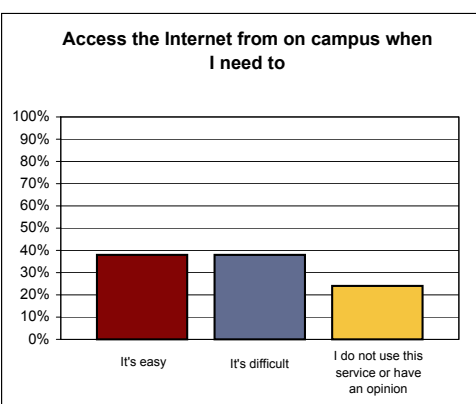
Locate the information I need on the college or district websites

Response	N	%
It's easy	252	56%
It's difficult	168	37%
I do not use this service or have an opinion about this service	33	7%
Total	453	100%



Access the Internet from on campus when I need to

Response	N	%
It's easy	173	38%
It's difficult	172	38%
I do not use this service or have an opinion about this service	106	24%
Total	451	100%



ETS Student Survey Results, Winter 2010

1. Which college do you attend?

Response	N	%
Foothill College	145	31%
DeAnza College	299	64%
Foothill College, DeAnza College	21	5%
Total	465	100%

2. What campus(es) do you take classes at?

Response	N	%
Foothill - Main Campus	105	23%
Foothill - Middlefield or other off campus sites	14	3%
De Anza - Main Campus	288	62%
De Anza - Other off campus sites	5	1%
Foothill - Main Campus, Foothill - Middlefield or other off campus sites	18	4%
De Anza - Main Campus, De Anza - Other off campus sites	9	2%
De Anza - Main Campus, Foothill - Main Campus	16	4%
De Anza - Main Campus, Foothill - Middlefield or other off campus sites	3	1%
De Anza - Main Campus, Foothill - Main Campus, Foothill - Middlefield or other off campus sites	1	0%
De Anza - Main Campus, De Anza - Other off campus sites, Foothill - Middlefield or other off campus sites	2	0%
De Anza - Main Campus, De Anza - Other off campus sites, Foothill - Main Campus, Foothill - Middlefield or other off campus sites	1	0%
Total	462	100%

3. Do you have access to a computer and the Internet at your residence?

Response	N	%
Yes	452	97%
No	10	2%
Do not know	2	1%
Total	464	100%

4. Do you usually bring a laptop computer to campus to use?

Response	N	%
Yes	134	29%
No	288	62%
No, but I am planning on purchasing one for this purpose	37	8%
Do not know	5	1%
Total	464	100%

ETS Student Survey Results, Winter 2010

5. Do you carry a cell phone with you to classes?

Response	N	%
Yes	416	90%
No	43	9%
No, but I am planning on purchasing one for this purpose	4	1%
Do not know	1	0%
Total	464	100%

6. Which email address would you prefer to use to communicate with the college / district?

Response	N	%
My own personal email address such as myname@gmail.com or myname@yahoo.com etc.	380	82%
A college provided email address such as myname@foothill.edu or myname@deanza.edu	82	18%
I do not use email	2	0%
Total	464	100%

7. Which of the following services should the college invest more resources in to improve?

A number to call or email for technical assistance

Response	N	%
1- More Resources	61	14%
2	17	4%
3	39	8%
4	44	10%
5	114	26%
6	35	8%
7	44	10%
8	30	7%
9- Less Resources	55	13%
Total	439	100%

ETS Student Survey Results, Winter 2010

Assistive technology equipment for disabled students

Response	N	%
1- More Resources	85	19%
2	41	9%
3	55	13%
4	60	14%
5	104	23%
6	27	6%
7	24	6%
8	16	4%
9- Less Resources	24	6%
Total	436	100%

College or district provided email addresses for students

Response	N	%
1- More Resources	78	18%
2	24	6%
3	31	7%
4	29	7%
5	46	11%
6	19	4%
7	41	9%
8	22	5%
9- Less Resources	142	33%
Total	432	100%

Online learning resources (online magazines, books, journals, etc.) available from the library

Response	N	%
1- More Resources	170	38%
2	45	10%
3	71	16%
4	47	10%
5	59	13%
6	21	5%
7	13	3%
8	11	2%
9- Less Resources	14	3%
Total	451	100%

ETS Student Survey Results, Winter 2010

The number of computers available for student use in the open computer labs (such as the Media Center at Foothill and Learning Center West at De Anza)

Response	N	%
1- More Resources	129	29%
2	51	11%
3	66	15%
4	54	12%
5	98	22%
6	17	4%
7	9	2%
8	6	1%
9- Less Resources	16	4%
Total	446	100%

Student ID / debit card that students can use to purchase services from campus copy machines, printers, photocopiers, vending machines, cafeteria, bookstore, etc.

Response	N	%
1- More Resources	97	22%
2	40	9%
3	59	13%
4	47	11%
5	75	17%
6	22	5%
7	26	6%
8	22	5%
9- Less Resources	58	12%
Total	446	100%

Wireless access to campus networks and the Internet

Response	N	%
1- More Resources	273	61%
2	55	12%
3	41	9%
4	19	4%
5	40	9%
6	9	2%
7	5	1%
8	4	1%
9- Less Resources	6	1%
Total	452	100%

ETS Student Survey Results, Winter 2010

The performance of computers in computer labs

Response	N	%
1- More Resources	104	24%
2	54	12%
3	66	15%
4	61	14%
5	95	21%
6	14	3%
7	17	4%
8	14	3%
9- Less Resources	17	4%
Total	442	100%

The number of computers in computer labs

Response	N	%
1- More Resources	114	26%
2	57	13%
3	68	15%
4	58	13%
5	82	18%
6	21	5%
7	17	4%
8	11	2%
9- Less Resources	18	4%
Total	446	100%

Students' Highlight Reflection

	N	%
Improving wireless internet access, the number of computers, printers, and their software, and, online classes	28	42%
Improving Website Server, Registration System, SID, and Providing College Email	9	15%
Online Library and Number of DVDs for Class Lessons	5	7%
Other Comments Written by Students	25	36%
Total	67	100%

8. How easy is it to use technology services at De Anza or Foothill Colleges?

Register for classes

Response	N	%
Its easy	338	73%
Its difficult	109	24%
I do not use this service or have an opinion about this service	13	3%
Total	460	100%

ETS Student Survey Results, Winter 2010

Access the campus network with my personal computer

Response	N	%
Its easy	231	50%
Its difficult	125	27%
I do not use this service or have an opinion about this service	105	23%
Total	461	100%

Find an available computer to work on in the open computer lab

Response	N	%
Its easy	163	36%
Its difficult	133	30%
I do not use this service or have an opinion about this service	155	34%
Total	451	100%

Use the online course management system (Catalyst / Moodle or Etudes) for class work

Response	N	%
Its easy	236	52%
Its difficult	66	14%
I do not use this service or have an opinion about this service	154	34%
Total	456	100%

Print from off the computers in the computer labs

Response	N	%
Its easy	178	39%
Its difficult	83	18%
I do not use this service or have an opinion about this service	194	43%
Total	455	100%

Locate the information I need on the college or district websites

Response	N	%
Its easy	252	56%
Its difficult	168	37%
I do not use this service or have an opinion about this service	33	7%
Total	453	100%

ETS Student Survey Results, Winter 2010

Access the Internet from on campus when I need to

Response	N	%
Its easy	173	38%
Its difficult	172	38%
I do not use this service or have an opinion about this service	106	24%
Total	451	100%