

## Learning in Communities – Course Progression

Four groups of students were tracked from fall 2011 for 9 quarters to enrollment or passage of EWRT1A:

Group 1: Enrolled in LinC sections of LART211 (combined Writing and Reading)

Group 2: Enrolled in non LinC sections of both READ211 and EWRT211

Group 3: Enrolled in non LinC sections of EWRT211, did not take READ211

Group 4: Enrolled in non LinC sections of READ211, did not take EWRT211

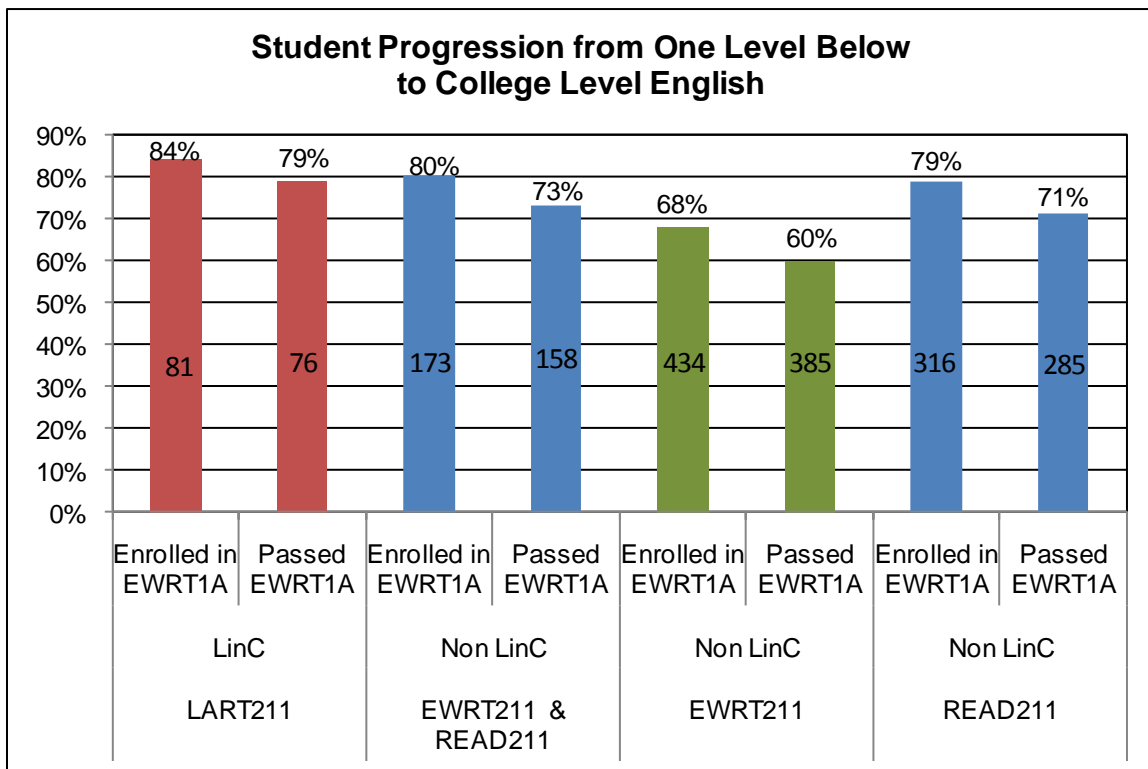
### Enrolled in EWRT1A

- 84% of LinC students who enrolled in LART211 enrolled in EWRT1A
- 80% of non LinC students who enrolled in EWRT211 & READ211 enrolled in EWRT1A
- 68% of non LinC students who enrolled in EWRT211 enrolled in EWRT1A
- 79% of non LinC students who enrolled in READ211 enrolled in EWRT1A

### Passed EWRT1A

- 79% of LinC students who enrolled in LART211 passed EWRT1A
- 73% of non LinC students who enrolled in EWRT211 & READ211 passed EWRT1A
- 60% of non LinC students who enrolled in EWRT211 passed EWRT1A
- 71% of non LinC students who enrolled in READ211 passed EWRT1A

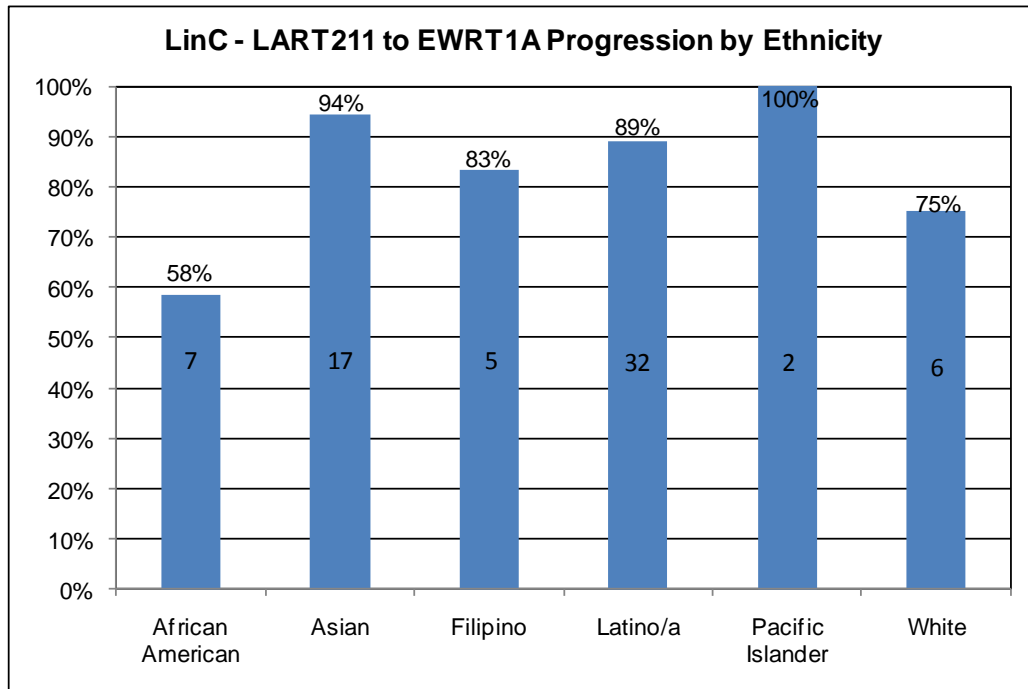
**Table 1. Student Progression Rates**



Non Linc section excludes linC and FYE sections. EWRT211 & READ211 could have been taken in different quarters over the time period.

Table 2 presents the progression rates by ethnicity of LinC students who enrolled in LART211 in fall 2011 and enrolled in EWRT1A within 9 subsequent quarters.

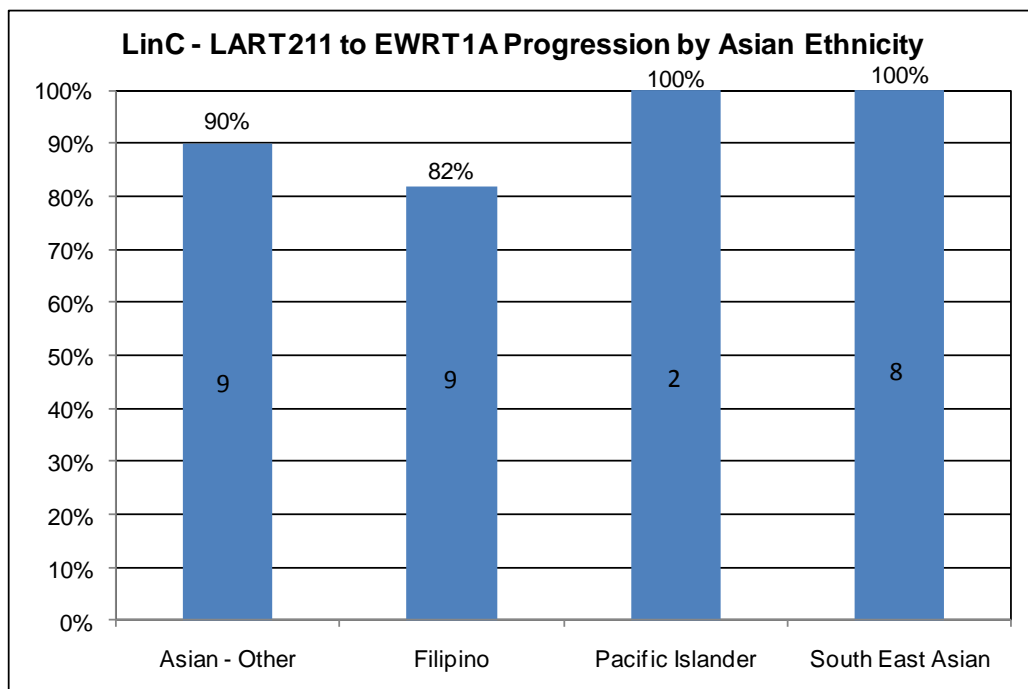
**Table 2. Next Course Progression Rates by Ethnicity**



Note: Unreported not graphed.

Table 3 presents the progression rates by ethnicity of LinC students who enrolled in LART211 in fall 2011 and enrolled in EWRT1A within 9 subsequent quarters, disaggregated by Asian ethnic subgroups.

**Table 3. Next Course Progression Rates by Asian Ethnicity**



Note: Applies a hierarchy to Asian ethnic groups which results in a higher number of Asian students than reported above.

Table 4 presents the success rates of students in fall 2011.

- Students in the LinC sections of LART211 had a course success rate of 88%.
- Students who took non LinC sections of both EWRT211 and READ211 had a success rate of 79%.
- Students who took only READ211 had a success rate of 82%.
- Students who took only EWRT211 had a success rate of 73%.

**Table 4. Success Rates**

