

## De Anza College Office of Institutional Research and Planning

**To:** Nicky Yuen-Gonzalez, Political Science Chair  
**From:** Mallory Newell, De Anza Research  
Magan Penney, Student Assistant  
**Date:** 08/04/2014  
**Subject:** Political Science Post-Survey, Spring 2014

---

The Political Science survey was administered to selected Political Science courses at the end of Spring Quarter 2014 at De Anza College, yielding 304 respondents.

### Important Highlights Include:

- Within the 12 months prior to enrolling at De Anza College:
  - 61% of students responded that they obtained news at least once a week (through internet, television, newspaper, radio, etc.) about political or social issues
  - 57% of students responded that they had spoken in depth with friends or family about a political or social issue important to him/her
  - 37% of students signed a political petition
  - 29% of students registered himself/herself to vote
  - 25% voted in a student election
  - 24% Worked without pay in his/her community to help others as part of a class requirement or for class extra credit

### In the last 12 months of attendance to De Anza:

- 73% of students spoke in depth with my friends or family about a political or social issue important to him/her
- 67% of students obtained news at least once a week (through internet, television, newspaper, radio, etc.) about political or social issues

- 55% attended a lecture or presentation on a political social topic for class credit or extra credit
- 50% worked without pay in his/her community to help others as part of a class requirement or for class extra credit
- 46% signed a political petition
- 79% of students Strongly Agree or Agree that “The government has an important role in helping those in need”
- 77% of students Strongly Agree or Agree that “Corporations and the wealthy are not paying their fair share”
- 56% of student respondents are registered to vote, 26% are not eligible to vote, and 18% are not registered.
- 42% of students Agree or Strongly Agree to always voting in every election.

## Student Responses

### 20. Is there anything else you would like to share with us?

---

Evan is the best

---

Go De Anza!

---

Great survey

---

I am an international student

---

I enjoy hearing about ways that I can help improve the community through presentations, fundraisers, and community service events.

---

I enjoyed the class I was because everyone would be forced to interact with each other and we would have debates and deep conversations with the whole class.

---

I love my Poli 1 class

---

I really enjoyed this class!

---

I really like this class. Robert Stockwell is a really nice teacher with passion on politics. I learnt a lot and ready to make actions!

---

I want more unbiased & understanding teachers.

---

I would like to conduct a study, sponsored by my non-profit (once I get some funding) of how much racism costs the Fortune 500 in sales each year. This will be done as an effort to shame them into investing in inner city education programs and higher education for those that excel for the inner cities. Also to look extremely closely at their hiring practices to make sure minorities are being recruited.

---

It was a fun class, and I actually learned how politics apply to everyday life.

---

It was a great Poli class. Jim is a great instructor that wants you to get involved for a change in the community.

---

It was an intriguing survey.

---

I've learned a lot this quarter, but I still would never take a political science class again. It's definitely interesting but not my cup of tea. Maybe when I'm older I'll understand it better.

---

make a difference

---

Mr. Stockwell is a wonderful teacher.

---

Mr. Low was a great teacher; he actually made it love polisci. I never thought I would say that!

---

Our class was great, helped me to be more engaged in social and political issues in our community.

---

People are lazy and that is why they are poor. Plenty of people have high paying jobs even growing up poor. Global Warming is a hoax and I am unhappy with the Leftist bias that is taught in our Political Science Classes, It should be taught down the middle instead of it being biased to the left. You are essentially not giving the students a choice because they are politically un-educated and since the classes are biased to democrats, you are creating democrats. It should be taught down the middle

---

Political science classes do change a student's political perspective.

---

STUDENTS SHOULD LEARN THE REASON BEHIND THE SERVICE LEARNING REQUIREMENT NOT JUST GET IT ASSIGNED.

---

Susan Gordon is a GREAT teacher. I learned more than I would have thought to have.

---

Taking this class has helped me understand politics and made me think of making a change

---

Taking this class has made me think that one person can make the difference, also the importance that women have in politics.

---

Taking this class informed me on so many issues with our government and the world we live in. I made time to start volunteering at local organizations that are run for the people and by the people. I now plan to go into a career that will help people in any way possible in order for them to reach success. Very inspiring and knowledge filled class.

---

Thank you for the extra credit opportunity. Hope my participation helped.

---

Thanks to my great & passionate instructor for teaching the truth about politics

---

There are many students that came to the United States as children and as undocumented immigrants as well. When we reach college, there is a disconnection in political discussions due to the facts that we are not eligible to vote and don't feel like we can't make a difference. I think recognizing those students more in a safe place; can give those students a place in this nation created by immigrant's years ago. It can give every student an opportunity to come out of hiding and participate.

---

This class really inspired me to be more politically active.

---

This class was very eye opening and I am glad that as students, most of us are required to take it.

---

this is my first poli sci

---

This politics class really changed my perspective on getting involved and how easy it is to do so.

---

# Political Science Engagement Survey, Spring 2014

1. Think of the 12 month period immediately PRIOR TO your current attendance at De Anza College. Please identify any of the following political/civic activities you participated in during this 12 month time frame prior to being at De Anza: (check all that apply)

Mean: -

Response	Value	Frequency	Valid Percent	Graph
Spoke in depth with my friends or family about a political or social issue important to me	1.00	151	57.41	
Talked with total strangers about a political or social issue important to me	2.00	51	19.39	
Obtained news at least once a week through internet television newspaper radio etc about political or social issues	3.00	160	60.84	
Went to a meeting of or a fundraiser for a community civic political or school advocacy group	4.00	48	18.25	
Attended a lecture or presentation on a political social topic for class credit or extra credit	5.00	68	25.86	
Attended a lecture or presentation on a political social topic WITHOUT receiving class credit or extra credit	6.00	28	10.65	
Joined a political or civic group or organization	7.00	24	9.13	
Helped to organize a meeting presentation or gathering dedicated to talking about or taking action on some political or social issue	8.00	26	9.89	
Held a leadership role in a political or civic organization or club	9.00	17	6.46	
Worked without pay in my community to help others as part of a class requirement or for class extra credit	10.00	64	24.33	
Worked without pay in my community to help others without receiving any credit for a class	11.00	59	22.43	
Worked on a student government local state or national election campaign	12.00	13	4.94	

## Political Science Engagement Survey, Spring 2014

Worked on a campus local state or national issue campaign	13.00	16	6.08
Participated in a march rally protest or boycott	14.00	26	9.89
Signed a political petition	15.00	97	36.88
Helped gather signatures for a political petition	16.00	16	6.08
Tried to get someone to cast a vote for something I care about	17.00	39	14.83
Donated money to a campaign party or political social group	18.00	28	10.65
Raised money for a campaign party or political social group	19.00	6	2.28
Contacted public officials the media or the head of a corporation or business through email phone letter in person etc about a political or social issue important to me	20.00	20	7.60
Engaged in internet or social media advocacy activism as in signing a petition making a Facebook post tweeting etc about a political or social issue important to me	21.00	60	22.81
Registered myself to vote	22.00	75	28.52
Voted in a student election	23.00	66	25.10
Voted in a local state or federal election	24.00	46	17.49
Registered others to vote	25.00	11	4.18
Took a class specifically because of its political or social issue content	26.00	16	6.08
Changed or declared my academic major to one that I feel is more politically or socially meaningful	27.00	9	3.42

<b>Total Valid</b>	263	100.00
<b>Missing</b>	41	
<b>Total</b>	304	

# Political Science Engagement Survey, Spring 2014

2. Now, consider THE LAST 12 MONTHS OF YOUR ATTENDANCE AT DE ANZA COLLEGE OR if you started attending De Anza less than 12 months ago, the period since you most recently began classes at De Anza. During this period of time, please identify any of the following political/civic activities you participated in. (check all that apply)

Mean: -

Response	Value	Frequency	Valid Percent	Graph
Spoke in depth with my friends or family about a political or social issue important to me	1.00	203	73.02	
Talked with total strangers about a political or social issue important to me	2.00	124	44.60	
Obtained news at least once a week through internet television newspaper radio etc about political or social issues	3.00	187	67.27	
Went to a meeting of or a fundraiser for a community civic political or school advocacy group	4.00	99	35.61	
Attended a lecture or presentation on a political social topic for class credit or extra credit	5.00	152	54.68	
Attended a lecture or presentation on a political social topic WITHOUT receiving class credit or extra credit	6.00	71	25.54	
Joined a political or civic group or organization	7.00	63	22.66	
Helped to organize a meeting presentation or gathering dedicated to talking about or taking action on some political or social issue	8.00	72	25.90	
Held a leadership role in a political or civic organization or club	9.00	37	13.31	
Worked without pay in my community to help others as part of a class requirement or for class extra credit	10.00	139	50.00	
Worked without pay in my community to help others without receiving any credit for a class	11.00	89	32.01	
Worked on a student government local state or national election campaign	12.00	40	14.39	

## Political Science Engagement Survey, Spring 2014

Worked on a campus local state or national issue campaign	13.00	37	13.31
Participated in a march rally protest or boycott	14.00	30	10.79
Signed a political petition	15.00	129	46.40
Helped gather signatures for a political petition	16.00	52	18.71
Tried to get someone to cast a vote for something I care about	17.00	73	26.26
Donated money to a campaign party or political social group	18.00	44	15.83
Raised money for a campaign party or political social group	19.00	22	7.91
Contacted public officials the media or the head of a corporation or business through email phone letter in person etc about a political or social issue important to me	20.00	54	19.42
Engaged in internet or social media advocacy activism as in signing a petition making a Facebook post tweeting etc about a political or social issue important to me	21.00	110	39.57
Registered myself to vote	22.00	72	25.90
Voted in a student election	23.00	96	34.53
Voted in a local state or federal election	24.00	71	25.54
Registered others to vote	25.00	38	13.67
Took a class specifically because of its political or social issue content	26.00	67	24.10
Changed or declared my academic major to one that I feel is more politically or socially meaningful	27.00	24	8.63

<b>Total Valid</b>	278	100.00
<b>Missing</b>	26	
<b>Total</b>	304	



# Political Science Engagement Survey, Spring 2014

3. I am currently registered to vote in California or some other state in the U.S.

Mean: 1.70

Response	Value	Frequency	Valid Percent	Graph
Yes	1.00	159	55.99	
No	2.00	51	17.96	
Not Eligible	3.00	74	26.06	
<b>Total Valid</b>		284	100.00	
<b>Missing</b>		20		
<b>Total</b>		304		

I will always vote in every election

Mean: 2.65

Response	Value	Frequency	Valid Percent	Graph
Strongly Agree	1.00	51	18.28	
Agree	2.00	68	24.37	
Neutral	3.00	103	36.92	
Disagree	4.00	41	14.70	
Strongly Disagree	5.00	16	5.73	
<b>Total Valid</b>		279	100.00	
<b>Missing</b>		25		
<b>Total</b>		304		

# Political Science Engagement Survey, Spring 2014

a. Understand people from other cultures, races, or ethnicities

Mean: 1.90

Response	Value	Frequency	Valid Percent	Graph
Strongly Agree	1.00	87	30.74	
Agree	2.00	143	50.53	
Neutral	3.00	48	16.96	
Disagree	4.00	4	1.41	
Strongly Disagree	5.00	1	0.35	
<b>Total Valid</b>		283	100.00	
<b>Missing</b>		21		
<b>Total</b>		304		

b. Work with others to make a difference in our community

Mean: 2.04

Response	Value	Frequency	Valid Percent	Graph
Strongly Agree	1.00	74	26.43	
Agree	2.00	131	46.79	
Neutral	3.00	65	23.21	
Disagree	4.00	10	3.57	
Strongly Disagree	5.00	0	0.00	
<b>Total Valid</b>		280	100.00	
<b>Missing</b>		24		
<b>Total</b>		304		

# Political Science Engagement Survey, Spring 2014

c. Voice my opinions on campus, at work, or in my community

Mean: 2.32

Response	Value	Frequency	Valid Percent	Graph
Strongly Agree	1.00	53	18.86	
Agree	2.00	107	38.08	
Neutral	3.00	101	35.94	
Disagree	4.00	19	6.76	
Strongly Disagree	5.00	1	0.36	
<b>Total Valid</b>		281	100.00	
<b>Missing</b>		23		
<b>Total</b>		304		

a. I can learn a lot through my involvement in community or campus causes

Mean: 1.86

Response	Value	Frequency	Valid Percent	Graph
Strongly Agree	1.00	87	30.74	
Agree	2.00	153	54.06	
Neutral	3.00	39	13.78	
Disagree	4.00	4	1.41	
Strongly Disagree	5.00	0	0.00	
<b>Total Valid</b>		283	100.00	
<b>Missing</b>		21		
<b>Total</b>		304		

# Political Science Engagement Survey, Spring 2014

b. I am just one person and my actions cannot change our government or social system

Mean: 3.44

Response	Value	Frequency	Valid Percent	Graph
Strongly Agree	1.00	10	3.53	
Agree	2.00	42	14.84	
Neutral	3.00	85	30.04	
Disagree	4.00	105	37.10	
Strongly Disagree	5.00	41	14.49	
<b>Total Valid</b>		283	100.00	
<b>Missing</b>		21		
<b>Total</b>		304		

c. I know how to find information about social or political events to develop an informed position on issues

Mean: 2.14

Response	Value	Frequency	Valid Percent	Graph
Strongly Agree	1.00	59	20.92	
Agree	2.00	136	48.23	
Neutral	3.00	75	26.60	
Disagree	4.00	12	4.26	
Strongly Disagree	5.00	0	0.00	
<b>Total Valid</b>		282	100.00	
<b>Missing</b>		22		
<b>Total</b>		304		

# Political Science Engagement Survey, Spring 2014

d. I can communicate well with someone whose views are different than my own

Mean: 2.11

Response	Value	Frequency	Valid Percent	Graph
Strongly Agree	1.00	53	18.86	
Agree	2.00	157	55.87	
Neutral	3.00	60	21.35	
Disagree	4.00	10	3.56	
Strongly Disagree	5.00	1	0.36	
<b>Total Valid</b>		281	100.00	
<b>Missing</b>		23		
<b>Total</b>		304		

e. I know how to be part of something bigger than myself to bring about change

Mean: 2.13

Response	Value	Frequency	Valid Percent	Graph
Strongly Agree	1.00	64	22.86	
Agree	2.00	128	45.71	
Neutral	3.00	77	27.50	
Disagree	4.00	11	3.93	
Strongly Disagree	5.00	0	0.00	
<b>Total Valid</b>		280	100.00	
<b>Missing</b>		24		
<b>Total</b>		304		

# Political Science Engagement Survey, Spring 2014

a. As part of the campus community

Mean: 2.33

Response	Value	Frequency	Valid Percent	Graph
Strongly Agree	1.00	60	21.20	
Agree	2.00	102	36.04	
Neutral	3.00	92	32.51	
Disagree	4.00	27	9.54	
Strongly Disagree	5.00	2	0.71	
<b>Total Valid</b>		283	100.00	
<b>Missing</b>		21		
<b>Total</b>		304		

b. As part of a community outside this college

Mean: 2.24

Response	Value	Frequency	Valid Percent	Graph
Strongly Agree	1.00	58	20.64	
Agree	2.00	119	42.35	
Neutral	3.00	85	30.25	
Disagree	4.00	17	6.05	
Strongly Disagree	5.00	2	0.71	
<b>Total Valid</b>		281	100.00	
<b>Missing</b>		23		
<b>Total</b>		304		

# Political Science Engagement Survey, Spring 2014

c. As someone who values helping others

Mean: 1.71

Response	Value	Frequency	Valid Percent	Graph
Strongly Agree	1.00	123	43.62	
Agree	2.00	121	42.91	
Neutral	3.00	36	12.77	
Disagree	4.00	2	0.71	
Strongly Disagree	5.00	0	0.00	
<b>Total Valid</b>		282	100.00	
<b>Missing</b>		22		
<b>Total</b>		304		

d. As an individual with limited impact on what happens in this country

Mean: 2.84

Response	Value	Frequency	Valid Percent	Graph
Strongly Agree	1.00	29	10.28	
Agree	2.00	79	28.01	
Neutral	3.00	96	34.04	
Disagree	4.00	63	22.34	
Strongly Disagree	5.00	15	5.32	
<b>Total Valid</b>		282	100.00	
<b>Missing</b>		22		
<b>Total</b>		304		

# Political Science Engagement Survey, Spring 2014

e. As someone who has something to offer the world

Mean: 1.97

Response	Value	Frequency	Valid Percent	Graph
Strongly Agree	1.00	83	29.33	
Agree	2.00	132	46.64	
Neutral	3.00	62	21.91	
Disagree	4.00	6	2.12	
Strongly Disagree	5.00	0	0.00	
<b>Total Valid</b>		283	100.00	
<b>Missing</b>		21		
<b>Total</b>		304		

f. As someone who can make a difference in the community

Mean: 2.05

Response	Value	Frequency	Valid Percent	Graph
Strongly Agree	1.00	74	26.43	
Agree	2.00	127	45.36	
Neutral	3.00	69	24.64	
Disagree	4.00	10	3.57	
Strongly Disagree	5.00	0	0.00	
<b>Total Valid</b>		280	100.00	
<b>Missing</b>		24		
<b>Total</b>		304		



# Political Science Engagement Survey, Spring 2014

a. To work with others to promote social or political change

Mean: 2.12

Response	Value	Frequency	Valid Percent	Graph
Strongly Agree	1.00	70	24.91	
Agree	2.00	116	41.28	
Neutral	3.00	85	30.25	
Disagree	4.00	10	3.56	
Strongly Disagree	5.00	0	0.00	
<b>Total Valid</b>		281	100.00	
<b>Missing</b>		23		
<b>Total</b>		304		

b. To help others who may not be as well off as myself

Mean: 1.85

Response	Value	Frequency	Valid Percent	Graph
Strongly Agree	1.00	93	33.21	
Agree	2.00	139	49.64	
Neutral	3.00	46	16.43	
Disagree	4.00	2	0.71	
Strongly Disagree	5.00	0	0.00	
<b>Total Valid</b>		280	100.00	
<b>Missing</b>		24		
<b>Total</b>		304		

# Political Science Engagement Survey, Spring 2014

c. To advance my own career, even if it means being less active in the community

Mean: 2.52

Response	Value	Frequency	Valid Percent	Graph
Strongly Agree	1.00	29	10.28	
Agree	2.00	115	40.78	
Neutral	3.00	104	36.88	
Disagree	4.00	30	10.64	
Strongly Disagree	5.00	4	1.42	
<b>Total Valid</b>		282	100.00	
<b>Missing</b>		22		
<b>Total</b>		304		

d. To make a difference in my community

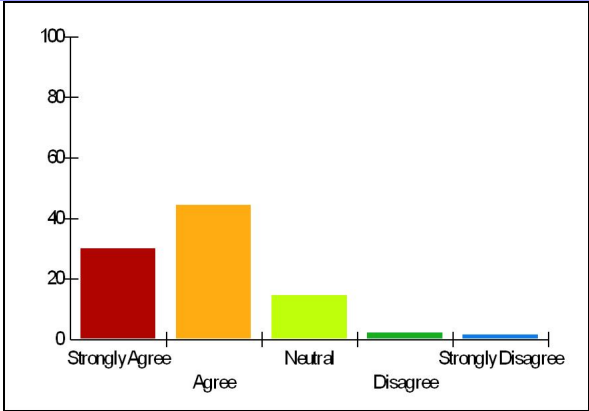
Mean: 1.97

Response	Value	Frequency	Valid Percent	Graph
Strongly Agree	1.00	74	26.62	
Agree	2.00	137	49.28	
Neutral	3.00	67	24.10	
Disagree	4.00	0	0.00	
Strongly Disagree	5.00	0	0.00	
<b>Total Valid</b>		278	100.00	
<b>Missing</b>		26		
<b>Total</b>		304		

# Political Science Engagement Survey, Spring 2014

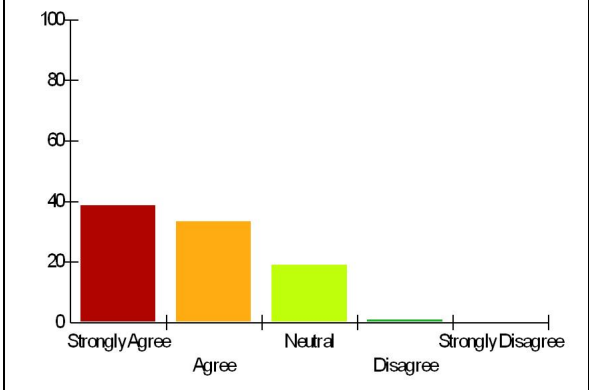
a. "The government has an important role in helping those in need."

Mean: 1.94

Response	Value	Frequency	Valid Percent	Graph
Strongly Agree	1.00	92	32.39	
Agree	2.00	135	47.54	
Neutral	3.00	45	15.85	
Disagree	4.00	7	2.46	
Strongly Disagree	5.00	5	1.76	
<b>Total Valid</b>		284	100.00	
<b>Missing</b>		20		
<b>Total</b>		304		

b. "Corporations and the wealthy are not paying their fair share of taxes."

Mean: 1.83

Response	Value	Frequency	Valid Percent	Graph
Strongly Agree	1.00	118	41.70	
Agree	2.00	102	36.04	
Neutral	3.00	58	20.49	
Disagree	4.00	3	1.06	
Strongly Disagree	5.00	2	0.71	
<b>Total Valid</b>		283	100.00	
<b>Missing</b>		21		
<b>Total</b>		304		

# Political Science Engagement Survey, Spring 2014

c. "Regular people like me should pitch in to help things go better in the community."

Mean: 2.00

Response	Value	Frequency	Valid Percent	Graph
Strongly Agree	1.00	72	25.90	
Agree	2.00	136	48.92	
Neutral	3.00	68	24.46	
Disagree	4.00	1	0.36	
Strongly Disagree	5.00	1	0.36	
<b>Total Valid</b>		278	100.00	
<b>Missing</b>		26		
<b>Total</b>		304		

d. "In general, the economic system in the United States is fair to most people."

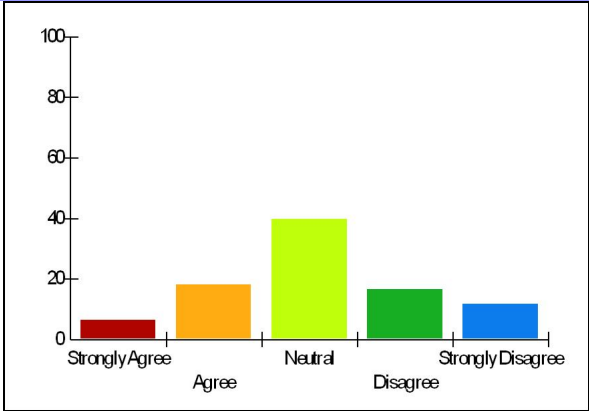
Mean: 3.35

Response	Value	Frequency	Valid Percent	Graph
Strongly Agree	1.00	13	4.61	
Agree	2.00	50	17.73	
Neutral	3.00	90	31.91	
Disagree	4.00	83	29.43	
Strongly Disagree	5.00	46	16.31	
<b>Total Valid</b>		282	100.00	
<b>Missing</b>		22		
<b>Total</b>		304		

# Political Science Engagement Survey, Spring 2014

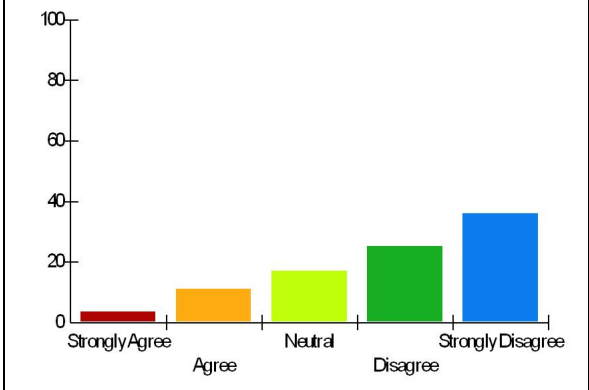
e. "We currently have too much government regulation of corporations, banks, and the economy."

Mean: 3.10

Response	Value	Frequency	Valid Percent	Graph
Strongly Agree	1.00	20	7.07	
Agree	2.00	55	19.43	
Neutral	3.00	121	42.76	
Disagree	4.00	51	18.02	
Strongly Disagree	5.00	36	12.72	
<b>Total Valid</b>		283	100.00	
<b>Missing</b>		21		
<b>Total</b>		304		

f. "Our environmental problems are not really that bad."

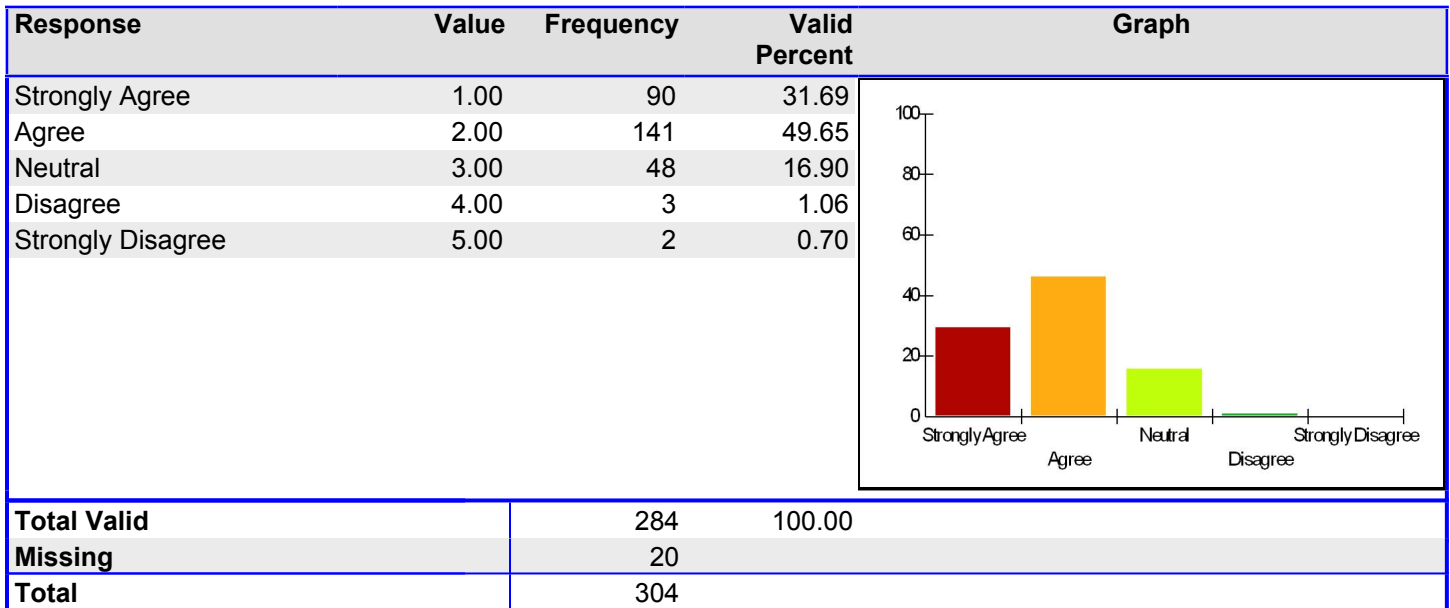
Mean: 3.85

Response	Value	Frequency	Valid Percent	Graph
Strongly Agree	1.00	11	3.87	
Agree	2.00	34	11.97	
Neutral	3.00	52	18.31	
Disagree	4.00	77	27.11	
Strongly Disagree	5.00	110	38.73	
<b>Total Valid</b>		284	100.00	
<b>Missing</b>		20		
<b>Total</b>		304		

# Political Science Engagement Survey, Spring 2014

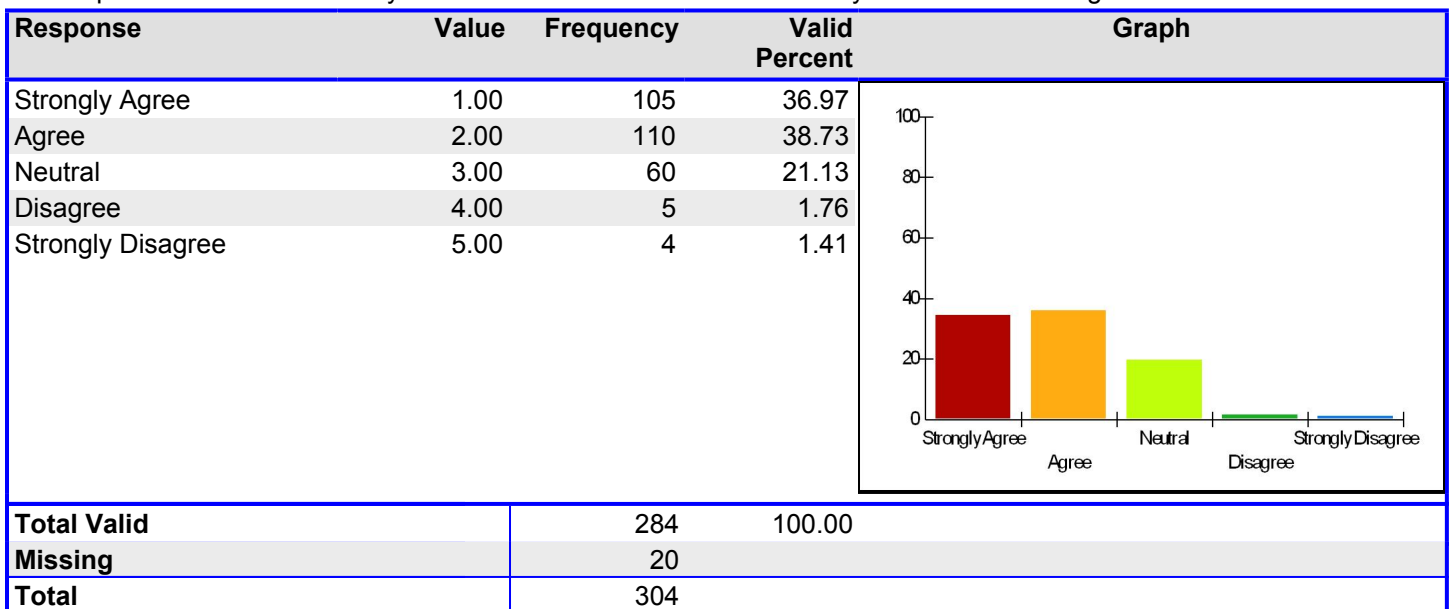
g. "If regular people take political action, they can make a difference."

Mean: 1.89



h. "Corporations and the wealthy have too much influence in our country and need to be reigned in."

Mean: 1.92



# Political Science Engagement Survey, Spring 2014

a. Because they put in more effort than others

Mean: 2.89

Response	Value	Frequency	Valid Percent	Graph
Strongly Agree	1.00	24	8.51	
Agree	2.00	91	32.27	
Neutral	3.00	85	30.14	
Disagree	4.00	55	19.50	
Strongly Disagree	5.00	27	9.57	
<b>Total Valid</b>		282	100.00	
<b>Missing</b>		22		
<b>Total</b>		304		

b. Because they had a head-start and then had more advantages in life

Mean: 2.02

Response	Value	Frequency	Valid Percent	Graph
Strongly Agree	1.00	85	30.36	
Agree	2.00	120	42.86	
Neutral	3.00	63	22.50	
Disagree	4.00	9	3.21	
Strongly Disagree	5.00	3	1.07	
<b>Total Valid</b>		280	100.00	
<b>Missing</b>		24		
<b>Total</b>		304		

# Political Science Engagement Survey, Spring 2014

a. Because they did not put in enough effort

Mean: 3.22

Response	Value	Frequency	Valid Percent	Graph
Strongly Agree	1.00	13	4.61	
Agree	2.00	68	24.11	
Neutral	3.00	91	32.27	
Disagree	4.00	65	23.05	
Strongly Disagree	5.00	45	15.96	
<b>Total Valid</b>		282	100.00	
<b>Missing</b>		22		
<b>Total</b>		304		

b. Because they grew up poor and then had fewer opportunities in life

Mean: 2.16

Response	Value	Frequency	Valid Percent	Graph
Strongly Agree	1.00	67	23.51	
Agree	2.00	135	47.37	
Neutral	3.00	60	21.05	
Disagree	4.00	17	5.96	
Strongly Disagree	5.00	6	2.11	
<b>Total Valid</b>		285	100.00	
<b>Missing</b>		19		
<b>Total</b>		304		



# Political Science Engagement Survey, Spring 2014

a. "The economic system in the United States unfairly favors the rich."

Mean: 1.87

Response	Value	Frequency	Valid Percent	Graph
Strongly Agree	1.00	109	38.38	
Agree	2.00	111	39.08	
Neutral	3.00	55	19.37	
Disagree	4.00	9	3.17	
Strongly Disagree	5.00	0	0.00	
<b>Total Valid</b>		284	100.00	
<b>Missing</b>		20		
<b>Total</b>		304		

b. "I'm just too busy to volunteer in the community."

Mean: 3.02

Response	Value	Frequency	Valid Percent	Graph
Strongly Agree	1.00	14	4.95	
Agree	2.00	67	23.67	
Neutral	3.00	118	41.70	
Disagree	4.00	68	24.03	
Strongly Disagree	5.00	16	5.65	
<b>Total Valid</b>		283	100.00	
<b>Missing</b>		21		
<b>Total</b>		304		

# Political Science Engagement Survey, Spring 2014

c. "Ex-Felons cannot vote in the state of California."

Mean: 3.05

Response	Value	Frequency	Valid Percent	Graph
Strongly Agree	1.00	15	5.36	
Agree	2.00	52	18.57	
Neutral	3.00	134	47.86	
Disagree	4.00	62	22.14	
Strongly Disagree	5.00	17	6.07	
<b>Total Valid</b>		280	100.00	
<b>Missing</b>		24		
<b>Total</b>		304		

13. What day of the week are local, state, and federal elections held?

Mean: 2.71

Response	Value	Frequency	Valid Percent	Graph
Monday	1.00	6	2.14	
Tuesday	2.00	199	70.82	
Thursday	3.00	9	3.20	
Saturday	4.00	4	1.42	
I dont know	5.00	63	22.42	
<b>Total Valid</b>		281	100.00	
<b>Missing</b>		23		
<b>Total</b>		304		

# Political Science Engagement Survey, Spring 2014

14. Are you a United States Armed Services Veteran or in the reserves?

Mean: 1.98

Response	Value	Frequency	Valid Percent	Graph
Yes	1.00	6	2.11	
No	2.00	279	97.89	
<b>Total Valid</b>		285	100.00	
<b>Missing</b>		19		
<b>Total</b>		304		

15. Please provide an estimate of what you perceive to be the income of your parents/guardians while you were in high school.

Mean: 3.04

Response	Value	Frequency	Valid Percent	Graph
Less than \$19999 Low Income	1.00	61	21.48	
\$20000-\$59999 Lower Middle Income	2.00	69	24.30	
\$60000-\$99999 Middle Income	3.00	65	22.89	
\$100000-\$149999 Upper Middle Income	4.00	26	9.15	
\$150000 or more High Income	5.00	14	4.93	
Dont Know	6.00	49	17.25	
<b>Total Valid</b>		284	100.00	
<b>Missing</b>		20		
<b>Total</b>		304		

# Political Science Engagement Survey, Spring 2014

16. How many hours per week do you work for pay?

Mean: 3.51

Response	Value	Frequency	Valid Percent	Graph
None	1.00	116	40.70	
1-5 hours	2.00	7	2.46	
6-10 hours	3.00	19	6.67	
11-15 hours	4.00	18	6.32	
16-20 hours	5.00	46	16.14	
21-30 hours	6.00	45	15.79	
31-40 hours	7.00	32	11.23	
40 hours	8.00	2	0.70	
<b>Total Valid</b>		285	100.00	
<b>Missing</b>		19		
<b>Total</b>		304		

17. If you are an unpaid primary caregiver for a child, elderly parent, or someone else, how many hours per week do you spend providing care?

Mean: 1.49

Response	Value	Frequency	Valid Percent	Graph
Not Applicable	1.00	237	83.45	
1-5 hours	2.00	11	3.87	
6-10 hours	3.00	17	5.99	
11-15 hours	4.00	6	2.11	
16-20 hours	5.00	4	1.41	
21-30 hours	6.00	1	0.35	
31-40 hours	7.00	2	0.70	
40 hours	8.00	6	2.11	
<b>Total Valid</b>		284	100.00	
<b>Missing</b>		20		
<b>Total</b>		304		

# Political Science Engagement Survey, Spring 2014

18. Is English the primary language you speak at home?

Mean: 1.52

Response	Value	Frequency	Valid Percent	Graph
Yes	1.00	136	48.06	
No	2.00	147	51.94	
<b>Total Valid</b>		283	100.00	
<b>Missing</b>		21		
<b>Total</b>		304		

19. What is the highest education level of your primary parent or guardian?

Mean: 4.68

Response	Value	Frequency	Valid Percent	Graph
Grade 9 or less	1.00	23	8.07	
Some high school did not graduate	2.00	13	4.56	
High school graduate diploma GED or equivalent	3.00	54	18.95	
Some college no degree	4.00	50	17.54	
Associate degree A.A. A.S.	5.00	19	6.67	
Bachelors degree B.A. B.S.	6.00	76	26.67	
Graduate degree masters Ph.D. or professional degree beyond bachelors	7.00	30	10.53	
Unknown	8.00	17	5.96	
Not applicable	9.00	3	1.05	
<b>Total Valid</b>		285	100.00	
<b>Missing</b>		19		
<b>Total</b>		304		



## Political Science Department Engagement Survey - Spring 2014

This survey will be used for research purposes only. Your individual responses will remain anonymous (unless you choose to share this information) and any data that is reported will be at the aggregate level (no individual data will be shared). You may choose not to answer any question. Thank you for your time and feedback.

---

Please provide your Campuswide ID:

By providing your ID it allows our researchers to link the survey results to institutional data for greater in-depth analysis. Your ID and responses will remain confidential and we will only report results in the aggregate form.

Please provide your name so that your instructor can give you credit for completing the survey (if this was an option). Keep in mind that we will not share the content of your responses, only the names of students who completed the survey.

First Name:

Last Name:

What is the name of the instructor who asked you to take this survey:

What is the title of the class this instructor teaches:

What time/day does this class meet (e.g. M/W 1:30-3:20):

**Questions 1 and 2 ask you to compare your experiences in the periods before and after you began taking classes at De Anza College. Please respond to the best of your ability.**

**1. Think of the 12 month period immediately PRIOR TO your current**

**attendance at De Anza College. Please identify any of the following political/civic activities you participated in during this 12 month time frame prior to being at De Anza: (check all that apply)**

- 1. Spoke in depth with my friends or family about a political or social issue important to me
- 2. Talked with total strangers about a political or social issue important to me
- 3. Obtained news at least once a week (through internet, television, newspaper, radio, etc.) about political or social issues
- 4. Went to a meeting of or a fundraiser for a community, civic, political or school advocacy group
- 5. Attended a lecture or presentation on a political/social topic for class credit or extra credit
- 6. Attended a lecture or presentation on a political/social topic WITHOUT receiving class credit or extra credit
- 7. Joined a political or civic group or organization
- 8. Helped to organize a meeting, presentation or gathering dedicated to talking about or taking action on some political or social issue
- 9. Held a leadership role in a political or civic organization or club
- 10. Worked without pay in my community to help others *as part of a class requirement or for class extra credit*
- 11. Worked without pay in my community to help others *without receiving any credit for a class*
- 12. Worked on a student government, local, state, or national *election* campaign
- 13. Worked on a campus, local, state, or national *issue* campaign
- 14. Participated in a march, rally, protest, or boycott
- 15. Signed a political petition
- 16. Helped gather signatures for a political petition
- 17. Tried to get someone to cast a vote for something I care about
- 18. Donated money to a campaign, party, or political/social group
- 19. Raised money for a campaign, party, or political/social group
- 20. Contacted public officials, the media, or the head of a corporation or business (through email, phone, letter, in-person, etc.) about a political or social issue important to me
- 21. Engaged in internet or social media advocacy/activism (e.g., signing a petition, making a Facebook post, tweeting, etc.) about a political or social issue important to me
- 22. Registered myself to vote
- 23. Voted in a student election
- 24. Voted in a local, state or federal election
- 25. Registered others to vote
- 26. Took a class specifically *because* of its political or social issue content

27. Changed or declared my academic major to one that I feel is more politically or socially meaningful

**2. Now, consider THE LAST 12 MONTHS OF YOUR ATTENDANCE AT DE ANZA COLLEGE OR if you started attending De Anza less than 12 months ago, the period since you most recently began classes at De Anza. During this period of time, please identify any of the following political/civic activities you participated in. (check all that apply)**

1. Spoke in depth with my friends or family about a political or social issue important to me
2. Talked with total strangers about a political or social issue important to me
3. Obtained news at least once a week (through internet, television, newspaper, radio, etc.) about political or social issues
4. Went to a meeting of or a fundraiser for a community, civic, political or school advocacy group
5. Attended a lecture or presentation on a political/social topic for class credit or extra credit
6. Attended a lecture or presentation on a political/social topic WITHOUT receiving class credit or extra credit
7. Joined a political or civic group or organization
8. Helped to organize a meeting, presentation or gathering dedicated to talking about or taking action on some political or social issue
9. Held a leadership role in a political or civic organization or club
10. Worked without pay in my community to help others *as part of a class requirement or for class extra credit*
11. Worked without pay in my community to help others *without* receiving any credit for a class
12. Worked on a student government, local, state, or national *election* campaign
13. Worked on a campus, local, state, or national *issue* campaign
14. Participated in a march, rally, protest, or boycott
15. Signed a political petition
16. Helped gather signatures for a political petition
17. Tried to get someone to cast a vote for something I care about
18. Donated money to a campaign, party, or political/social group
19. Raised money for a campaign, party, or political/social group
20. Contacted public officials, the media, or the head of a corporation or business (through email, phone, letter, in-person, etc.) about a political or social issue important to me
21. Engaged in internet or social media advocacy/activism (e.g., signing a petition, making a Facebook post, tweeting, etc.) about a political or social issue important to me
22. Registered myself to vote



- 23. Voted in a student election
- 24. Voted in a local, state or federal election
- 25. Registered others to vote
- 26. Took a class specifically *because* of its political or social issue content
- 27. Changed or declared my academic major to one that I feel is more politically or socially meaningful

**Please respond to the following questions (3-12) relating to your current status, attitudes, beliefs or actions.**

**3. I am currently registered to vote in California or some other state in the U.S.**

- Yes
- No
- Not Eligible

**4. Thinking of yourself, agree or disagree?**

	Strongly Agree	Agree	Neutral	Disagree	Strongly Disagree
I will always vote in every election	<input type="checkbox"/>	<input type="checkbox"/>	<input type="checkbox"/>	<input type="checkbox"/>	<input type="checkbox"/>

**5. I find it easy to:**

	Strongly Agree	Agree	Neutral	Disagree	Strongly Disagree
a. Understand people from other cultures, races, or ethnicities	<input type="checkbox"/>	<input type="checkbox"/>	<input type="checkbox"/>	<input type="checkbox"/>	<input type="checkbox"/>
b. Work with others to make a difference in our community	<input type="checkbox"/>	<input type="checkbox"/>	<input type="checkbox"/>	<input type="checkbox"/>	<input type="checkbox"/>
c. Voice my opinions on campus, at work, or in my community	<input type="checkbox"/>	<input type="checkbox"/>	<input type="checkbox"/>	<input type="checkbox"/>	<input type="checkbox"/>

**6. Agree or Disagree:**

	Strongly Agree	Agree	Neutral	Disagree	Strongly Disagree
a. I can learn a lot through my involvement in community or campus causes	<input type="checkbox"/>	<input type="checkbox"/>	<input type="checkbox"/>	<input type="checkbox"/>	<input type="checkbox"/>
b. I am just one person and my actions cannot change our government or social system	<input type="checkbox"/>	<input type="checkbox"/>	<input type="checkbox"/>	<input type="checkbox"/>	<input type="checkbox"/>
c. I know how to find information about social or political events to develop an	<input type="checkbox"/>	<input type="checkbox"/>	<input type="checkbox"/>	<input type="checkbox"/>	<input type="checkbox"/>

informed position on issues

d. I can communicate well with someone whose views are different than my own

e. I know how to be part of something bigger than myself to bring about change

**7. I see myself:**

	Strongly Agree	Agree	Neutral	Disagree	Strongly Disagree
a. As part of the campus community	<input type="checkbox"/>	<input type="checkbox"/>	<input type="checkbox"/>	<input type="checkbox"/>	<input type="checkbox"/>
b. As part of a community outside this college	<input type="checkbox"/>	<input type="checkbox"/>	<input type="checkbox"/>	<input type="checkbox"/>	<input type="checkbox"/>
c. As someone who values helping others	<input type="checkbox"/>	<input type="checkbox"/>	<input type="checkbox"/>	<input type="checkbox"/>	<input type="checkbox"/>
d. As an individual with limited impact on what happens in this country	<input type="checkbox"/>	<input type="checkbox"/>	<input type="checkbox"/>	<input type="checkbox"/>	<input type="checkbox"/>
e. As someone who has something to offer the world	<input type="checkbox"/>	<input type="checkbox"/>	<input type="checkbox"/>	<input type="checkbox"/>	<input type="checkbox"/>
f. As someone who can make a difference in the community	<input type="checkbox"/>	<input type="checkbox"/>	<input type="checkbox"/>	<input type="checkbox"/>	<input type="checkbox"/>

**8. In thinking about my future career, it will be important to me:**

	Strongly Agree	Agree	Neutral	Disagree	Strongly Disagree
a. To work with others to promote social or political change	<input type="checkbox"/>	<input type="checkbox"/>	<input type="checkbox"/>	<input type="checkbox"/>	<input type="checkbox"/>
b. To help others who may not be as well off as myself	<input type="checkbox"/>	<input type="checkbox"/>	<input type="checkbox"/>	<input type="checkbox"/>	<input type="checkbox"/>
c. To advance my own career, even if it means being less active in the community	<input type="checkbox"/>	<input type="checkbox"/>	<input type="checkbox"/>	<input type="checkbox"/>	<input type="checkbox"/>
d. To make a difference in my community	<input type="checkbox"/>	<input type="checkbox"/>	<input type="checkbox"/>	<input type="checkbox"/>	<input type="checkbox"/>

**9. Agree or Disagree:**

	Strongly Agree	Agree	Neutral	Disagree	Strongly Disagree
a. "The government has an important role in helping those in need."	<input type="checkbox"/>	<input type="checkbox"/>	<input type="checkbox"/>	<input type="checkbox"/>	<input type="checkbox"/>
b. "Corporations and the wealthy are not paying their fair share of taxes."	<input type="checkbox"/>	<input type="checkbox"/>	<input type="checkbox"/>	<input type="checkbox"/>	<input type="checkbox"/>
c. "Regular people like me should pitch in to help things go better in the community."	<input type="checkbox"/>	<input type="checkbox"/>	<input type="checkbox"/>	<input type="checkbox"/>	<input type="checkbox"/>
d. "In general, the economic system in the United States is fair to most people."	<input type="checkbox"/>	<input type="checkbox"/>	<input type="checkbox"/>	<input type="checkbox"/>	<input type="checkbox"/>

e. "We currently have too much government regulation of corporations, banks, and the economy."	<input type="checkbox"/>	<input type="checkbox"/>	<input type="checkbox"/>	<input type="checkbox"/>	<input type="checkbox"/>
f. "Our environmental problems are not really that bad."	<input type="checkbox"/>	<input type="checkbox"/>	<input type="checkbox"/>	<input type="checkbox"/>	<input type="checkbox"/>
g. "If regular people take political action, they can make a difference."	<input type="checkbox"/>	<input type="checkbox"/>	<input type="checkbox"/>	<input type="checkbox"/>	<input type="checkbox"/>
h. "Corporations and the wealthy have too much influence in our country and need to be reigned in."	<input type="checkbox"/>	<input type="checkbox"/>	<input type="checkbox"/>	<input type="checkbox"/>	<input type="checkbox"/>

**10. Which has more to do with why a person is rich in this country?**

	Strongly Agree	Agree	Neutral	Disagree	Strongly Disagree
a. Because they put in more effort than others	<input type="checkbox"/>	<input type="checkbox"/>	<input type="checkbox"/>	<input type="checkbox"/>	<input type="checkbox"/>
b. Because they had a head-start and then had more advantages in life	<input type="checkbox"/>	<input type="checkbox"/>	<input type="checkbox"/>	<input type="checkbox"/>	<input type="checkbox"/>

**11. Which has more to do with why a person is poor in this country?**

	Strongly Agree	Agree	Neutral	Disagree	Strongly Disagree
a. Because they did not put in enough effort	<input type="checkbox"/>	<input type="checkbox"/>	<input type="checkbox"/>	<input type="checkbox"/>	<input type="checkbox"/>
b. Because they grew up poor and then had fewer opportunities in life	<input type="checkbox"/>	<input type="checkbox"/>	<input type="checkbox"/>	<input type="checkbox"/>	<input type="checkbox"/>

**12. Agree or Disagree:**

	Strongly Agree	Agree	Neutral	Disagree	Strongly Disagree
a. "The economic system in the United States unfairly favors the rich."	<input type="checkbox"/>	<input type="checkbox"/>	<input type="checkbox"/>	<input type="checkbox"/>	<input type="checkbox"/>
b. "I'm just too busy to volunteer in the community."	<input type="checkbox"/>	<input type="checkbox"/>	<input type="checkbox"/>	<input type="checkbox"/>	<input type="checkbox"/>
c. "Ex-Felons cannot vote in the state of California."	<input type="checkbox"/>	<input type="checkbox"/>	<input type="checkbox"/>	<input type="checkbox"/>	<input type="checkbox"/>

**13. What day of the week are local, state, and federal elections held?**

- Monday
- Tuesday
- Thursday
- Saturday
- I don't know

**For the following questions (14-19), please provide information about your background.**

**14. Are you a United States Armed Services Veteran or in the reserves?**

- Yes
- No

**15. Please provide an estimate of what you perceive to be the income of your parents/guardians while you were in high school.**

- Less than \$19,999 (Low Income)
- \$20,000-\$59,999 (Lower Middle Income)
- \$60,000-\$99,999 (Middle Income)
- \$100,000-\$149,999 (Upper Middle Income)
- \$150,000 or more (High Income)
- Don't Know

**16. How many hours per week do you work for pay?**

- None
- 1-5 hours
- 6-10 hours
- 11-15 hours
- 16-20 hours
- 21-30 hours
- 31-40 hours
- 40+ hours

**17. If you are an unpaid primary caregiver for a child, elderly parent, or someone else, how many hours per week do you spend providing care?**

- Not Applicable
- 1-5 hours
- 6-10 hours
- 11-15 hours
- 16-20 hours
- 21-30 hours
- 31-40 hours

40+ hours

**18. Is English the primary language you speak at home?**

Yes

No

**19. What is the highest education level of your primary parent or guardian?**

Grade 9 or less

Some high school, did not graduate

High school graduate (diploma, GED, or equivalent)

Some college, no degree

Associate degree (A.A., A.S.)

Bachelor's degree (B.A., B.S.)

Graduate degree (master's, Ph.D., or professional degree beyond bachelor's)

Unknown

Not applicable

**20. Is there anything else you would like to share with us?**

Submit