

De Anza College Office of Institutional Research and Planning

To: FHDA Smoking Committee

From: Mallory Newell, De Anza Researcher
Kristina Wong, Student Assistant

Date: 4/8/2016

Subject: Foothill Smoking Survey- Central Services 2016

In Winter 2016, 231 employees at Central Services were provided the opportunity to participate in the Smoking Survey. A total of 46 employees responded to the online survey for a response rate of 20%.

Important highlights include:

- 72% of the responses came from employees who have never been tobacco users (Question 6).
- 52% of respondents are unaware that Foothill Health Services runs a tobacco cessation program, providing counseling, free nicotine replacement patches, and nicotine gum (Question 8).
- 17% of respondents report that they never encounter second-hand smoke on campus. (Question 9)
- 59% of respondents are worried about their health exposure to smoke in relation to second-hand smoke in designated Smoking Areas and student parking lots (Question 11).
- 83% of respondents think that a smoke-free campus policy reduces smoking on campus (Question 14).
- 46% of respondents think that the campus needs better or clearer signs to assist smokers in knowing where designated smoking areas are (Question 16).
- 65% of respondents want the campus to be 100% smoke-free, meaning no smoking on campus or parking lots (Question 18).

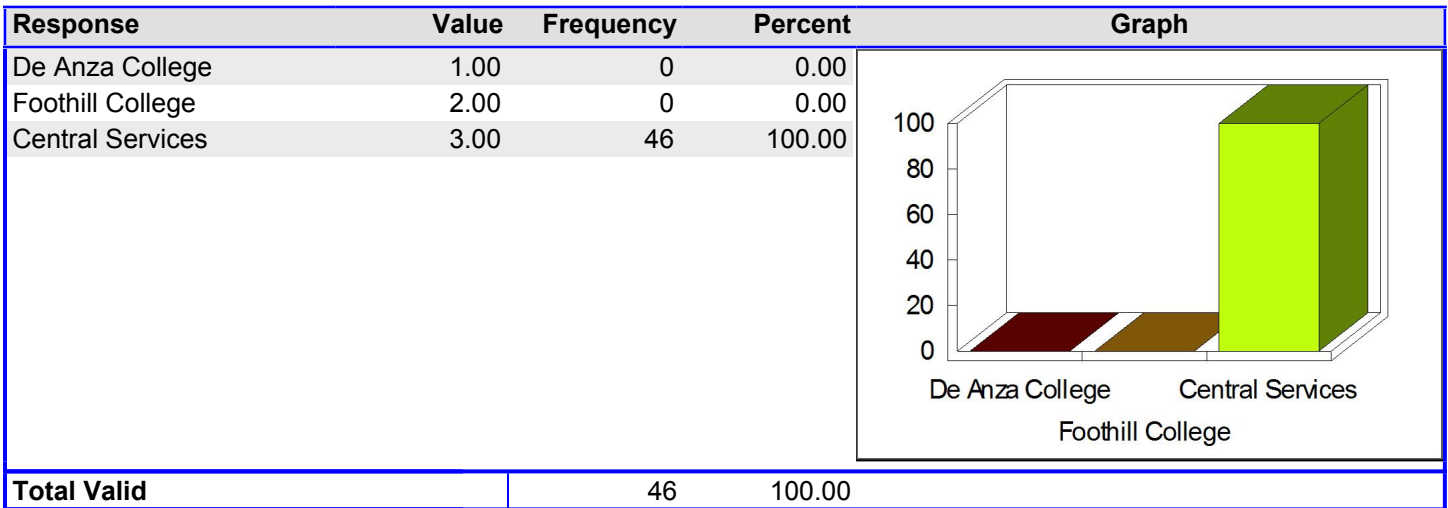
Provided is the link to a similar Smoking Survey conducted in Fall 2011:

http://www.deanza.edu/ir/deanza-research-projects/FHDA%20Smoking%20Policy%20Survey_%20Fall%202011.pdf

Foothill Central Services Smoking Survey Report

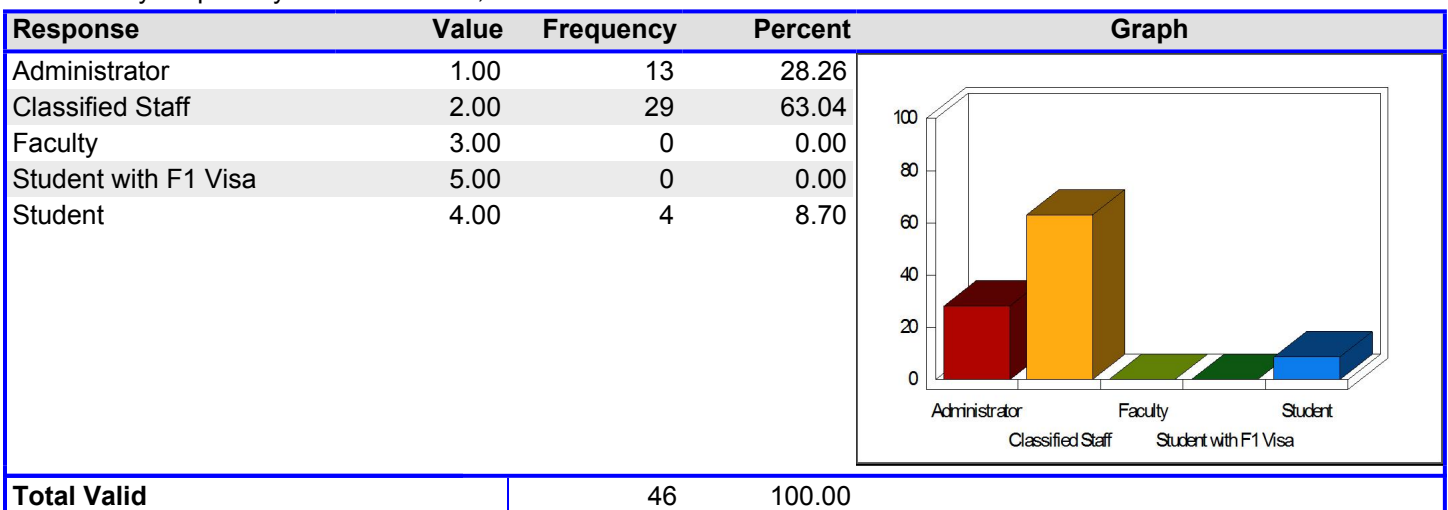
1. Please indicate where you primarily attend/work:

Mean: 3.00



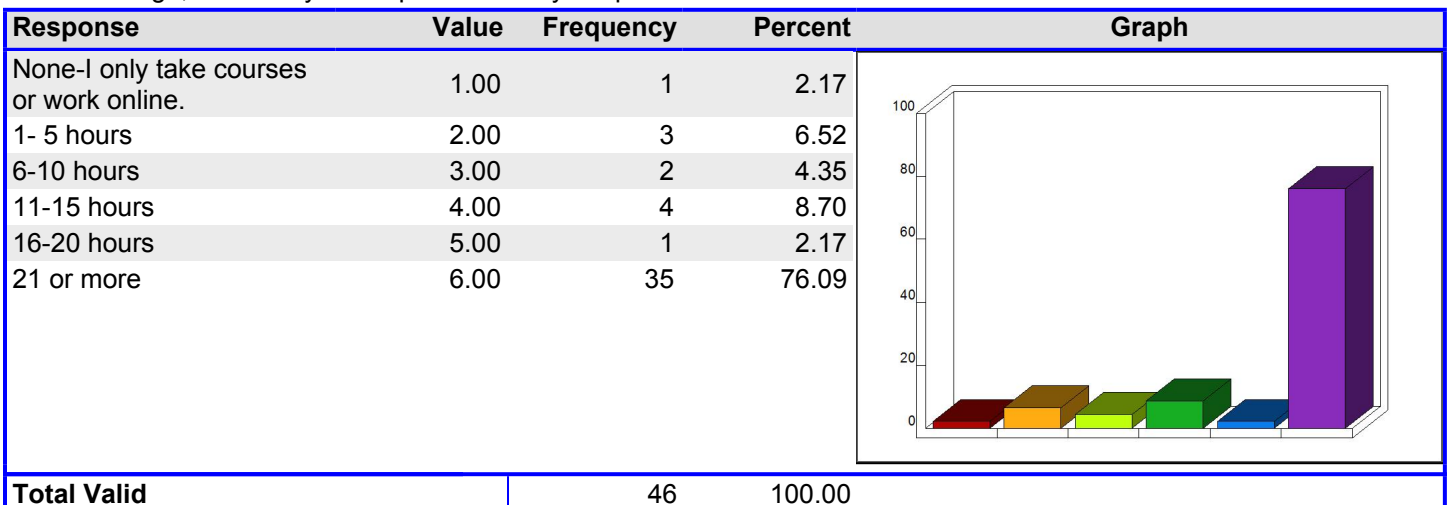
2. What is your primary role at De Anza, Foothill or Central Services?

Mean: 1.89



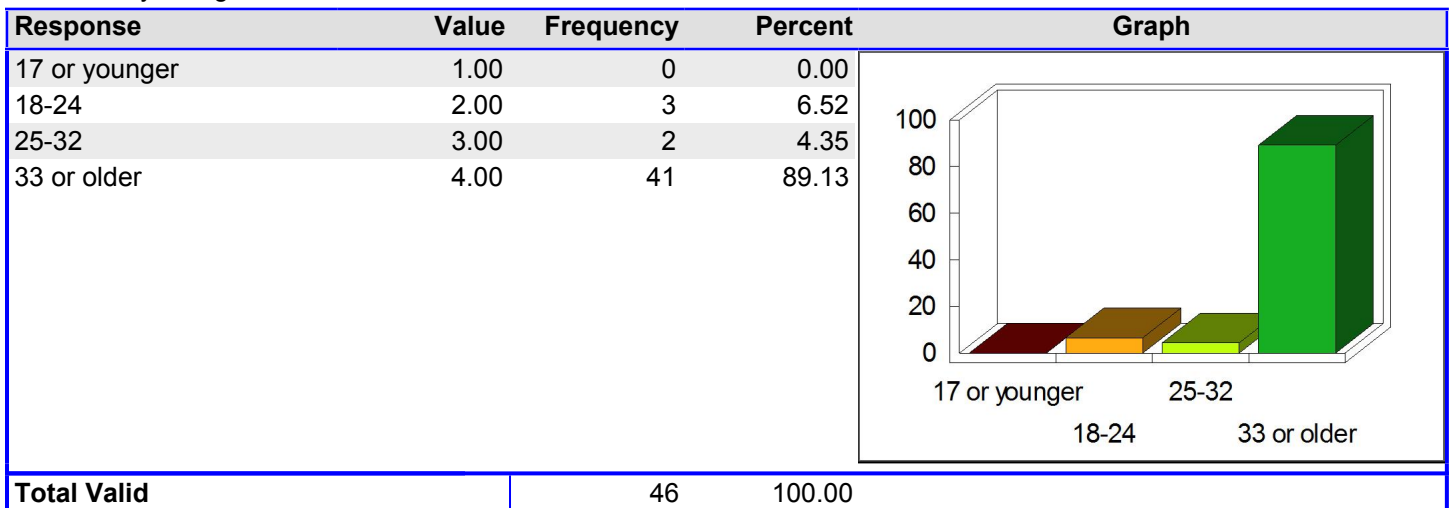
3. On average, how many hours per week do you spend at this location?

Mean: 5.30



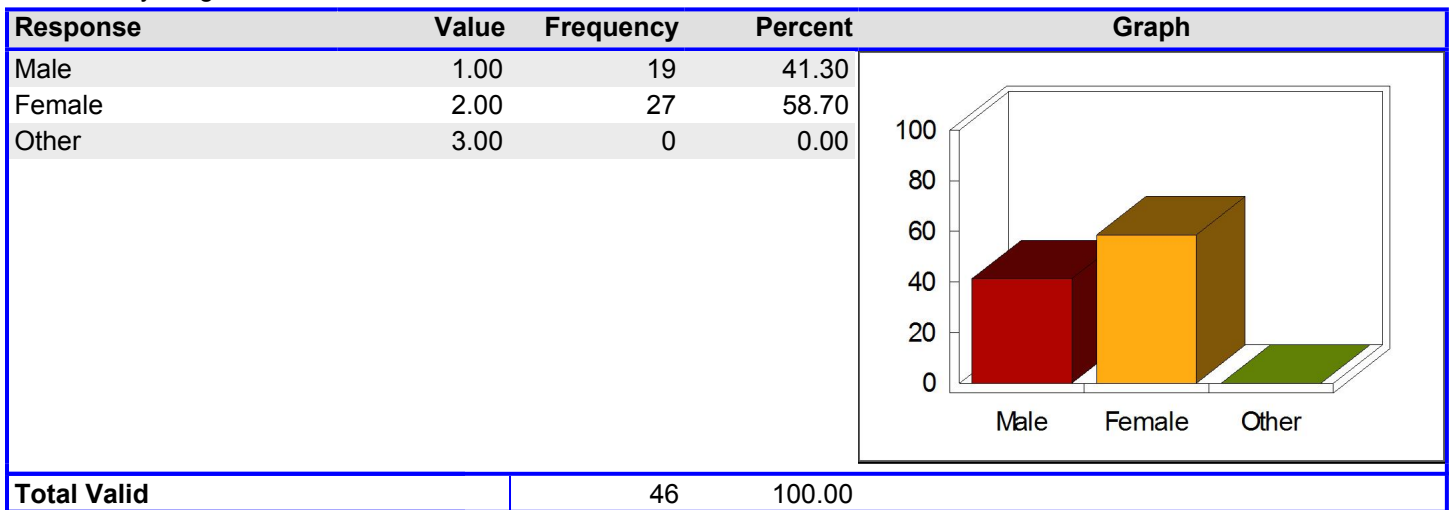
4. What is your age?

Mean: 3.83



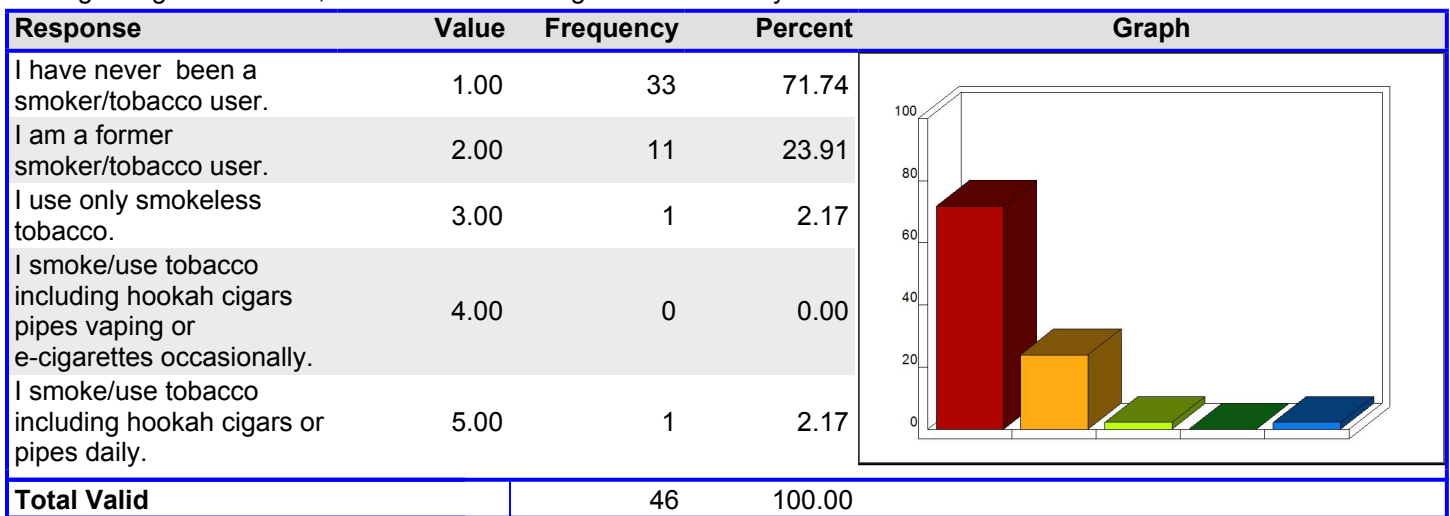
5. What is your gender?

Mean: 1.59



6. Regarding tobacco use, which of the following best describes you?

Mean: 1.37



Cigarettes

Mean: 1.26

Response	Value	Frequency	Percent	Graph
Never used	1.00	40	86.96	
Have used but not in last 30 days	2.00	5	10.87	
1-2 days	3.00	0	0.00	
3-5 days	4.00	0	0.00	
6-9 days	5.00	0	0.00	
10-19 days	6.00	0	0.00	
20-29 days	7.00	0	0.00	
All 30 days	8.00	1	2.17	
Total Valid		46	100.00	

Cigars

Mean: 1.09

Response	Value	Frequency	Percent	Graph
Never used	1.00	42	91.30	
Have used but not in last 30 days	2.00	4	8.70	
1-2 days	3.00	0	0.00	
3-5 days	4.00	0	0.00	
6-9 days	5.00	0	0.00	
10-19 days	6.00	0	0.00	
20-29 days	7.00	0	0.00	
All 30 days	8.00	0	0.00	
Total Valid		46	100.00	

Smokeless Tobacco

Mean: 1.15

Response	Value	Frequency	Percent	Graph
Never used	1.00	43	93.48	
Have used but not in last 30 days	2.00	2	4.35	
1-2 days	3.00	0	0.00	
3-5 days	4.00	0	0.00	
6-9 days	5.00	0	0.00	
10-19 days	6.00	1	2.17	
20-29 days	7.00	0	0.00	
All 30 days	8.00	0	0.00	
Total Valid		46	100.00	

Hookah

Mean: 1.04

Response	Value	Frequency	Percent	Graph
Never used	1.00	44	95.65	
Have used but not in last 30 days	2.00	2	4.35	
1-2 days	3.00	0	0.00	
3-5 days	4.00	0	0.00	
6-9 days	5.00	0	0.00	
10-19 days	6.00	0	0.00	
20-29 days	7.00	0	0.00	
All 30 days	8.00	0	0.00	
Total Valid		46	100.00	

Electronic Cigarettes

Mean: 1.02

Response	Value	Frequency	Percent	Graph
Never used	1.00	44	95.65	
Have used but not in last 30 days	2.00	1	2.17	
1-2 days	3.00	0	0.00	
3-5 days	4.00	0	0.00	
6-9 days	5.00	0	0.00	
10-19 days	6.00	0	0.00	
20-29 days	7.00	0	0.00	
All 30 days	8.00	0	0.00	
Total Valid		45	97.83	
Missing		1	2.17	
Total		46	100.00	

Response	Value	Frequency	Percent	Graph
Never used	1.00	43	93.48	
Have used but not in last 30 days	2.00	2	4.35	
1-2 days	3.00	0	0.00	
3-5 days	4.00	0	0.00	
6-9 days	5.00	0	0.00	
10-19 days	6.00	0	0.00	
20-29 days	7.00	0	0.00	
All 30 days	8.00	0	0.00	
Total Valid		45	97.83	
Missing		1	2.17	
Total		46	100.00	

8. Do you know that Health Services at Foothill and De Anza have a tobacco cessation program, which provides free nicotine replacement patches and nicotine gum along with one-on-one counseling?

Response	Value	Frequency	Percent	Graph
Yes	1.00	22	47.83	
No	2.00	24	52.17	
Total Valid		46	100.00	

9. How often do you encounter second-hand smoke on campus?

Mean: 2.46

Response	Value	Frequency	Percent	Graph
Never	1.00	8	17.39	
Rarely	2.00	18	39.13	
Occasionally	3.00	15	32.61	
1-2 times daily	4.00	3	6.52	
3-4 times daily	5.00	0	0.00	
More than 5 times daily	6.00	2	4.35	
Total Valid		46	100.00	

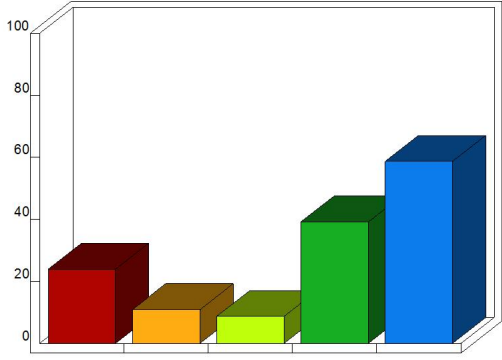
10. Where do you encounter second-hand smoke on campus? Check all that apply.

Mean: -

Response	Value	Frequency	Percent	Graph
Not at all	1.00	9	19.57	
Student parking lots	2.00	23	50.00	
Entrances to campus	3.00	7	15.22	
Along paths and walkways	4.00	11	23.91	
Adjacent to buildings	5.00	10	21.74	
Walking through/near designated smoking areas	7.00	24	52.17	
Other	6.00	4	8.70	
Total Valid		45	97.83	
Missing		1	2.17	
Total		46	100.00	

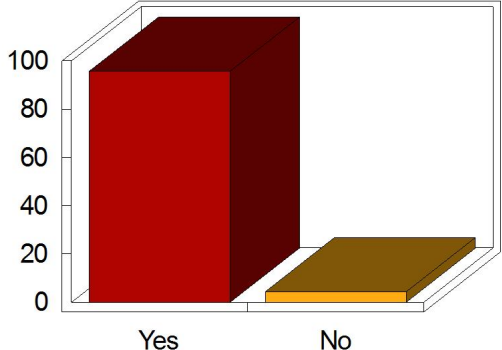
11. How does second-hand smoke affect you? Check all that apply.

Mean: -

Response	Value	Frequency	Percent	Graph
I am not bothered by smoke	4.00	11	23.91	
I have asthma or other lung disease	1.00	5	10.87	
I am allergic to smoke	2.00	4	8.70	
I find smoke irritates my eyes or nose	3.00	18	39.13	
I worry about health exposure to smoke	5.00	27	58.70	
Total Valid		44	95.65	
Missing		2	4.35	
Total		46	100.00	

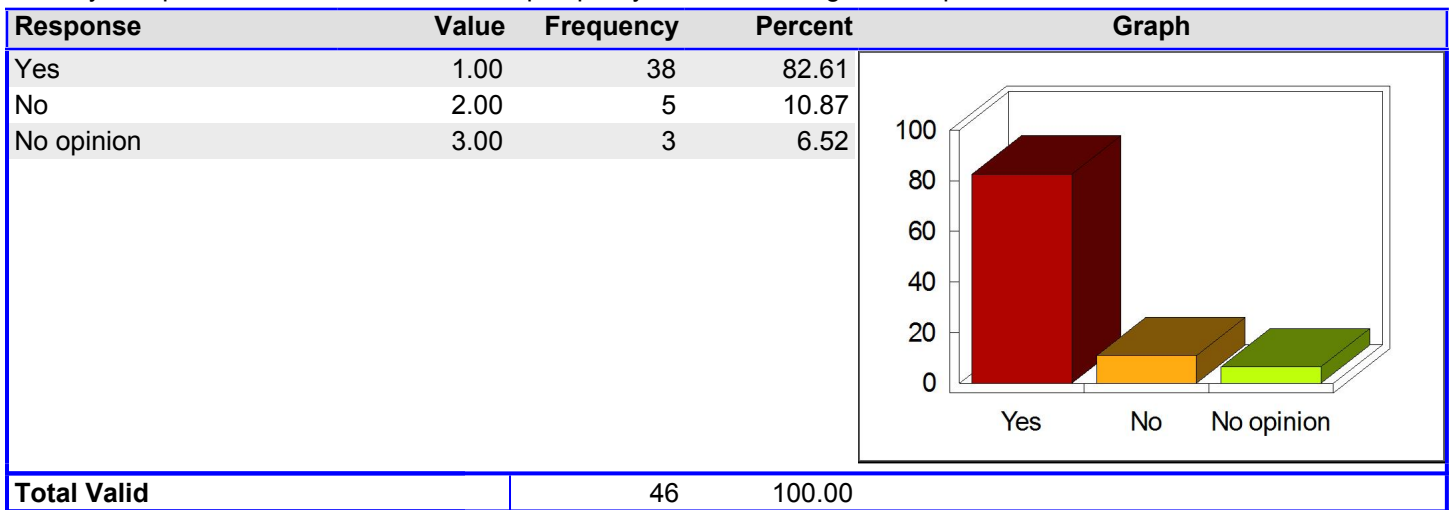
13. Do you know that the Foothill-De Anza smoke-free campus policy states that smoking is only allowed in designated areas?

Mean: 1.04

Response	Value	Frequency	Percent	Graph
Yes	1.00	44	95.65	
No	2.00	2	4.35	
Total Valid		46	100.00	

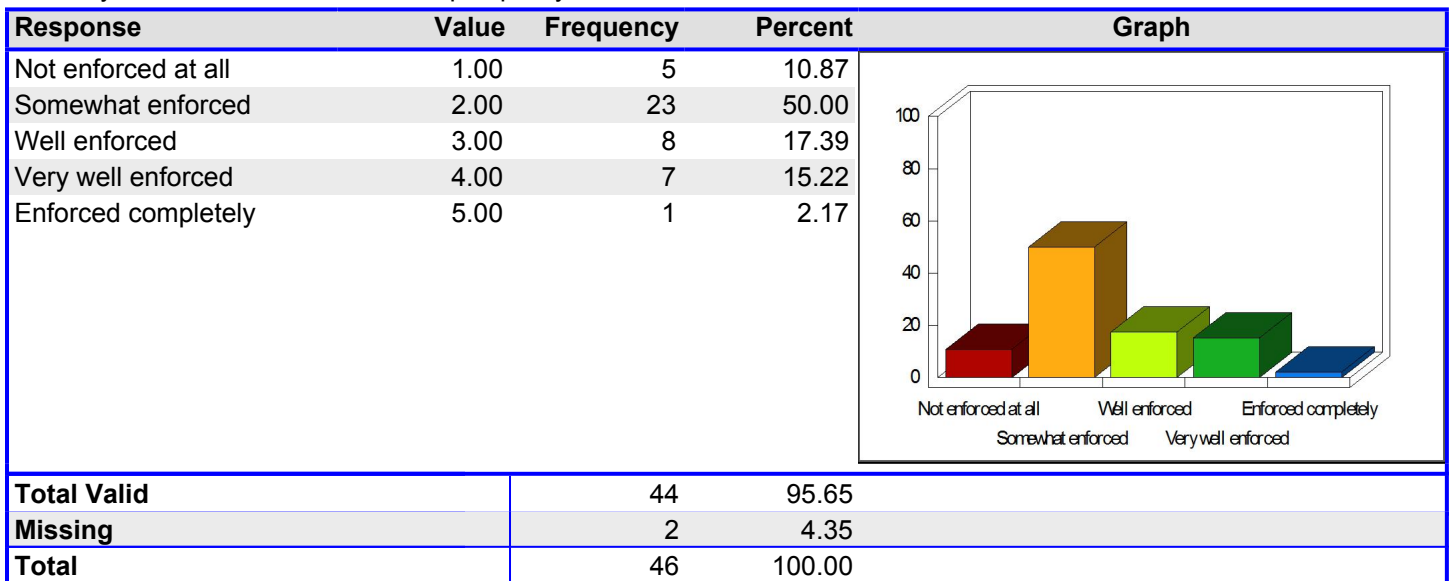
14. In your opinion, does a smoke-free campus policy reduce smoking on campus?

Mean: 1.24



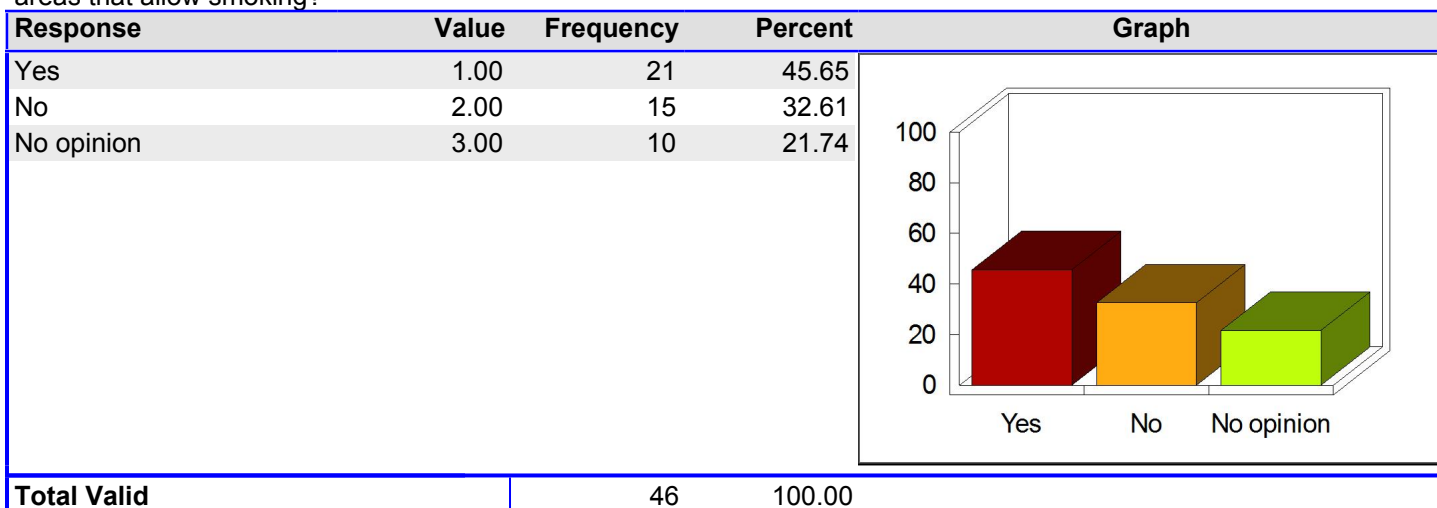
15. Do you think the smoke-free campus policy is well enforced?

Mean: 2.45



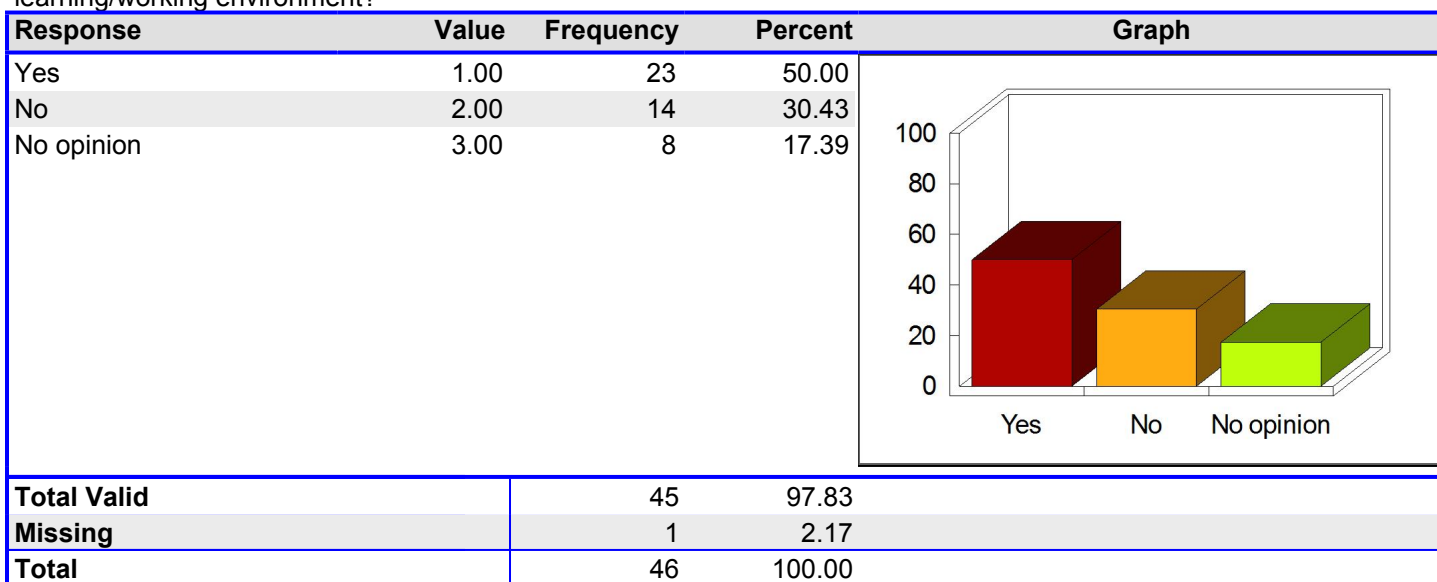
16. Does the campus need better or clearer signs to assist smokers in knowing where are the designated areas that allow smoking?

Mean: 1.76



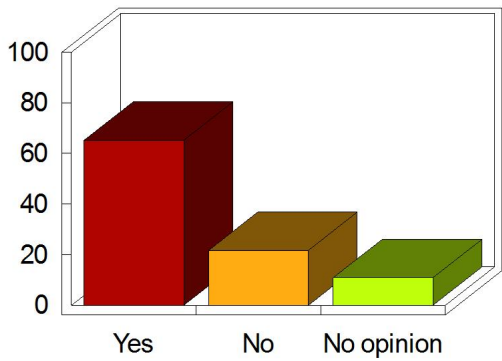
17. Would a 100% smoke-free environment (no smoking on campus or parking lots) improve your learning/working environment?

Mean: 1.67



18. Do you want the campus to be 100% smoke-free (no smoking on campus or parking lots)?

Mean: 1.44

Response	Value	Frequency	Percent	Graph
Yes	1.00	30	65.22	
No	2.00	10	21.74	
No opinion	3.00	5	10.87	
Total Valid		45	97.83	
Missing		1	2.17	
Total		46	100.00	

(Central Services Responses) Question 19. Please let us know if you have any suggestions

Due to the health concerns, it is unfortunate that people continue to smoke and use tobacco. However, I would not want to completely ban it from the campuses, as I believe it might risk losing some students. The current policy is not perfect, but it is effective to a certain extent.

I would investigate unintended consequences of a strict no smoking policy. People are going to smoke.

If people want to smoke we should let them.

In my opinion, I think that the school should not allow to smoke in designated areas because they will concentrate in this area to smoke a lot. We should put smoke-free around campus and parking lot. It is best method to improve the issue. For smokers, the school should open the counseling center to encourage these smokers who quit smoking.

Increase fines on smoking violaters

People who smoked needed to be educated of the harmful tobaccos and should only smoke in restricted areas. However, in my opinion, banning smoking in campuses would not help. It just encourages them to smoke more in secret.

Place cigarette butt bins at the smoking areas. It makes me angry to see all of the butts just thrown on the ground. Also, put up a sign telling the smokers to properly dispose of their butts.

Smoke free campus will eliminate (at least reduce) likelihood of liable legal action of exposure to carcinogens.

Would like to see enforcement in the areas such as the corporation yard or varies area in parking lots that people are smoking and they are not smoking areas. If they have to have areas there needs to be more and then more enforcement in non-smoking areas.

Foothill-De Anza Community College District

Smoking Policy Survey

This survey will be used for research purposes only.
All information will be held confidential.
You may choose not to answer any of the questions.

Thank you for participating in the Foothill-De Anza
Community College District Smoking Survey.

1. Please indicate where you primarily attend/work:

- ☐ De Anza College
- ☐ Foothill College
- ☐ Central Services

2. What is your primary role at De Anza, Foothill or Central Services?

- ☐ Administrator
- ☐ Classified Staff
- ☐ Faculty
- ☐ Student with F1 Visa
- ☐ Student

3. On average, how many hours per week do you spend at this location?

- ☐ None-I only take courses or work online.
- ☐ 1- 5 hours
- ☐ 6-10 hours
- ☐ 11-15 hours
- ☐ 16-20 hours
- ☐ 21 or more

4. What is your age?

- ☐ 17 or younger
- ☐ 18-24
- ☐ 25-32
- ☐ 33 or older

5. What is your gender?

- ☐ Male
- ☐ Female
- ☐ Other

6. Regarding tobacco use, which of the following best describes you?

- ☐ I have never been a smoker/tobacco user.
- ☐ I am a former smoker/tobacco user.
- ☐ I use only smokeless tobacco.
- ☐ I smoke/use tobacco including hookah, cigars, pipes, vaping, or e-cigarettes occasionally.
- ☐ I smoke/use tobacco including hookah, cigars, pipes, vaping, or e-cigarettes daily.

7. Within the last 30 days, on how many days did you use:

Cigarettes

- ☐ Never used
- ☐ Have used, but not in last 30 days
- ☐ 1-2 days
- ☐ 3-5 days
- ☐ 6-9 days
- ☐ 10-19 days
- ☐ 20-29 days
- ☐ All 30 days

Smokeless Tobacco

- ☐ Never used
- ☐ Have used, but not in last 30 days
- ☐ 1-2 days
- ☐ 3-5 days
- ☐ 6-9 days

- ☐ 10-19 days
- ☐ 20-29 days
- ☐ All 30 days

Hookah

- ☐ Never used
- ☐ Have used, but not in last 30 days
- ☐ 1-2 days
- ☐ 3-5 days
- ☐ 6-9 days
- ☐ 10-19 days
- ☐ 20-29 days
- ☐ All 30 days

Electronic Cigarettes

- ☐ Never used
- ☐ Have used, but not in last 30 days
- ☐ 1-2 days
- ☐ 3-5 days
- ☐ 6-9 days
- ☐ 10-19 days
- ☐ 20-29 days
- ☐ All 30 days

Pipes

- ☐ Never used
- ☐ Have used, but not in last 30 days
- ☐ 1-2 days
- ☐ 3-5 days
- ☐ 6-9 days
- ☐ 10-19 days
- ☐ 20-29 days
- ☐ All 30 days

8. Do you know that Health Services at Foothill and De Anza have a tobacco cessation program,

which provides free nicotine replacement patches and nicotine gum along with one-on-one counseling?

- ☐ Yes
- ☐ No

9. How often do you encounter second-hand smoke on campus?

- ☐ Never
- ☐ Rarely
- ☐ Occasionally
- ☐ 1-2 times daily
- ☐ 3-4 times daily
- ☐ More than 5 times daily

10. Where do you encounter second-hand smoke on campus? Check all that apply.

- ☐ Not at all
- ☐ Student parking lots
- ☐ Entrances to campus
- ☐ Along paths and walkways
- ☐ Adjacent to buildings
- ☐ Walking through/near designated smoking areas
- ☐ Other

Cigars

- ☐ Never used
- ☐ Have used, but not in last 30 days
- ☐ 1-2 days
- ☐ 3-5 days
- ☐ 6-9 days
- ☐ 10-19 days
- ☐ 20-29 days
- ☐ All 30 days

11. How does second-hand smoke affect you? Check all that apply.

- ☐ I am not bothered by smoke
- ☐ I have asthma or other lung disease
- ☐ I am allergic to smoke

- ☐ I find smoke irritates my eyes or nose
- ☐ I worry about health exposure to smoke

12. How do you feel about seeing cigarette butts on the ground?

- ☐ Does not bother me
- ☐ Bothers me a little
- ☐ Bothers me a lot
- ☐ Makes me very angry
- ☐ It should be a punishable violation

13. Do you know that the Foothill-De Anza smoke-free campus policy states that smoking is only allowed in designated areas?

- ☐ Yes
- ☐ No

14. In your opinion, does a smoke-free campus policy reduce smoking on campus?

- ☐ Yes
- ☐ No
- ☐ No opinion

15. Do you think the smoke-free campus policy is well enforced?

- ☐ Not enforced at all
- ☐ Somewhat enforced
- ☐ Well enforced
- ☐ Very well enforced
- ☐ Enforced completely

16. Does the campus need better or clearer signs to assist smokers in knowing where are the designated areas that allow smoking?

- ☐ Yes
- ☐ No
- ☐ No opinion

17. Would a 100% smoke-free environment (no smoking on campus or parking lots) improve your learning/working environment?

- ☐ Yes
☐ No
☐ No opinion

18. Do you want the campus to be 100% smoke-free (no smoking on campus or parking lots)?

- ☐ Yes
☐ No
☐ No opinion

19. Please let us know if you have any suggestions.

If you would like to enter into the drawing for a free prize please enter your name, email, and contact number here:

First name, last name:

Email:

Phone:
