

May 29, 2007

TO: Mayra Cruz, Department Chair, Child Development

FROM: Andrew LaManque, De Anza Research
Dianne Mak, Student Assistant

SUBJECT: Spring 2007 Child Development & Education Department Student Survey
(Latino paper version)

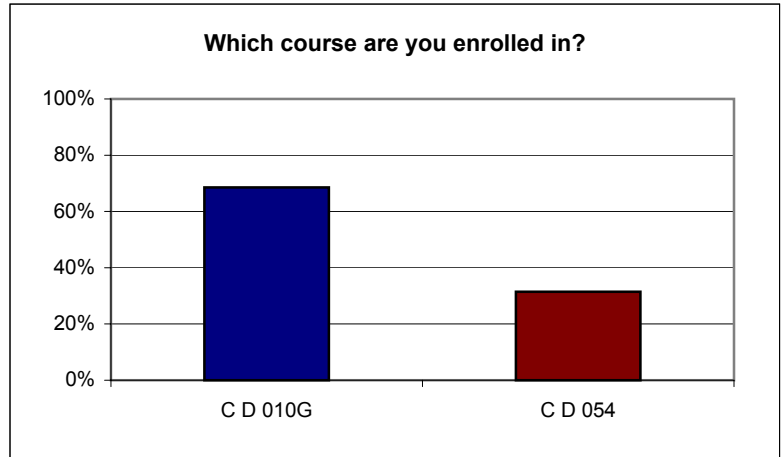
The Spring 2007 Child Development survey was conducted during CD10 and CD54 (17) classes. 54 Latino students responded to the survey.

Important highlights include:

- 92% (84 of 91 responses) of the students indicated that they would attend classes beginning between 4:00pm and 7:00pm (48%) and Saturday classes (44%).
- 91% (49 of 54) of the students indicated that they are taking 6 units or less; 35% are taking 3 or fewer units and 56% are taking 4-6 units.
- 60% (31 of 52) of the students responded that they reside in Mountain View.
- 73% (38 of 53) of the students responded that they are currently employed. The top selected choices were, “Employed, but not in Child Development related work” (25%), and “an aide or assistant teacher” (25%).
- 65% (88 of 135 responses) of the students indicated that they have participated in Community Orientation (21%), Child Development Orientation (26%), and Care Advisor (18%).
- 78% (95 of 121 responses) of the students indicated that Child Development classes in Spanish with English as second language support (32%), study skills class (23%), Child Development/ESL linked classes would help them to be more successful (23%).
- 96% (88 of 92 responses) of the students indicated that their biggest challenges are English is their second language (45%), difficulty with English (27%), and work/family obligations (24%).
- 74% (99 of 136 responses) of the students indicated that multimedia (29%), lecture and discussions (24%), and community service (21%) helped them to be a more effective learner.

Which course are you enrolled in?

| Label | N | % |
|---------------|----|------|
| C D 010G | 37 | 69% |
| C D 054 | 17 | 31% |
| Total Valid | 54 | 100% |
| Total Missing | 0 | |
| Total | 54 | |

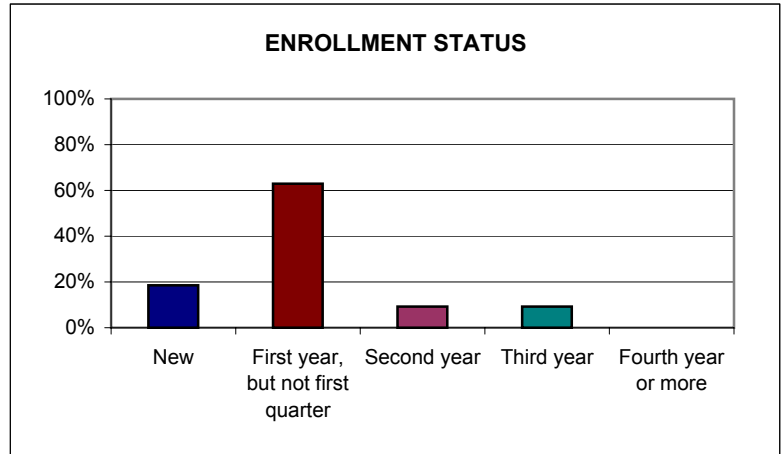


1. What is your major at De Anza?

| Label | N | % |
|-------------------------------------|----|------|
| Child Development / Education | 54 | 100% |
| Psychology or other social science | 0 | 0% |
| Nursing or other biological science | 0 | 0% |
| Other | 0 | 0% |
| Undecided | 0 | 0% |
| Total Valid | 54 | 100% |
| Total Missing | 0 | |
| Total | 54 | |

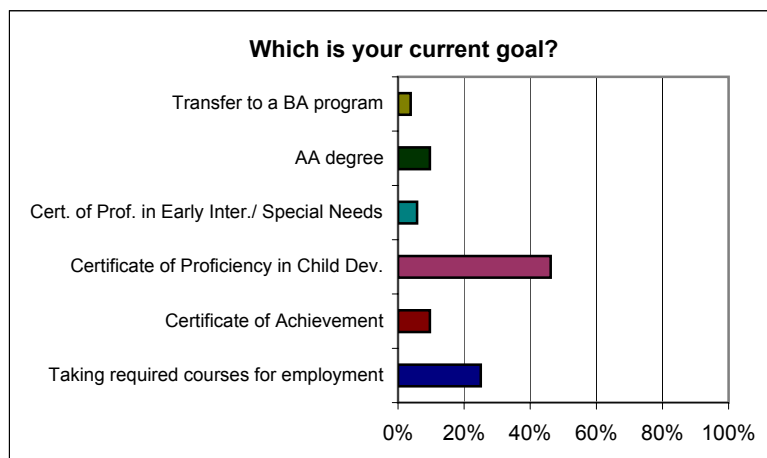
2. ENROLLMENT STATUS

| Label | N | % |
|-----------------------------------|----|------|
| New | 10 | 19% |
| First year, but not first quarter | 34 | 63% |
| Second year | 5 | 9% |
| Third year | 5 | 9% |
| Fourth year or more | 0 | 0% |
| Total Valid | 54 | 100% |
| Total Missing | 0 | |
| Total | 54 | |



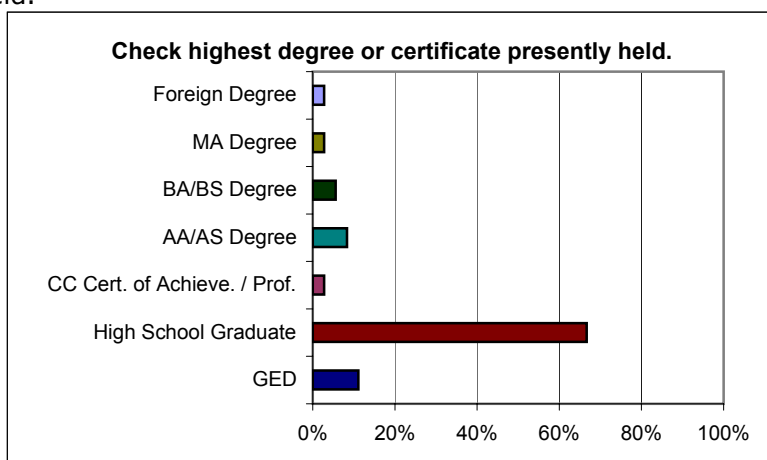
3. Which is your current goal?

| Label | N | % |
|--|----|------|
| Taking courses required for employment or in a specialized area | 13 | 25% |
| Working toward a Certificate of Achievement | 5 | 10% |
| Working toward a Certificated of Proficiency in Child Development | 24 | 46% |
| Working toward a Certificate of Proficiency in Early Intervention/ Special Needs | 3 | 6% |
| Working toward an AA | 5 | 10% |
| Working toward transfer to a BA program | 2 | 4% |
| Total Valid | 52 | 100% |
| Total Missing | 2 | |
| Total | 54 | |



4. Check highest degree or certificate presently held.

| Label | N | % |
|---|----|------|
| GED | 4 | 11% |
| High School Graduate | 24 | 67% |
| Community College Certificate of Achievement or Proficiency | 1 | 3% |
| AA/AS Degree | 3 | 8% |
| BA/BS Degree | 2 | 6% |
| MA Degree | 1 | 3% |
| Foreign Degree | 1 | 3% |
| Total Valid | 36 | 100% |
| Total Missing | 18 | |
| Total | 54 | |

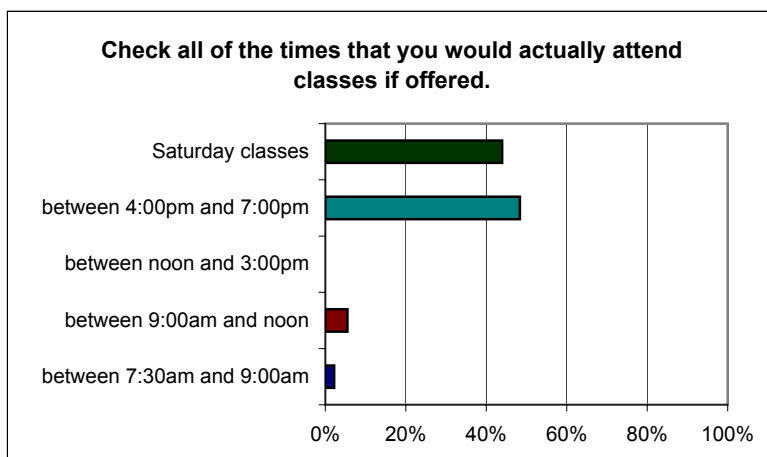


5. ETHNICITY

| Label | N | % |
|----------------------------------|----|------|
| American Indian / Alaskan Native | 0 | 0% |
| Asian or Pacific Islander | 0 | 0% |
| African American, not Hispanic | 0 | 0% |
| White, not Hispanic | 0 | 0% |
| Filipino | 0 | 0% |
| Latino(a) | 54 | 100% |
| Mixed Ethnicity | 0 | 0% |
| Other | 0 | 0% |
| Total Valid | 54 | 100% |
| Total Missing | 0 | |
| Total | 54 | |

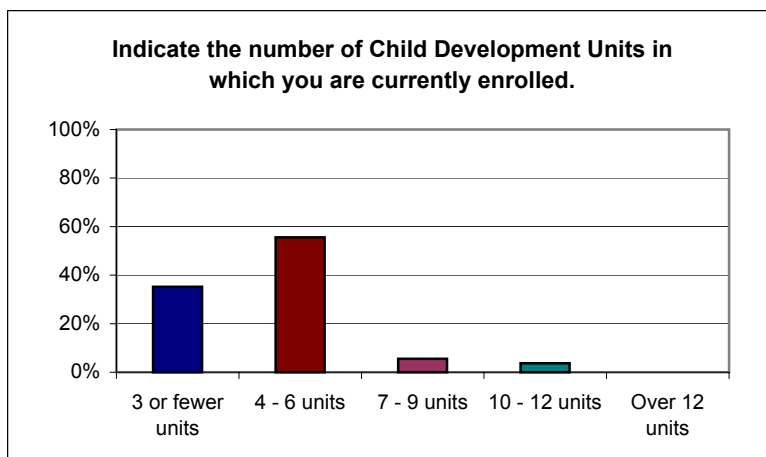
6. Check all of the times that you *would actually attend* classes if offered.

| Label | N | % |
|---|----|------|
| Classes beginning between 7:30am and 9:00am | 2 | 2% |
| Classes beginning between 9:00am and noon | 5 | 5% |
| Classes beginning between noon and 3:00pm | 0 | 0% |
| Classes beginning between 4:00pm and 7:00pm | 44 | 48% |
| Saturday classes | 40 | 44% |
| Total Responses | 91 | 100% |
| Total Respondents | 54 | |
| Total Missing | 0 | |
| Total Individuals | 54 | |



7. Indicate the number of Child Development Units in which you are currently enrolled.

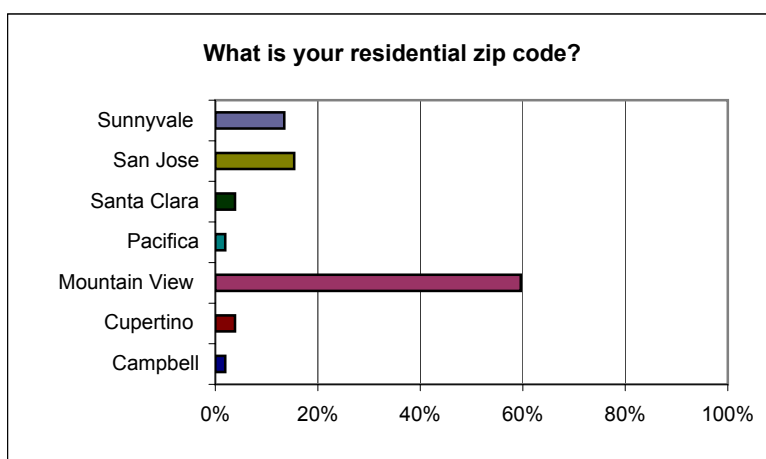
| Label | N | % |
|-------------------|----|------|
| 3 or fewer units | 19 | 35% |
| 4 - 6 units | 30 | 56% |
| 7 - 9 units | 3 | 6% |
| 10 - 12 units | 2 | 4% |
| Over 12 units | 0 | 0% |
| Total Valid | 54 | 100% |
| Total Missing | 0 | |
| Total Individuals | 54 | |



8. What is your residential zip code?

| Label | N | % |
|---|----|------|
| Campbell (95008) | 1 | 2% |
| Cupertino (95014) | 2 | 4% |
| Mountain View (94040, 94041, 94043) | 31 | 60% |
| Pacifica (94045) | 1 | 2% |
| Santa Clara (95050) | 2 | 4% |
| San Jose (95111, 95122, 95123, 95128, 95136, 95148) | 8 | 15% |
| Sunnyvale (94086, 94087) | 7 | 13% |
| Total Valid | 52 | 100% |
| Total Missing | 2 | |
| Total | 54 | |

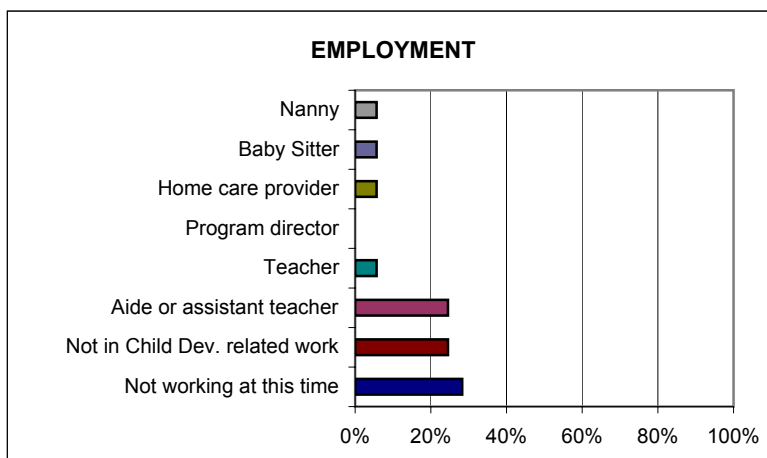
Note: 26 individuals indicated 94040.



9. EMPLOYMENT

| Label | N | % |
|---|----|------|
| Not working at this time | 15 | 28% |
| Employed, but not in Child Development related work | 13 | 25% |
| Currently an aide or assistant teacher | 13 | 25% |
| Currently a teacher | 3 | 6% |
| Currently a program director | 0 | 0% |
| Currently a home care provider | 3 | 6% |
| *Baby Sitter | 3 | 6% |
| *Nanny | 3 | 6% |
| Total Valid | 53 | 100% |
| Total Missing | 1 | |
| Total | 54 | |

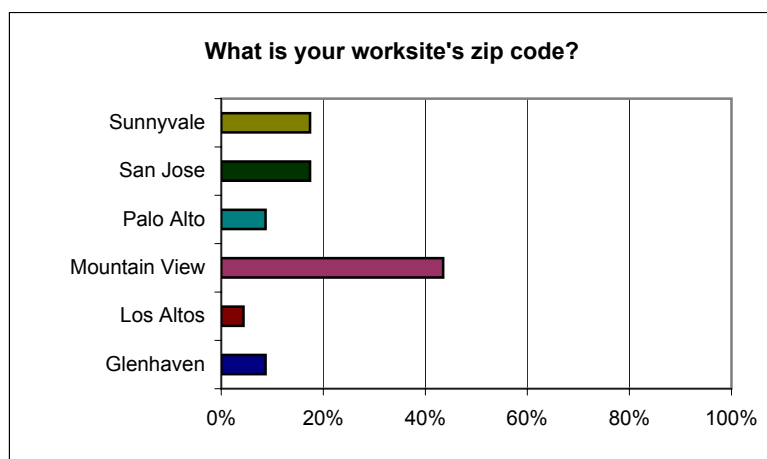
*Note: Additional answers that individuals included.



10. What is your worksite's zip code?

| Label | N | % |
|-------------------------------------|----|------|
| Glenhaven (95443) | 2 | 9% |
| Los Altos (94024) | 1 | 4% |
| Mountain View (94040, 94041, 94043) | 10 | 43% |
| Palo Alto (94301, 94308) | 2 | 9% |
| San Jose (95122, 95125) | 4 | 17% |
| Sunnyvale (94085, 94086, 94087) | 4 | 17% |
| Total Valid | 23 | 100% |
| Total Missing | 15 | |
| Total Employed | 38 | |

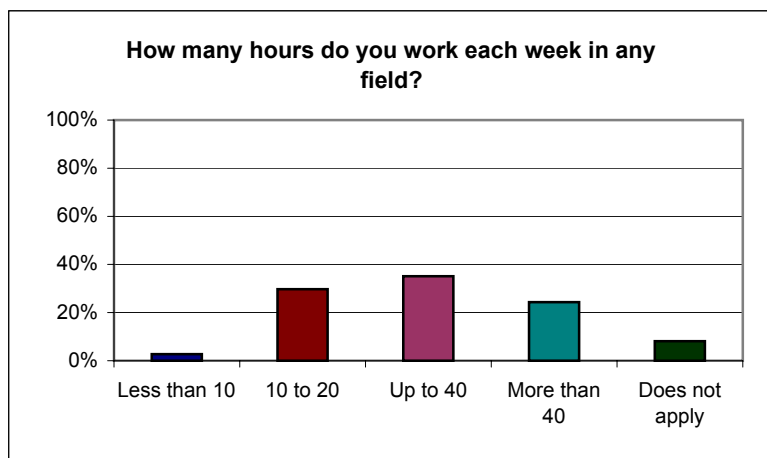
Note: Data excludes individuals that are not employed.



11. How many hours do you work each week in any field?

| Label | N | % |
|----------------|----|------|
| Less than 10 | 1 | 3% |
| 10 to 20 | 11 | 30% |
| Up to 40 | 13 | 35% |
| More than 40 | 9 | 24% |
| Does not apply | 3 | 8% |
| Total Valid | 37 | 100% |
| Total Missing | 1 | |
| Total Employed | 38 | |

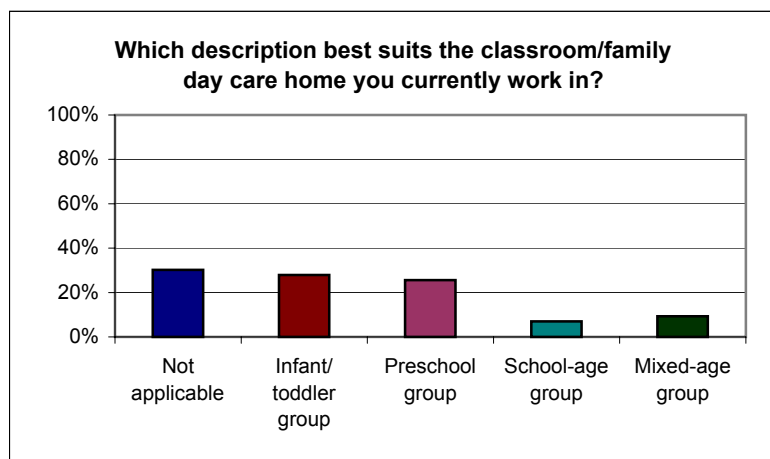
Note: Data excludes individuals that are not employed.



12. Which description best suits the classroom/family day care home you currently work in?

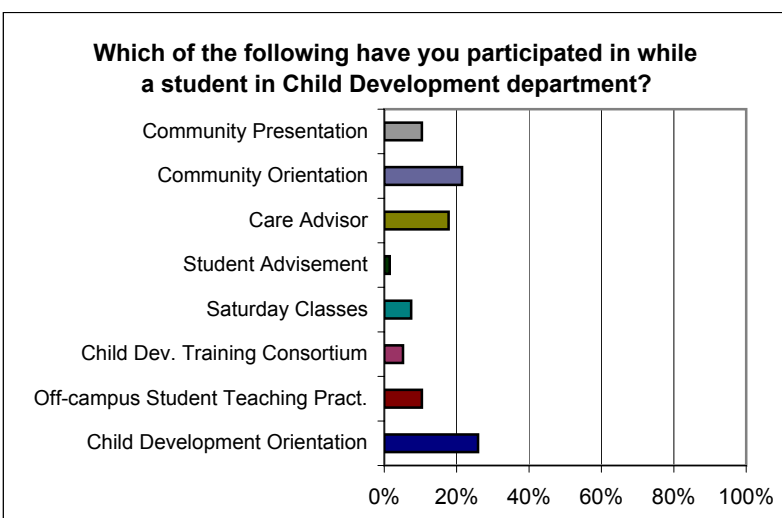
| Label | N | % |
|-----------------------|----|------|
| Not applicable | 13 | 30% |
| Infant/ toddler group | 12 | 28% |
| Preschool group | 11 | 26% |
| School-age group | 3 | 7% |
| Mixed-age group | 4 | 9% |
| Total Responses | 43 | 100% |
| Total Respondents | 36 | |
| Total Missing | 2 | |
| Total Employed | 38 | |

Note: Data excludes individuals that are not employed.



13. Which of the following have you participated in while a student in Child Development department?

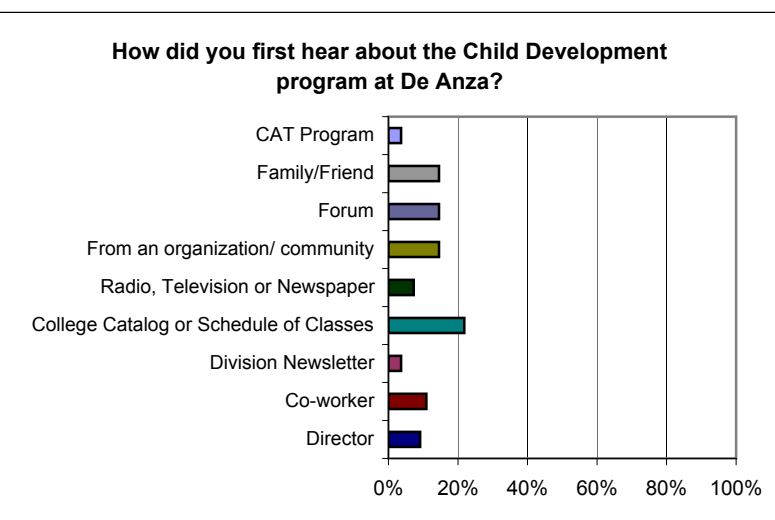
| Label | N | % |
|---------------------------------------|-----|------|
| Child Development Orientation | 35 | 26% |
| Off-campus Student Teaching Practicum | 14 | 10% |
| Child Development Training Consortium | 7 | 5% |
| Saturday Classes | 10 | 7% |
| Student Advisement | 2 | 1% |
| Care Advisor | 24 | 18% |
| Community Orientation | 29 | 21% |
| Community Presentation | 14 | 10% |
| Total Responses | 135 | 100% |
| Total Respondents | 46 | |
| Total Missing | 8 | |
| Total Individuals | 54 | |



14. How did you first hear about the Child Development program at De Anza?

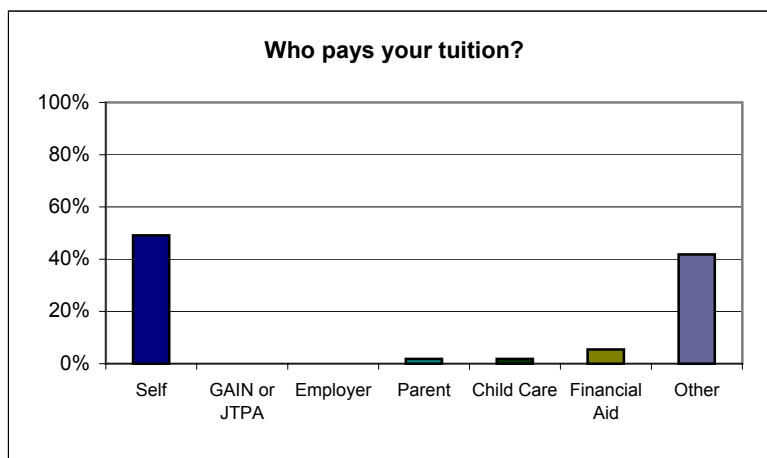
| Label | N | % |
|--|----|------|
| Director | 5 | 9% |
| Co-worker | 6 | 11% |
| Division Newsletter | 2 | 4% |
| College Catalog or Schedule of Classes | 12 | 22% |
| Radio, Television or Newspaper | 4 | 7% |
| *From an organization/ community | 8 | 15% |
| *Forum | 8 | 15% |
| *Family/Friend | 8 | 15% |
| *CAT Program | 2 | 4% |
| Total Responses | 55 | 100% |
| Total Respondents | 53 | |
| Total Missing | 1 | |
| Total Individuals | 54 | |

*Note: Additional answers that individuals included.



15. Who pays your tuition?

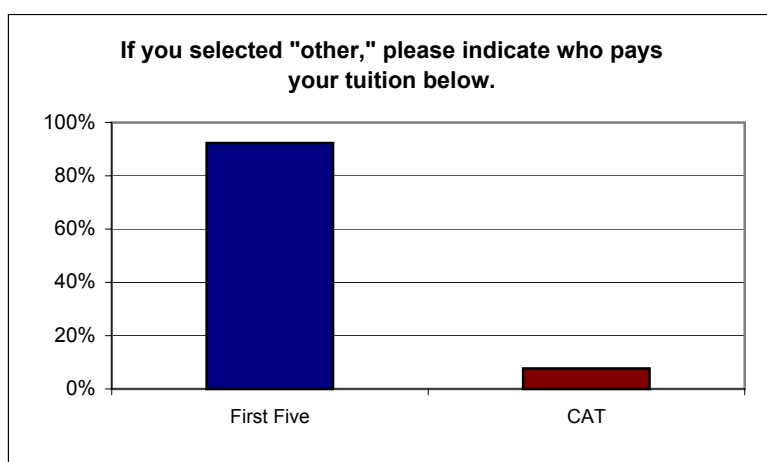
| Label | N | % |
|-------------------|----|------|
| Self | 27 | 49% |
| GAIN or JTPA | 0 | 0% |
| Employer | 0 | 0% |
| Parent | 1 | 2% |
| Child Care | 1 | 2% |
| Financial Aid | 3 | 5% |
| Other | 23 | 42% |
| Total Responses | 55 | 100% |
| Total Respondents | 52 | |
| Total Missing | 2 | |
| Total Individuals | 54 | |



15a. If you selected "other," please indicate who pays your tuition below.

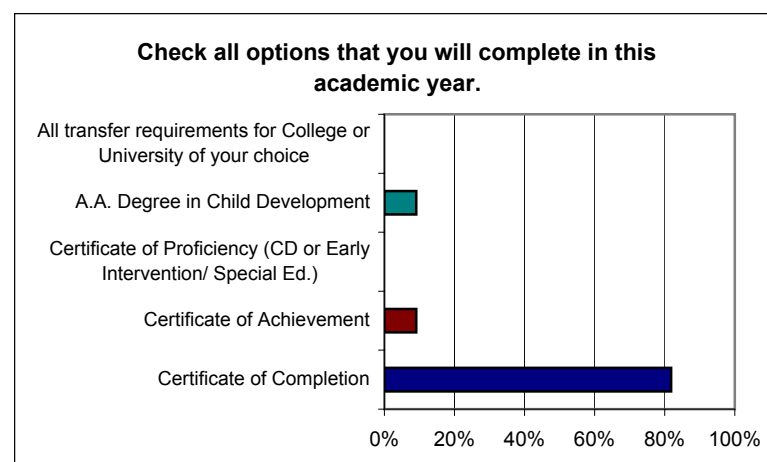
| Label | N | % |
|---------------|----|------|
| First Five | 12 | 92% |
| CAT | 1 | 8% |
| Total Valid | 13 | 100% |
| Total Missing | 10 | |
| Total | 23 | |

Note: Data only include individuals that selected "other" in question 15.



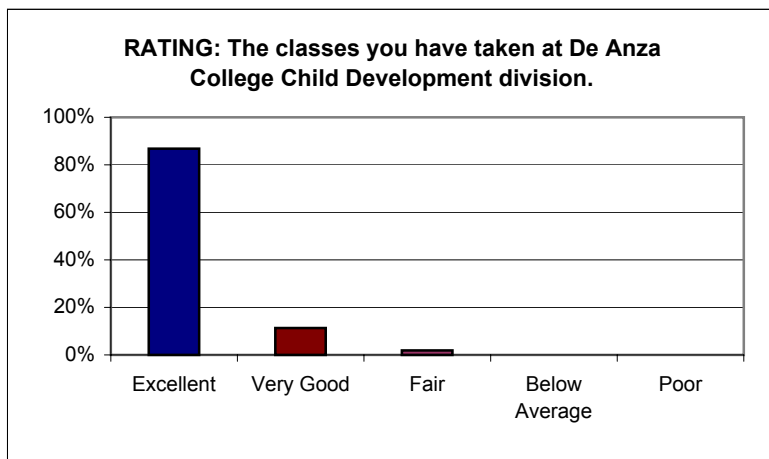
16. Check all options that you will complete in this academic year.

| Label | N | % |
|--|----|------|
| Certificate of Completion | 9 | 82% |
| Certificate of Achievement | 1 | 9% |
| Certificate of Proficiency (CD or Early Intervention/ Special Ed.) | 0 | 0% |
| A.A. Degree in Child Development | 1 | 9% |
| All transfer requirements for College or University of your choice | 0 | 0% |
| Total Valid | 11 | 100% |
| Total Missing | 43 | |
| Total | 54 | |



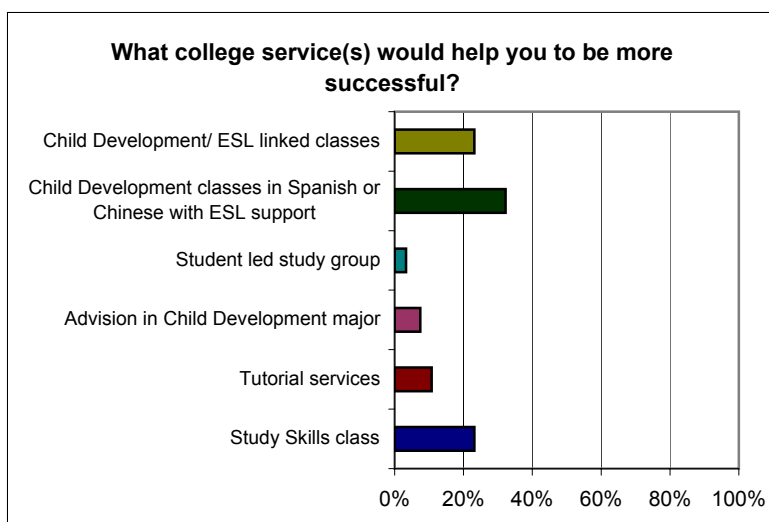
17. RATING: The classes you have taken at De Anza College Child Development division.

| Label | N | % |
|---------------|----|------|
| Excellent | 46 | 87% |
| Very Good | 6 | 11% |
| Fair | 1 | 2% |
| Below Average | 0 | 0% |
| Poor | 0 | 0% |
| Total Valid | 53 | 100% |
| Total Missing | 1 | |
| Total | 54 | |



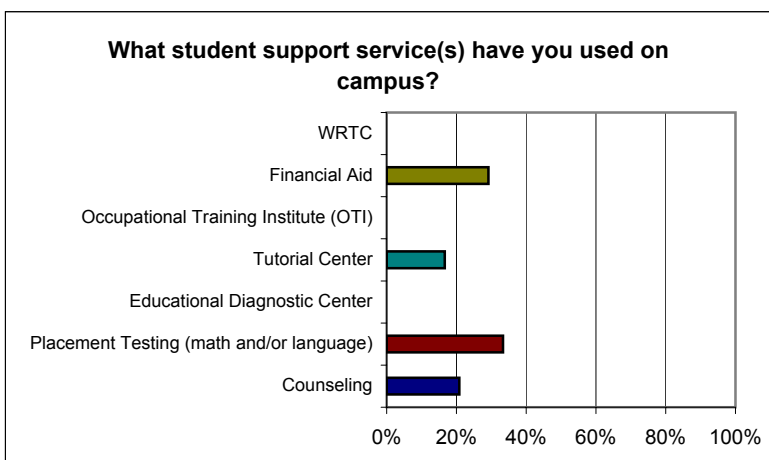
18. What college service(s) would help you to be more successful?

| Label | N | % |
|--|-----|------|
| Study Skills class | 28 | 23% |
| Tutorial services | 13 | 11% |
| Advison in Child Development major | 9 | 7% |
| Student led study group | 4 | 3% |
| Child Development classes in Spanish or Chinese with ESL support | 39 | 32% |
| Child Development/ ESL linked classes | 28 | 23% |
| Total Responses | 121 | 100% |
| Total Respondents | 54 | |
| Total Missing | 0 | |
| Total Individuals | 54 | |



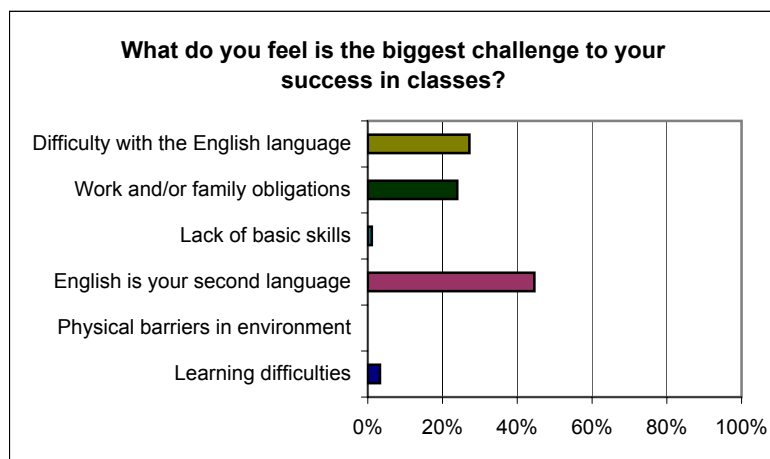
19. What student support service(s) have you used on campus?

| Label | N | % |
|--|----|------|
| Counseling | 5 | 21% |
| Placement Testing (math and/or language) | 8 | 33% |
| Educational Diagnostic Center | 0 | 0% |
| Tutorial Center | 4 | 17% |
| Occupational Training Institute (OTI) | 0 | 0% |
| Financial Aid | 7 | 29% |
| WRTC | 0 | 0% |
| Total Responses | 24 | 100% |
| Total Respondents | 15 | |
| Total Missing | 39 | |
| Total Individuals | 54 | |



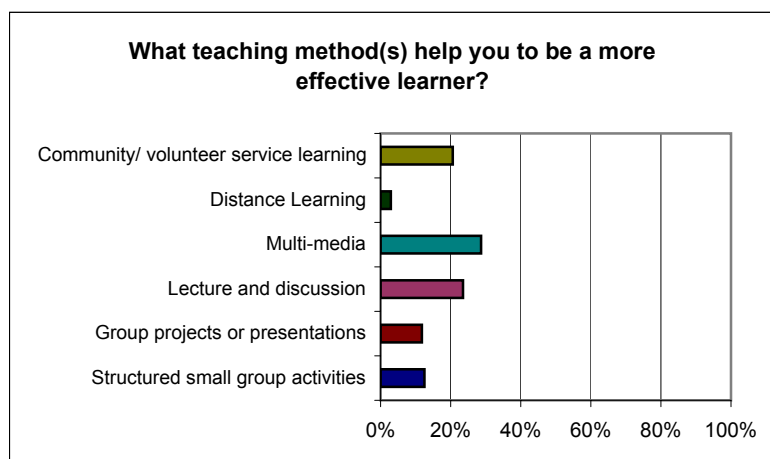
20. What do you feel is the biggest challenge to your success in classes?

| Label | N | % |
|--------------------------------------|----|------|
| Learning difficulties | 3 | 3% |
| Physical barriers in environment | 0 | 0% |
| English is your second language | 41 | 45% |
| Lack of basic skills | 1 | 1% |
| Work and/or family obligations | 22 | 24% |
| Difficulty with the English language | 25 | 27% |
| Total Responses | 92 | 100% |
| Total Respondents | 52 | |
| Total Missing | 2 | |
| Total Individuals | 54 | |



21. What teaching method(s) help you to be a more effective learner?

| Label | N | % |
|--|-----|------|
| Structured small group activities | 17 | 13% |
| Group projects or presentations | 16 | 12% |
| Lecture and discussion | 32 | 24% |
| Multi-media (e.g. video, powerpoint presentations) | 39 | 29% |
| Distance Learning | 4 | 3% |
| Community/ volunteer service learning | 28 | 21% |
| Total Responses | 136 | 100% |
| Total Respondents | 54 | |
| Total Missing | 0 | |
| Total Individuals | 54 | |



22. What is your language preference?

| Label | N | % |
|--------------------|----|------|
| English | 8 | 14% |
| Cantonese/Mandarin | 0 | 0% |
| Hindi | 0 | 0% |
| Spanish | 50 | 86% |
| Vietnamese | 0 | 0% |
| Other | 0 | 0% |
| Total Responses | 58 | 100% |
| Total Respondents | 53 | |
| Total Missing | 1 | |
| Total Individuals | 54 | |

NOTE: The following comments are taken from the paper survey.

Please make any comments you would like to the Division Dean regarding new coursework you would like to see, successes or problems you've experienced in the division, or other areas as needed.

- 1 I will like a reduction on the tuition for non-resident students here in California.
- 2 mas beneficioso es que sigan dando clases en espanol. me gustaria conseguir una beca para mis estudios. Puiero estudiar ingles.
- 3 The courses in Child Development at De Anza College are excellent. The quality of teachers is exceptional.
- 4 que las personas que atiendeu en la oficina puedan ayudar al estudiante en espanol.
- 5 I want more spanish classes and more frequently. Bilingual personal orientation.
- 6 me gustaria q'se dicten clases en espanol porque beneficiano a personas de hablar hispana.
- 7 me gustaria que las classes continuarau en espanol gracias
- 8 yo me beneficiaria si se sigeun dando classes en espanol de dessarollo del nino.
- 9 tendria mas beneficios si hubiera mas clases en espanol.
- 10 my preferation is for me classes in spanish.
- 11 to have more classes in spanish
- 12 i would like that this college offers more spanish classes for all our latino community. It is very important for me because it's a way that how I can make my goal and dreams come true.
- 13 mas clases en espanol los sabados o(y)en la noche.
- 14 more child development classes at night.
- 15 we need more classes in spanish.
- 16 que las clases continuen en espanol. que el personal de registracion hable espanol.
- 17 please more spanish classes
- 18 deberia de haver asistencia en los pasillos de las computadoras
- 19 Traver mas clases de desarro llo del nino a mi comunidad. Necesitamos que aiga personal capacitado para incribirno en el colegio(bilingue).
- 20 que tengan mas personal disponible para que las personas puedan alludur y no sean trabas para salir adelante
- 21 les pedimos ayuda si fueran amables cuando vullan al collegio de ayudar con las computadors cuando uno nesesite muchas gracias.
- 22 yo su giero mas alluda en los pacillos de De Anza para ayudar con las computadoras a acistir a personas que lo necesiten
- 23 que continuen las clases
- 24 que haya personas que hablen espanol y que ayuden a los estudiantes en su inscripciones
- 25 tener mas clases como lo de curriculum, y que esten personas para ayudar a solicitar mas informacion
- 26 I recommend that De Anza College should have a helper to help the people to register on the computers.
- 27 curriculum; ingles; asistente que este disponible para que asista al personal o gente que va a la escuela; que haya mas clases en espanol de diferentes temas.
- 28 deben apoyar mas este programa de clases en espanol. personalmente no he tenido problemas en De Anza College pero pienso que estas clases son muy importantes.
- 29 do not close the bookstore early on fridays
- 30 cuando vaya uno al colegio que alguie este para ayudarnos y a traducirnos.
- 31 tener una persona disponible para ayudar a la gente que necesita ayuda en diferentes areas.
- 32 bring more classes in child development to our community
- 33 asistir a las personas cuanda se van a registrar. (persona que ayude) que hable espanol.
- 34 make assistance available for people using the computers in the hall.
- 35 les pediria si fueran amables de cuando uno va a inscribirse al colegia en la computadoras que ubiera una persona asistiendonos ayudandonos en a alguien duda que tengamos en espanol gracias por
- 37 bring more child development classes to my community; help with the enrollment by computer at the front office in De Anza.