

## De Anza College Office of Institutional Research and Planning

**To:** Matt Abrahams and Anu Khana, LinC Program Coordinators

**From:** Mallory Newell, De Anza Research  
Nergal Issaie, Student Assistant

**Date:** 4/8/2011

**Subject:** LinC Survey, Winter 2011

---

A survey of LinC program students was conducted at the end of the winter quarter in 2011. The survey was distributed to all students enrolled in a LinC course which resulted in 188 valid respondents. All sections of the LinC program were given the opportunity to participate in the survey.

The sections that chose to participate include:

BIO 11.04D  
ESL 262.04D  
ESL 263.01D  
EWRT 211.01D  
LART 200.01D, 03D, 04D, 05D, 06D  
PSYC 01.08D  
SPCH 10.07D, 15D

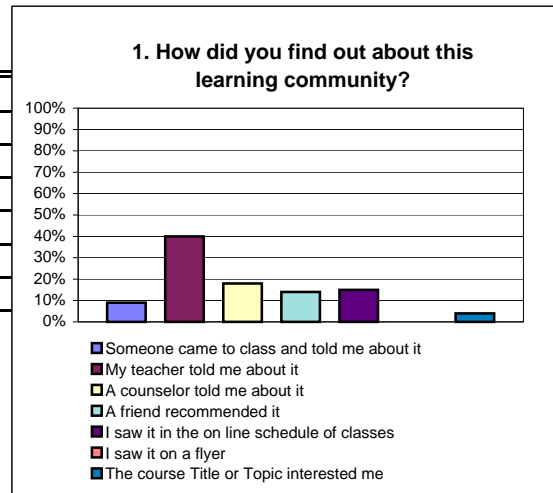
Important Highlights Include:

- 84% of respondents stated they worked with classmates during class “very often” or “often.”
- 90% of respondents described the quality of their relationship with teachers in this learning community is “very friendly, supportive and helpful” or “friendly, supportive and helpful.”
- 84% of respondents described the quality of their relationship with classmates in this learning community as “very friendly, supportive and helpful” or “friendly, supportive and helpful.”
- 65% of respondents described their overall educational experience in this learning community as “Excellent” or “very good.”
- 96% of respondents reported they would recommend this learning community to a friend or family member.

# De Anza College Learning in Communities Survey, Winter 2011

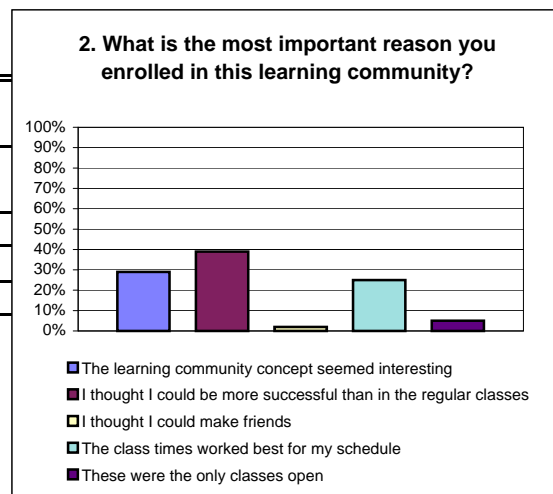
## 1. How did you find out about this learning community?

Response	N	%
Someone came to class and told me about it	16	9%
My teacher told me about it	73	40%
A counselor told me about it	34	18%
A friend recommended it	25	14%
I saw it in the on line schedule of classes	28	15%
I saw it on a flyer	0	0%
The course Title or Topic interested me	7	4%
<b>Total</b>	<b>183</b>	<b>100%</b>



## 2. What is the most important reason you enrolled in this learning community?

Response	N	%
The learning community concept seemed interesting	54	29%
I thought I could be more successful than in the regular classes	71	39%
I thought I could make friends	4	2%
The class times worked best for my schedule	45	25%
These were the only classes open	9	5%
<b>Total</b>	<b>183</b>	<b>100%</b>



# De Anza College Learning in Communities Survey, Winter 2011

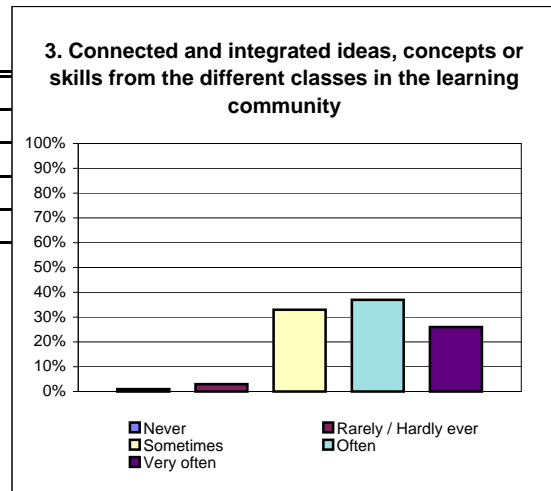
## In this learning community, how often have you done items #3-16?

Please rate your experiences using the following scale:

- 1 = Never
- 2 = Rarely / Hardly ever
- 3 = Sometimes
- 4 = Often
- 5 = Very often

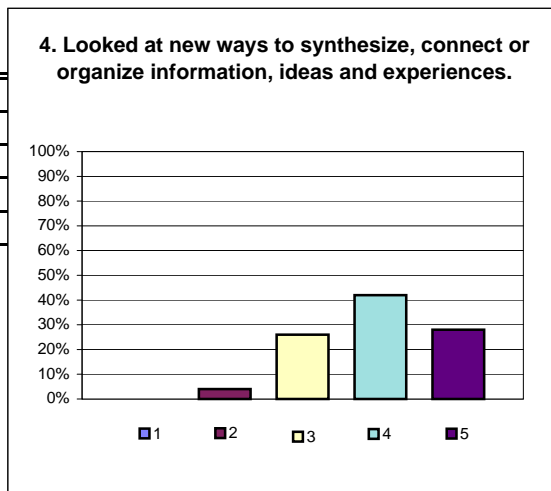
### 3. Connected and integrated ideas, concepts or skills from the different classes in the learning community when discussing material and doing assignments.

Response	N	%
Never	1	1%
Rarely / Hardly ever	6	3%
Sometimes	62	33%
Often	69	37%
Very often	50	26%
<b>Total</b>	<b>188</b>	<b>100%</b>



### 4. Looked at new ways to synthesize, connect or organize information, ideas and experiences.

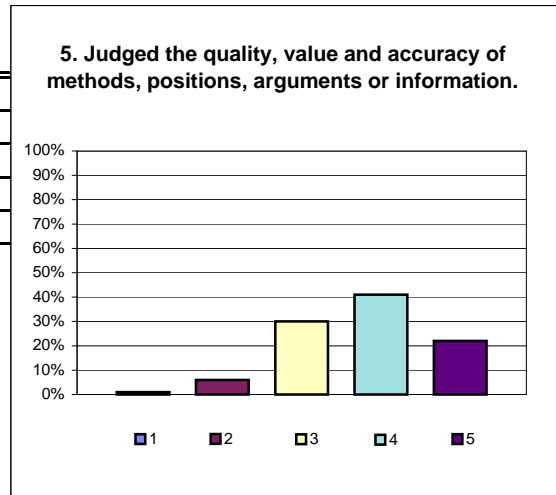
Response	N	%
Never	0	0%
Rarely / Hardly ever	7	4%
Sometimes	50	26%
Often	79	42%
Very often	52	28%
<b>Total</b>	<b>188</b>	<b>100%</b>



# De Anza College Learning in Communities Survey, Winter 2011

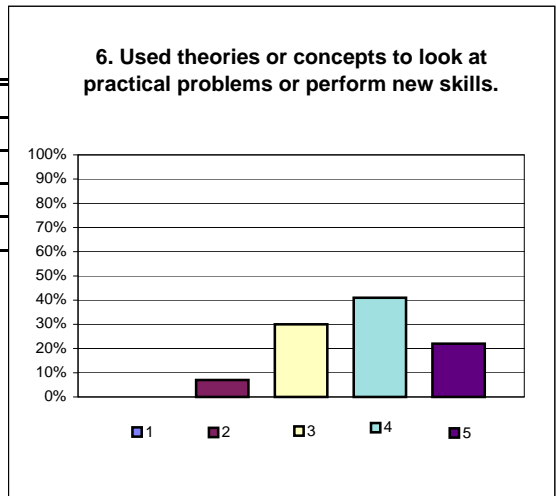
## 5. Judged the quality, value and accuracy of methods, positions, arguments or information.

Response	N	%
Never	2	1%
Rarely / Hardly ever	11	6%
Sometimes	57	30%
Often	76	41%
Very often	41	22%
<b>Total</b>	<b>187</b>	<b>100%</b>



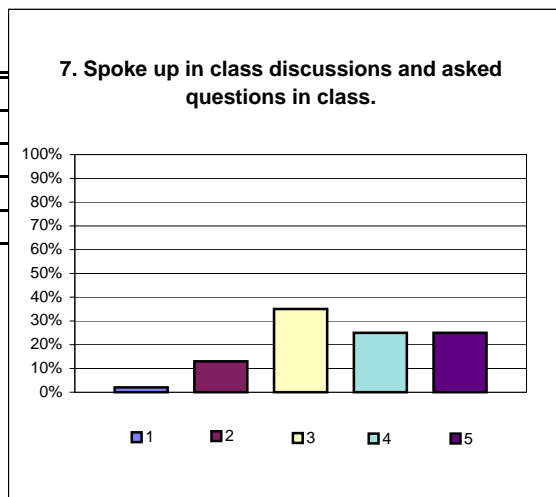
## 6. Used theories or concepts to look at practical problems or perform new skills.

Response	N	%
Never	0	0%
Rarely / Hardly ever	13	7%
Sometimes	57	30%
Often	76	41%
Very often	42	22%
<b>Total</b>	<b>188</b>	<b>100%</b>



## 7. Spoke up in class discussions and asked questions in class.

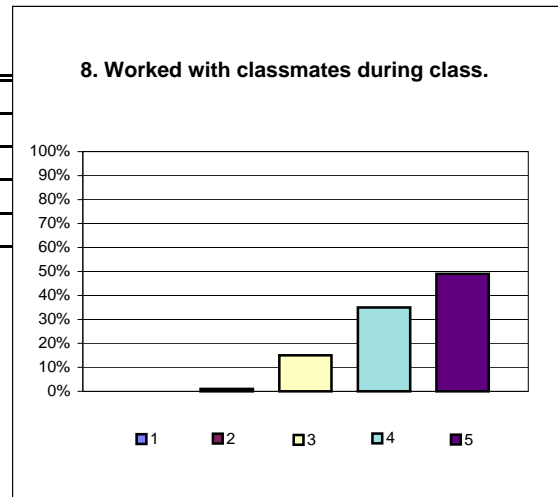
Response	N	%
Never	3	2%
Rarely / Hardly ever	25	13%
Sometimes	66	35%
Often	47	25%
Very often	47	25%
<b>Total</b>	<b>188</b>	<b>100%</b>



# De Anza College Learning in Communities Survey, Winter 2011

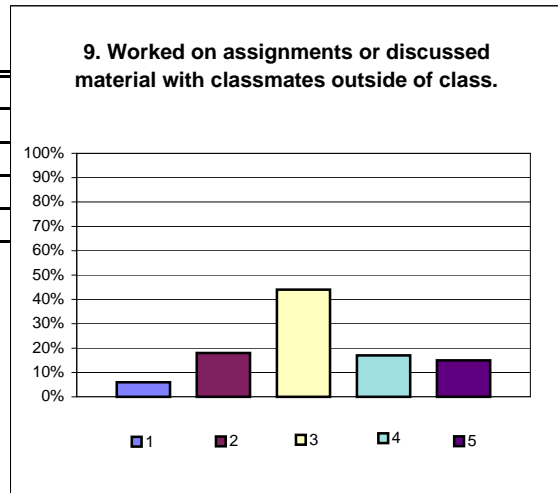
## 8. Worked with classmates during class.

Response	N	%
Never	0	0%
Rarely / Hardly ever	1	1%
Sometimes	29	15%
Often	65	35%
Very often	93	49%
<b>Total</b>	<b>188</b>	<b>100%</b>



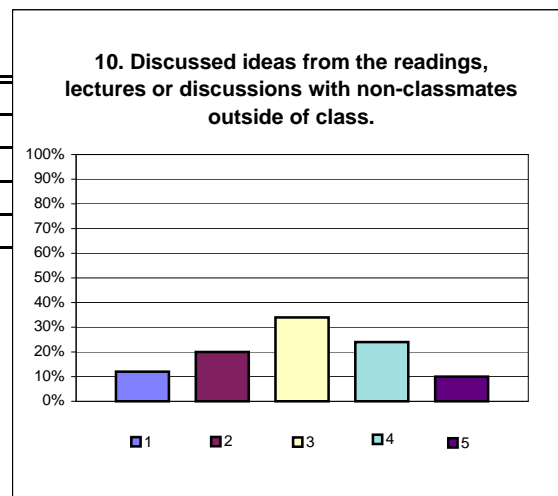
## 9. Worked on assignments or discussed material with classmates outside of class.

Response	N	%
Never	12	6%
Rarely / Hardly ever	34	18%
Sometimes	83	44%
Often	31	17%
Very often	28	15%
<b>Total</b>	<b>188</b>	<b>100%</b>



## 10. Discussed ideas from the readings, lectures or discussions with non-classmates outside of class.

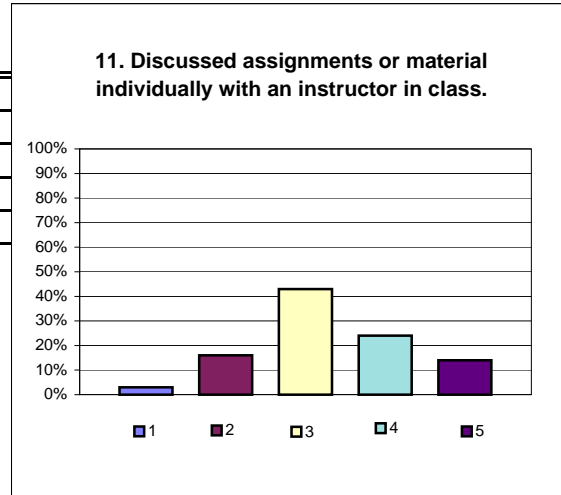
Response	N	%
Never	23	12%
Rarely / Hardly ever	38	20%
Sometimes	64	34%
Often	44	24%
Very often	19	10%
<b>Total</b>	<b>188</b>	<b>100%</b>



# De Anza College Learning in Communities Survey, Winter 2011

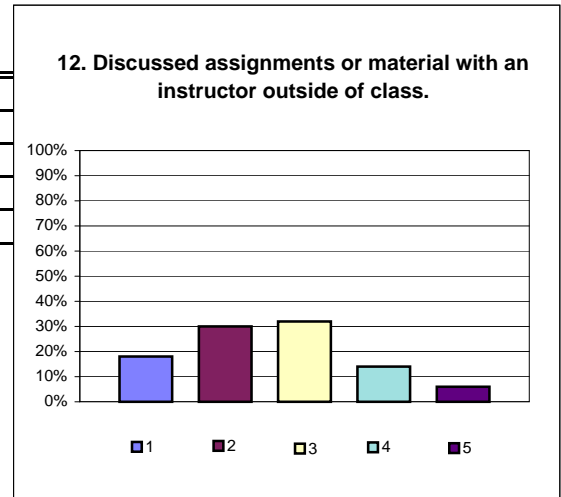
## 11. Discussed assignments or material individually with an instructor in class.

Response	N	%
Never	6	3%
Rarely / Hardly ever	30	16%
Sometimes	81	43%
Often	44	24%
Very often	27	14%
<b>Total</b>	<b>188</b>	<b>100%</b>



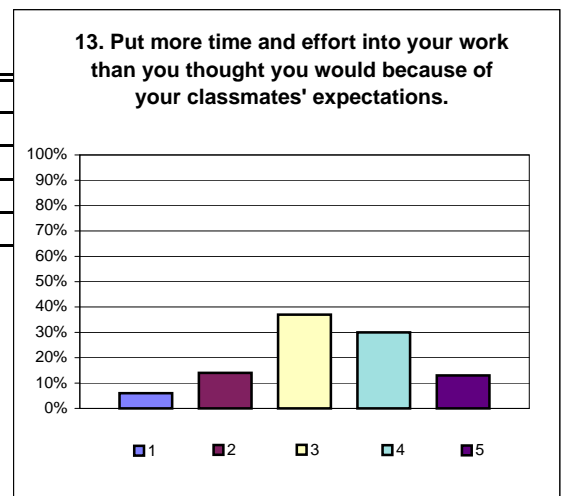
## 12. Discussed assignments or material with an instructor outside of class.

Response	N	%
Never	34	18%
Rarely / Hardly ever	55	30%
Sometimes	60	32%
Often	26	14%
Very often	12	6%
<b>Total</b>	<b>187</b>	<b>100%</b>



## 13. Put more time and effort into your work than you thought you would because of your classmates' expectations.

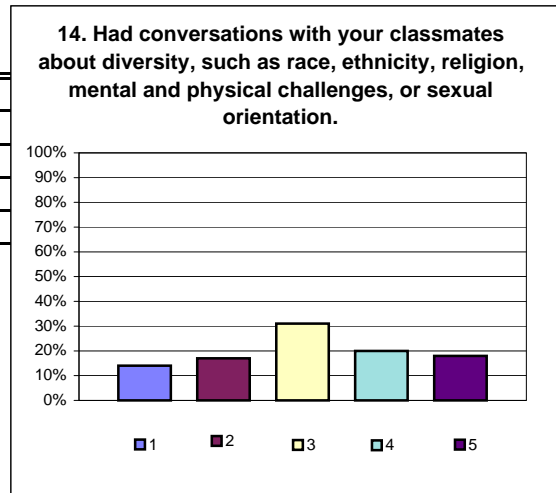
Response	N	%
Never	11	6%
Rarely / Hardly ever	26	14%
Sometimes	69	37%
Often	56	30%
Very often	24	13%
<b>Total</b>	<b>186</b>	<b>100%</b>



# De Anza College Learning in Communities Survey, Winter 2011

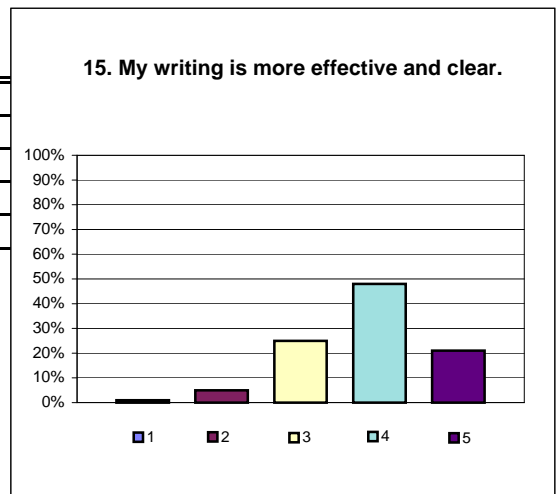
**14. Had conversations with your classmates about diversity, such as race, ethnicity, religion, mental and physical challenges, or sexual orientation.**

Response	N	%
Never	27	14%
Rarely / Hardly ever	31	17%
Sometimes	59	31%
Often	38	20%
Very often	33	18%
<b>Total</b>	<b>188</b>	<b>100%</b>



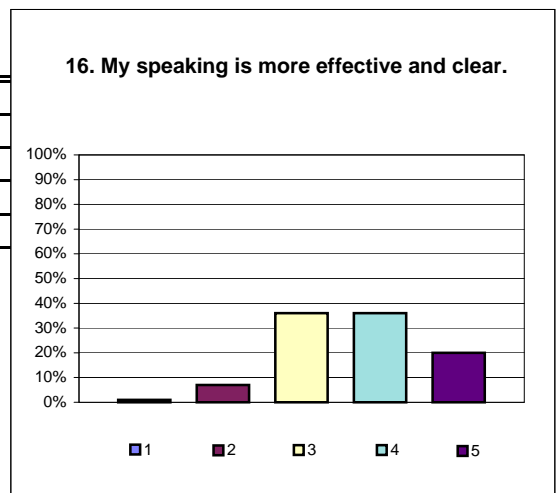
**15. My writing is more effective and clear.**

Response	N	%
Never	1	1%
Rarely / Hardly ever	10	5%
Sometimes	47	25%
Often	91	48%
Very often	39	21%
<b>Total</b>	<b>188</b>	<b>100%</b>



**16. My speaking is more effective and clear.**

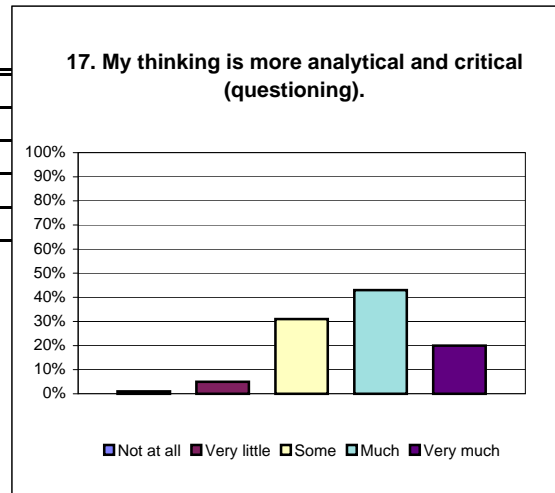
Response	N	%
Never	2	1%
Rarely / Hardly ever	14	7%
Sometimes	67	36%
Often	67	36%
Very often	38	20%
<b>Total</b>	<b>188</b>	<b>100%</b>



# De Anza College Learning in Communities Survey, Winter 2011

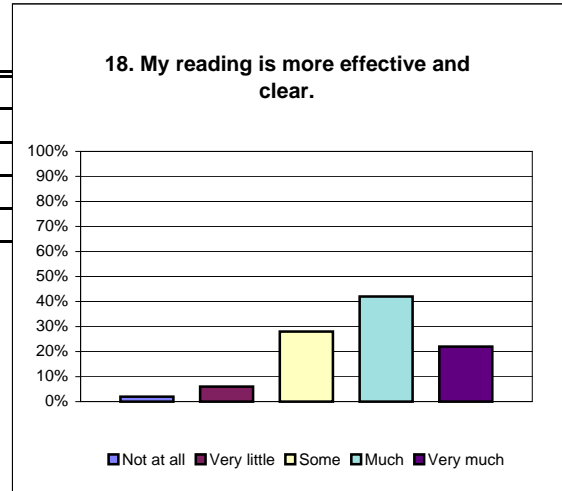
## 17. My thinking is more analytical and critical (questioning).

Response	N	%
Not at all	2	1%
Very little	9	5%
Some	58	31%
Much	82	43%
Very much	37	20%
<b>Total</b>	<b>188</b>	<b>100%</b>



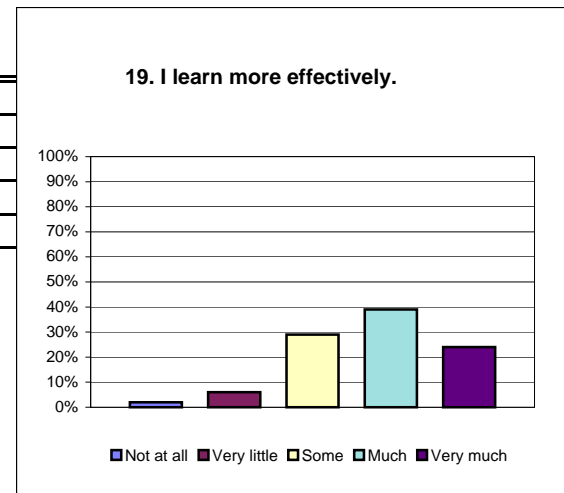
## 18. My reading is more effective and clear.

Response	N	%
Not at all	4	2%
Very little	11	6%
Some	53	28%
Much	78	42%
Very much	40	22%
<b>Total</b>	<b>186</b>	<b>100%</b>



## 19. I learn more effectively.

Response	N	%
Not at all	5	2%
Very little	11	6%
Some	54	29%
Much	73	39%
Very much	45	24%
<b>Total</b>	<b>188</b>	<b>100%</b>

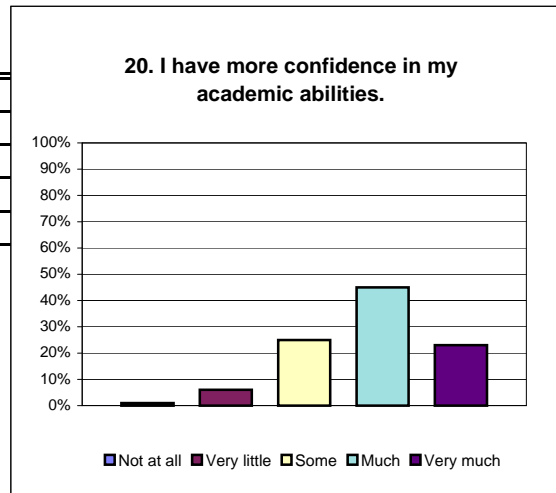




# De Anza College Learning in Communities Survey, Winter 2011

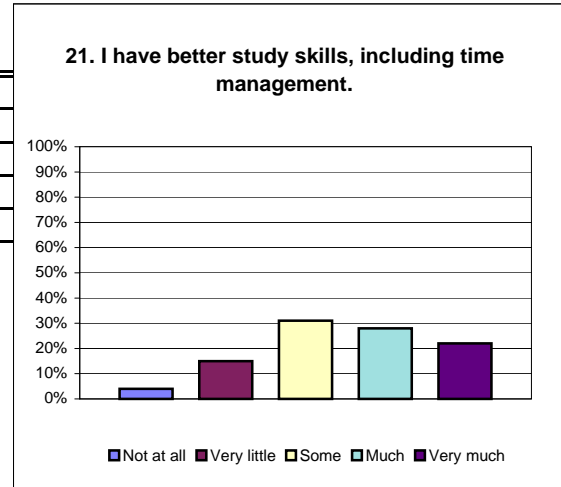
## 20. I have more confidence in my academic abilities.

Response	N	%
Not at all	3	1%
Very little	11	6%
Some	46	25%
Much	83	45%
Very much	43	23%
<b>Total</b>	<b>186</b>	<b>100%</b>



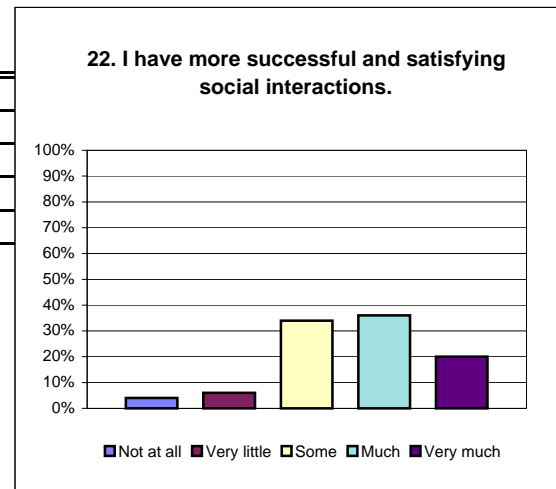
## 21. I have better study skills, including time management.

Response	N	%
Not at all	8	4%
Very little	27	15%
Some	58	31%
Much	53	28%
Very much	42	22%
<b>Total</b>	<b>188</b>	<b>100%</b>



## 22. I have more successful and satisfying social interactions.

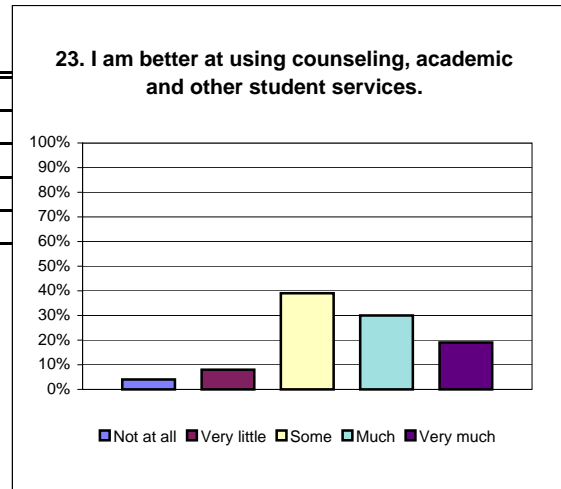
Response	N	%
Not at all	7	4%
Very little	10	6%
Some	64	34%
Much	67	36%
Very much	38	20%
<b>Total</b>	<b>186</b>	<b>100%</b>



# De Anza College Learning in Communities Survey, Winter 2011

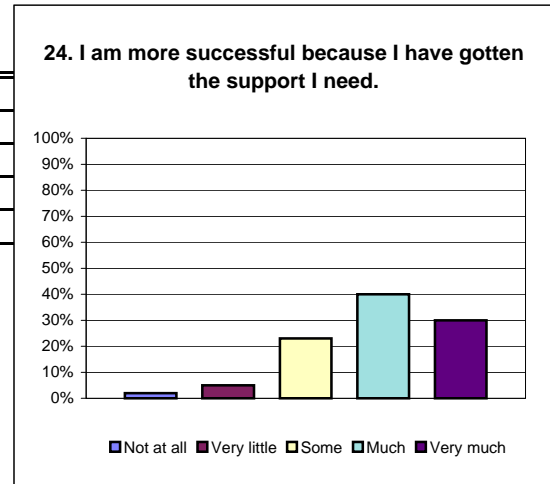
## 23. I am better at using counseling, academic and other student services.

Response	N	%
Not at all	7	4%
Very little	16	8%
Some	72	39%
Much	56	30%
Very much	36	19%
<b>Total</b>	<b>187</b>	<b>100%</b>



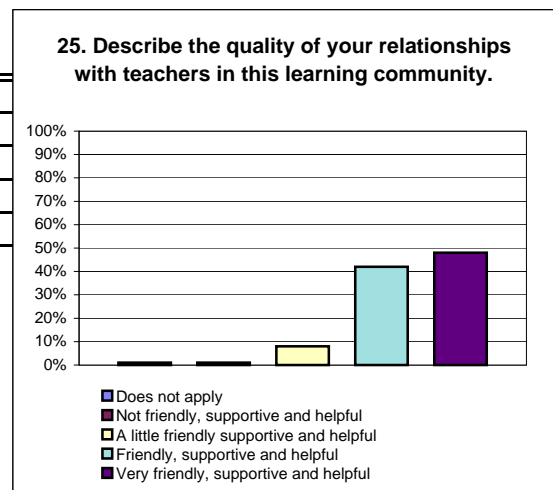
## 24. I am more successful because I have gotten the support I need.

Response	N	%
Not at all	3	2%
Very little	10	5%
Some	43	23%
Much	76	40%
Very much	56	30%
<b>Total</b>	<b>188</b>	<b>100%</b>



## 25. Describe the quality of your relationships with teachers in this learning community.

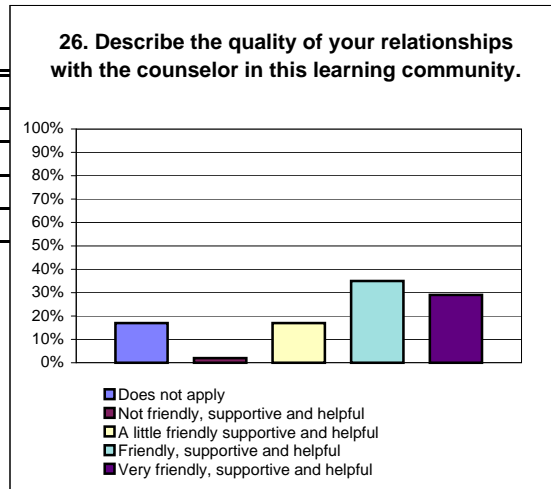
Response	N	%
Does not apply	1	1%
Not friendly, supportive and helpful	2	1%
A little friendly supportive and helpful	15	8%
Friendly, supportive and helpful	80	42%
Very friendly, supportive and helpful	90	48%
<b>Total</b>	<b>188</b>	<b>100%</b>



# De Anza College Learning in Communities Survey, Winter 2011

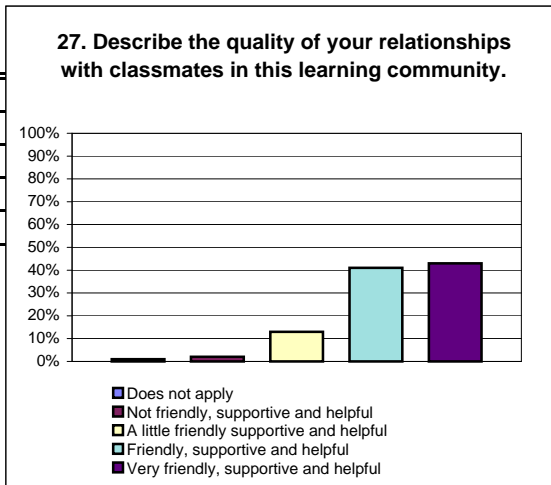
## 26. Describe the quality of your relationships with the counselor in this learning community.

Response	N	%
Does not apply	33	17%
Not friendly, supportive and helpful	3	2%
A little friendly supportive and helpful	33	17%
Friendly, supportive and helpful	65	35%
Very friendly, supportive and helpful	54	29%
<b>Total</b>	<b>188</b>	<b>100%</b>



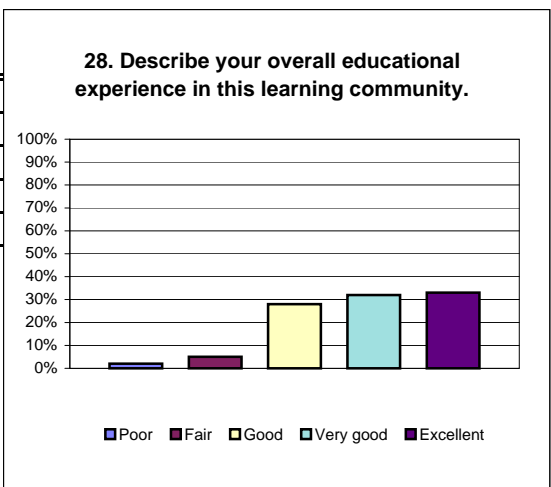
## 27. Describe the quality of your relationships with classmates in this learning community.

Response	N	%
Does not apply	2	1%
Not friendly, supportive and helpful	3	2%
A little friendly supportive and helpful	25	13%
Friendly, supportive and helpful	78	41%
Very friendly, supportive and helpful	80	43%
<b>Total</b>	<b>188</b>	<b>100%</b>



## 28. Describe your overall educational experience in *this learning community*.

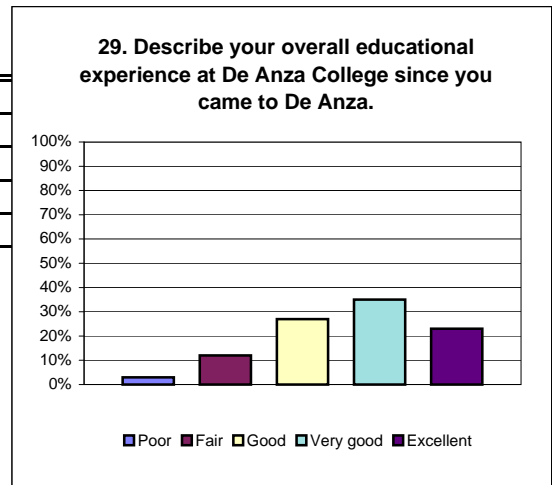
Response	N	%
Poor	4	2%
Fair	9	5%
Good	52	28%
Very good	60	32%
Excellent	63	33%
<b>Total</b>	<b>188</b>	<b>100%</b>



# De Anza College Learning in Communities Survey, Winter 2011

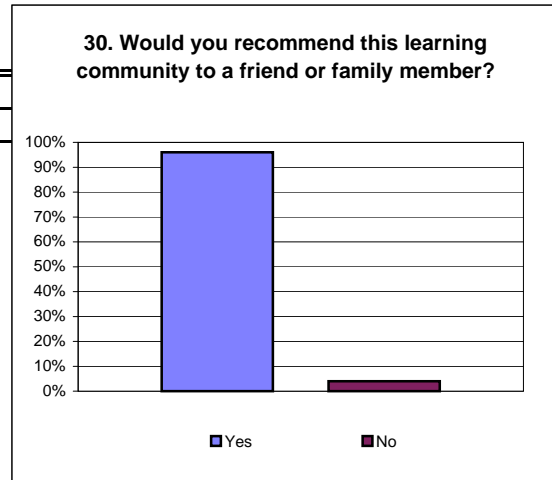
## 29. Describe your overall educational experience at De Anza College since you came to De Anza.

Response	N	%
Poor	5	3%
Fair	22	12%
Good	51	27%
Very good	67	35%
Excellent	43	23%
<b>Total</b>	<b>188</b>	<b>100%</b>



## 30. Would you recommend this learning community to a friend or family member?

Response	N	%
Yes	180	96%
No	7	4%
<b>Total</b>	<b>187</b>	<b>100%</b>



---

# De Anza College Learning in Communities Survey

This survey will be used for research purposes only. All responses will remain anonymous and any data that is reported will be at the aggregate level (no individual data will be given out). You may choose not to answer any question.

This survey will help the Learning in Communities(LinC) Program serve students better. The results will be given to the research staff, not your instructor. This survey is voluntary and completing it shows your willingness to participate.

Please answer all questions in relation to this learning community this quarter.

We greatly appreciate your participation!

**1. How did you find out about this learning community?**

**2. What is the most important reason you enrolled in this learning community?**

**In this learning community, how often have you done items #3-16?**

Please rate your experiences using the following scale:

- 1 = Never
- 2 = Rarely / Hardly ever
- 3 = Sometimes
- 4 = Often
- 5 = Very often

**3. Connected and integrated ideas, concepts or skills from the different classes in the learning community when discussing material and doing assignments.**

**4. Looked at new ways to synthesize, connect or organize information, ideas and experiences.**

**5. Judged the quality, value and accuracy of**

methods, positions, arguments or information.

6. Used theories or concepts to look at practical problems or perform new skills.

7. Spoke up in class discussions and asked questions in class.

8. Worked with classmates during class.

9. Worked on assignments or discussed material with classmates outside of class.

10. Discussed ideas from the readings, lectures or discussions with non-classmates outside of class.

11. Discussed assignments or material individually with an instructor in class.

12. Discussed assignments or material with an instructor outside of class.

13. Put more time and effort into your work than you thought you would because of your classmates' expectations.

14. Had conversations with your classmates about diversity, such as race, ethnicity, religion, mental and physical challenges, or sexual orientation.

### What benefits have you gotten by your experience in this learning community?

Please use the following scale when answering #17-26:

1 = Not at all

2 = Very little

3 = Some

4 = Much

5 = Very much

15. My writing is more effective and clear.

16. My speaking is more effective and clear.

17. My thinking is more analytical and critical (questioning).

18. My reading is more effective and clear.

19. I learn more effectively.

**20. I have more confidence in my academic abilities.**

**21. I have better study skills, including time management.**

**22. I have more successful and satisfying social interactions.**

**23. I am better at using counseling, academic and other student services.**

**24. I am more successful because I have gotten the support I need.**

**25. Describe the quality of your relationships with teachers in this learning community.**

**26. Describe the quality of your relationships with the counselor in this learning community.**

**27. Describe the quality of your relationships with classmates in this learning community.**

**28. Describe your overall educational experience in *this learning community*.**

**29. Describe your overall educational experience at *De Anza College* since you came to De Anza.**

**30. Would you recommend this learning community to a friend or family member?**

**Thank you again for your feedback!**

---

[Submit Survey](#)