

Survey Sample

- The Community College Survey of Student Engagement (CCSSE) was administered in class during the Spring 2009 quarter.
- 34 class sections participated in the survey with a total of 823 valid survey responses.

Class Sections Responding

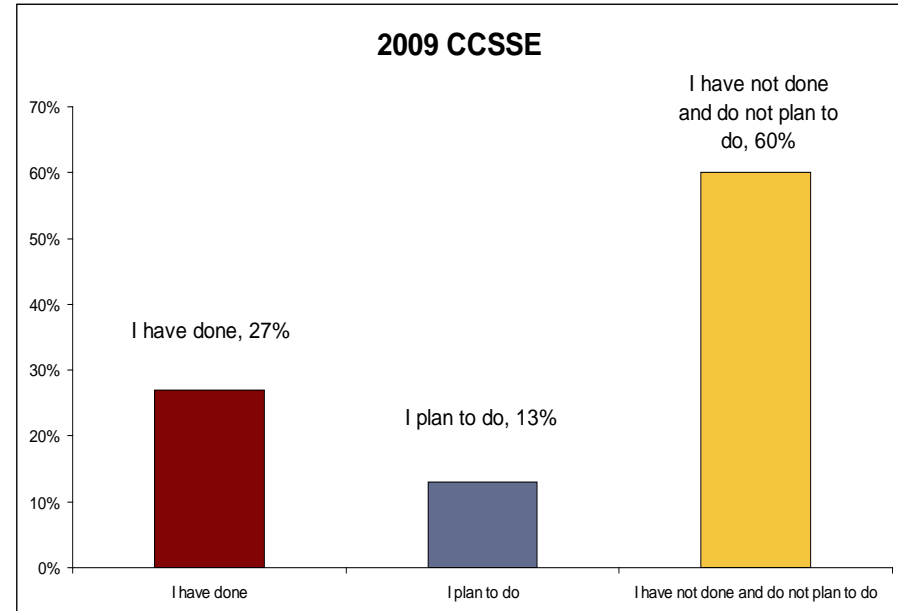
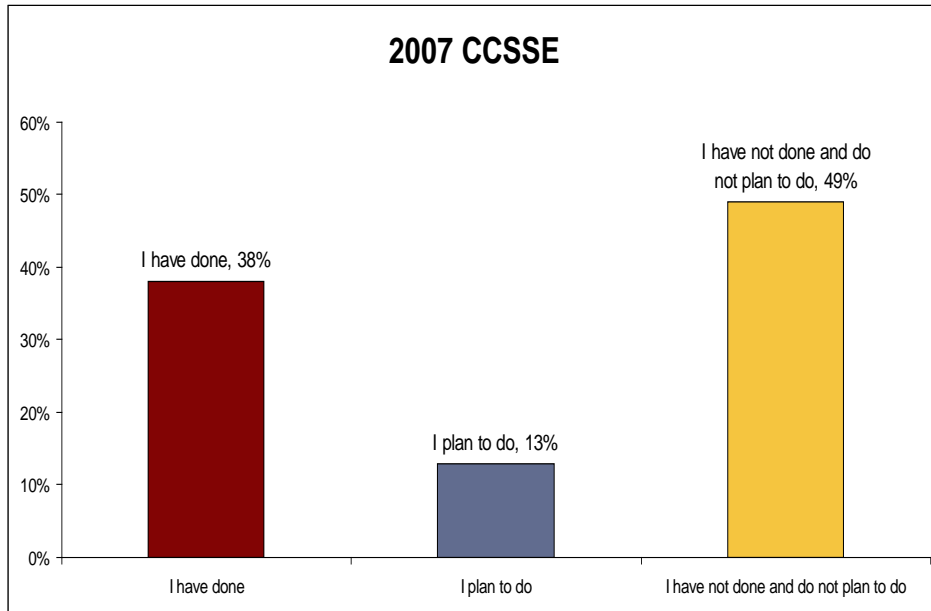
ACCT001C	36	4%	CDI 063A	24	3%	HTEC064B	21	3%	PHIL003.	26	3%
ANTH001.	35	4%	CDI 079C	8	1%	MAND090C	9	1%	PHTG064.	23	3%
ARTS004A	39	5%	CIS 095C	13	2%	MATH114.	27	3%	PHYS002A	21	3%
ARTS016C	5	1%	DANC038A	34	4%	MATH210.	15	2%	PSYC001.	30	4%
BIOL010.	19	2%	E S 002.	28	3%	MUSI013A	12	1%	READ211.	23	3%
BUS 010.	39	5%	ELIT001.	10	1%	NURS082.	26	3%	SPCH008.	27	3%
BUS 018.	24	3%	EWRT211.	28	3%	PARA095.	29	4%	SPCH010.	21	3%
C D 058.	40	5%	GEOL010.	26	3%	PHIL002.	32	4%	SPCH015.	19	2%
			HTEC060H	22	3%				SPCH016.	31	4%

	Your Respondents	Your Population	2009 Cohort Size Group Comparison Population	2009 CCSSE Cohort Colleges Population
Gender				
Male	46%	49%	44%	42%
Female	54%	51%	56%	58%
Race/Ethnicity				
American Indian or other Native American	1%	1%	1%	1%
Asian, Asian American, or Pacific Islander	35%	37%	9%	6%
Black or African American, Non-Hispanic	3%	6%	14%	13%
White, Non-Hispanic	26%	24%	46%	58%
Hispanic, Latino, Spanish	12%	17%	21%	14%
Other	6%	10%	7%	6%
International Student or Foreign National	18%	6%	3%	2%
Student Age				
18 to 19	29%	28%	23%	25%
20 to 21	21%	18%	19%	19%
22 to 24	13%	15%	16%	15%
25 to 29	13%	13%	14%	14%
30 to 39	10%	12%	14%	14%
40 to 49	8%	7%	8%	9%
50 to 64	5%	4%	4%	4%
65 and over	1%	1%	1%	1%
Enrollment Status				
Full - Time	68%	39%	36%	40%
Part - Time	32%	61%	64%	60%

Selected Questions

Which of the following have you done, are you doing, or do you plan to do while attending this college?

-College Orientation Program or Course

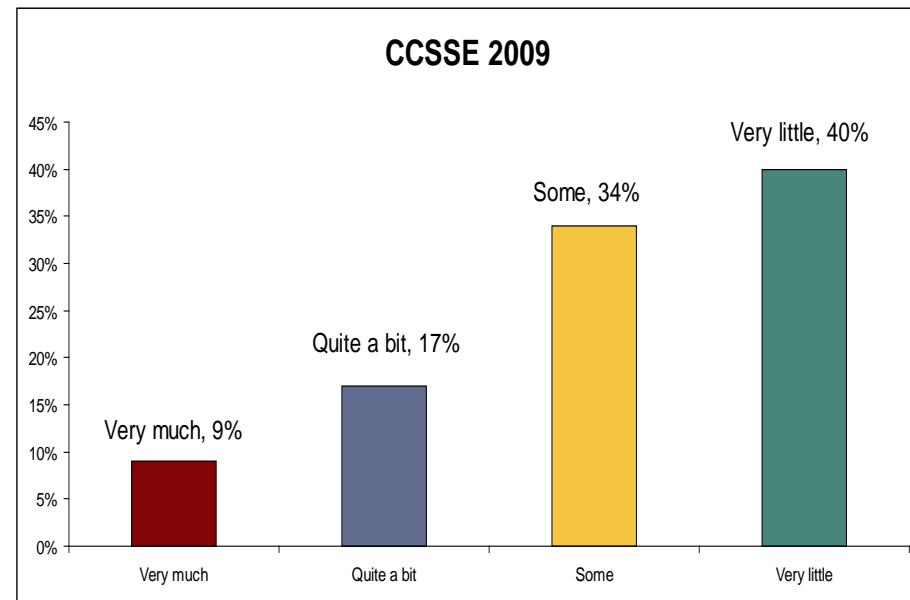
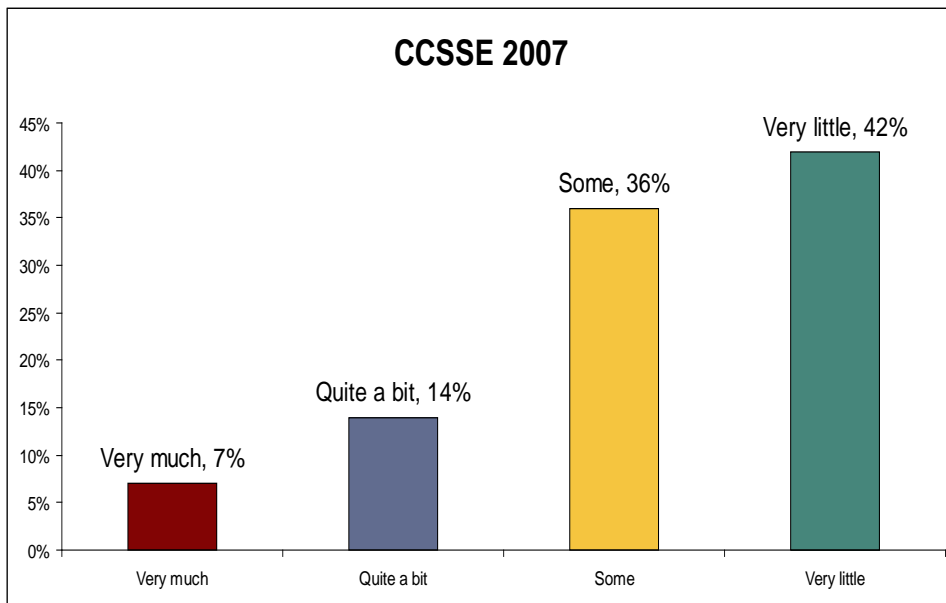


n=781

Selected Questions

How much does this college emphasize each of the following?

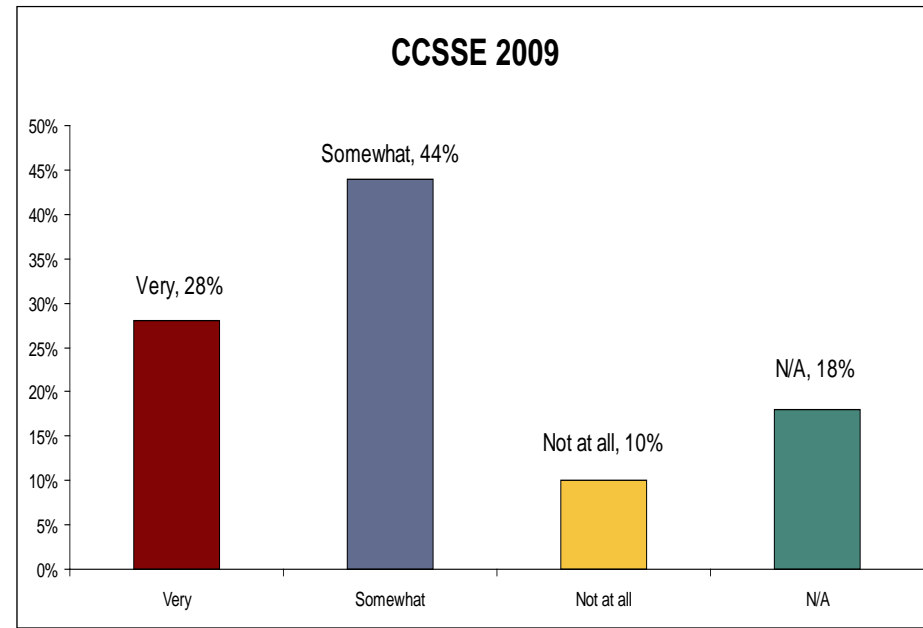
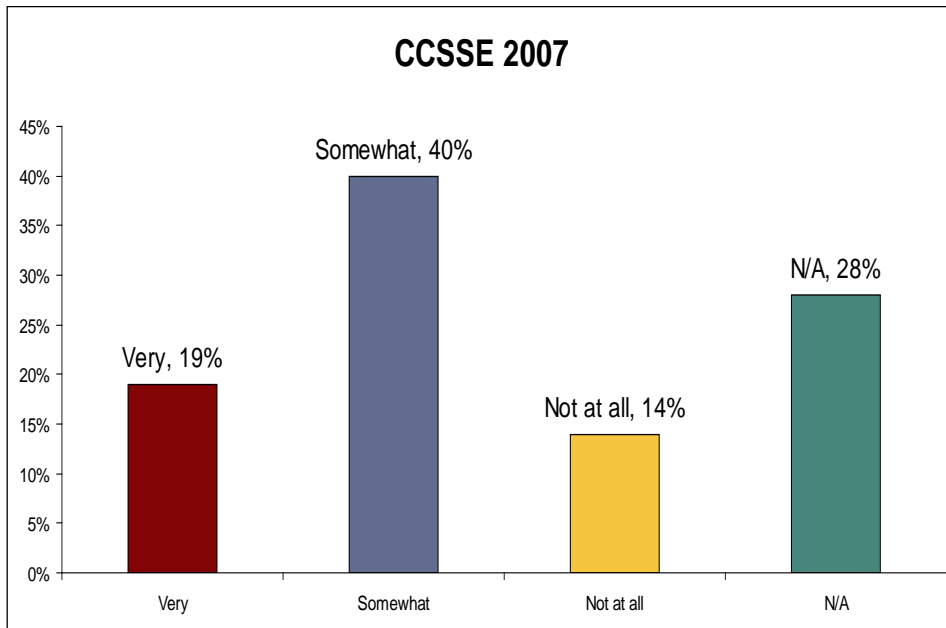
-Helping you cope with your non-academic responsibilities.



n=786

Selected Questions

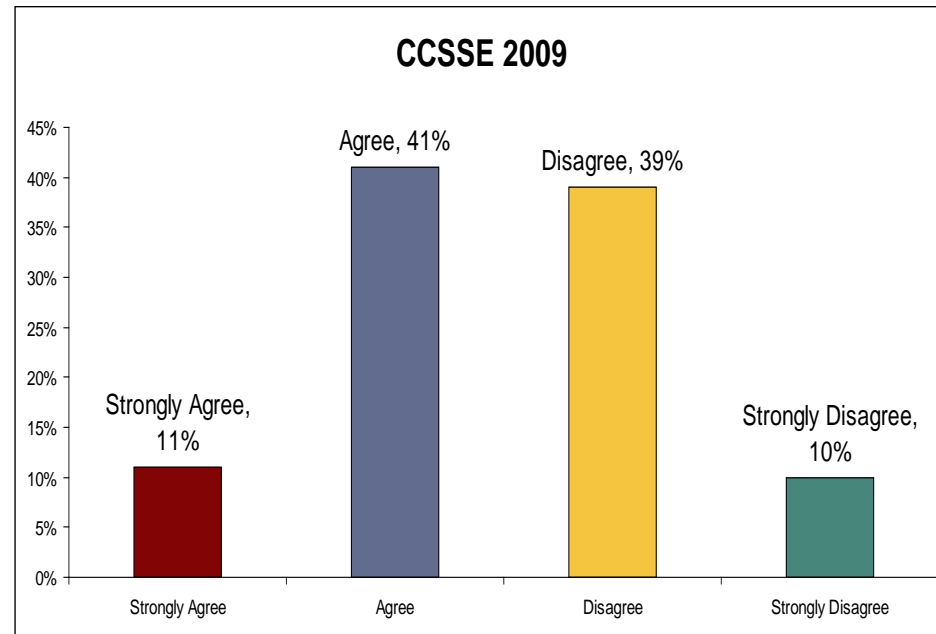
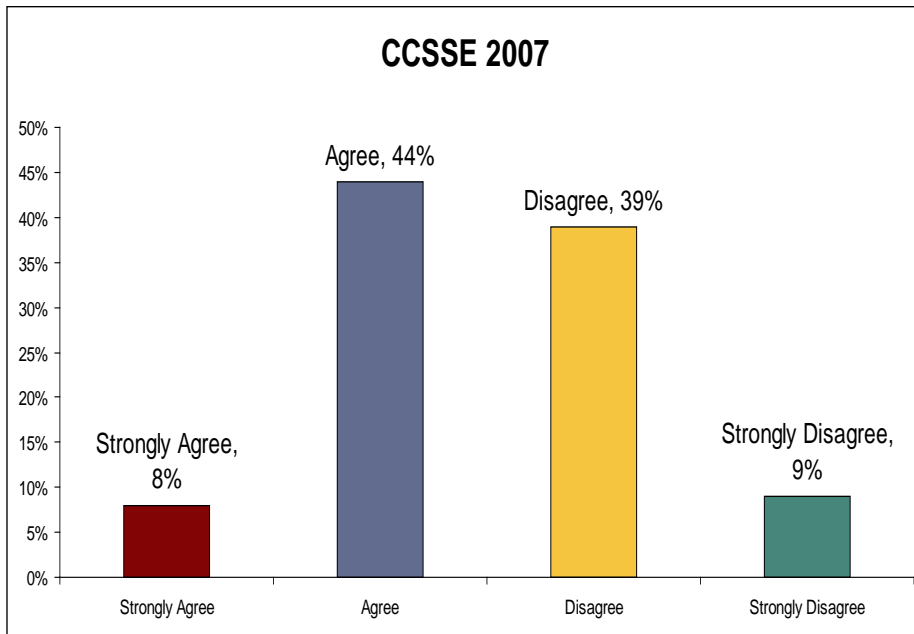
How satisfied are you with the academic advising and planning services?



n=765

Selected Questions

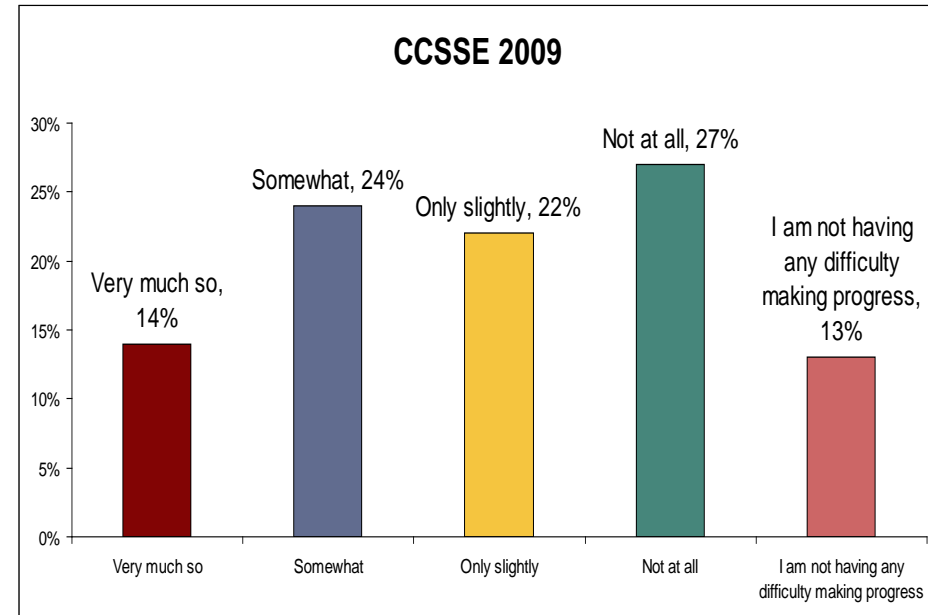
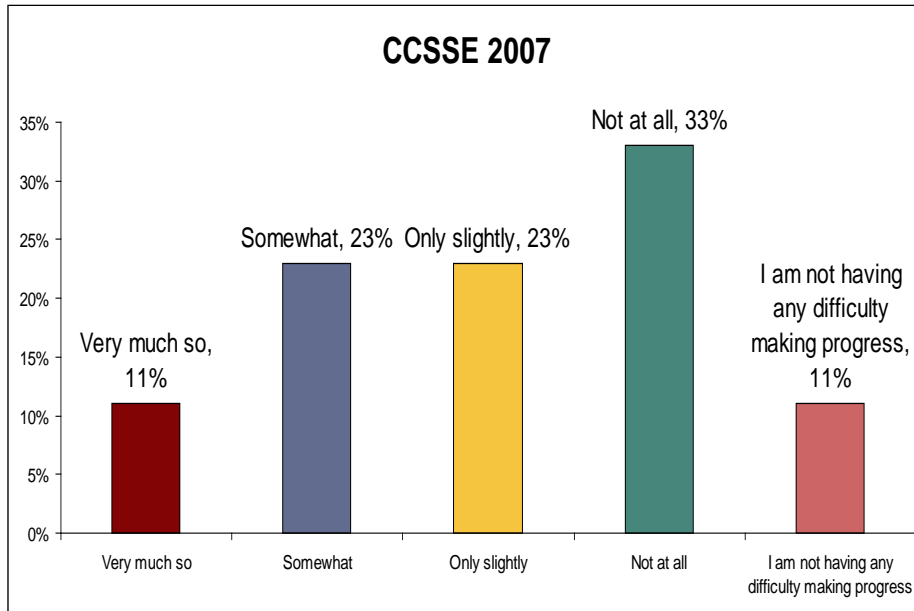
At this college, students have to run around from one place to another to get the information they need.



n=681

Selected Answers

Are you having difficulty making progress with your studies because the courses you need are not available?



n=705

Benchmark Report

This report highlights sections for which the De Anza College results score at least 0.2 or below or above the mean of the 2009 CCSSE Cohort (663 colleges participated in 2009).

“Benchmarks” are determined by clusters of questions pertaining to a survey emphasis.

Community College Survey of Student Engagement
2009 Benchmark Summary Table - All Students
De Anza College

All Students				
Benchmark	De Anza College	Comparison Group Statistics		
			ExLarge Colleges	2009 CCSSE Cohort
Active and Collaborative Learning	52.6	Benchmark Score	49.5	50.0
		Score Difference	3.1	2.6
Student Effort	50.4	Benchmark Score	49.0	50.0
		Score Difference	1.3	0.4
Academic Challenge	52.1	Benchmark Score	49.7	50.0
		Score Difference	2.4	2.1
Student-Faculty Interaction	46.3	Benchmark Score	48.0	50.0
		Score Difference	-1.7	-3.7
Support for Learners	47.5	Benchmark Score	48.7	50.0
		Score Difference	-1.2	-2.5
		Number of Colleges	58	663

Benchmark Comparison to 2007 CCSSE

- The Student Effort Benchmark has increased by 4.3; the score difference has increased from -3.9 compared to the 2007 CCSSE cohort to +0.4 compared to the 2009 CCSSE cohort
- The Academic Challenge Benchmark has increased by 2.3; the score difference has increased from -0.2 compared to the 2007 CCSSE cohort to +2.1 compared to the 2009 CCSSE cohort.
- The Student Faculty Interaction Benchmark has decreased by 0.5; the score difference has decreased from -3.2 compared to the 2007 CCSSE cohort to -3.7 compared to the 2009 CCSSE cohort.
- In 2007, all benchmark categories except Active and Collaborative Learning were below the 2007 CCSSE cohort. In 2009, all are above except for Student Faculty Interaction and Support for Learners.

Active and Collaborative Learning

In your experiences at this college during the current school year, about how often have you done each of the following? _____

Active and Collaborative Learning	De Anza College Mean	Other ExLarge Colleges Mean	Above/Below Mean	2009 CCSSE Cohort Mean	Above/Below Mean
4a. Asked questions in class or contributed to class discussions	2.74	2.85		2.91	▼
4b. Made a class presentation	2.19	2.06		2.05	
4f. Worked with other students on projects during class	2.60	2.46		2.47	
4g. Worked with classmates outside of class to prepare class assignments	2.05	1.87		1.87	
4h. Tutored or taught other students (paid or voluntary)	1.42	1.37		1.37	
4i. Participated in a community-based project as a part of a regular course	1.42	1.30		1.31	
4r. Discussed ideas from your readings or classes with others outside of class (students, family members, co-workers, etc.)	2.46	2.56		2.56	

Student Effort

In your experiences at this college during the current school year, about how often/much have you done/used each of the following?

Student Effort	De Anza College Mean	Other ExLarge Colleges Mean	Above/ Below Mean	2009 CCSSE Cohort Mean	Above/ Below Mean
4c. Prepared two or more drafts of a paper or assignment before turning it in	2.37	2.45		2.47	
4d. Worked on a paper or project that required integrating ideas or information from various sources	2.71	2.71		2.72	
4e. Came to class without completing readings or assignments	1.89	1.90		1.86	
6b. Number of books read on your own (not assigned) for personal enjoyment or academic enrichment	2.23	2.12		2.09	
10a. Preparing for class (studying, reading, writing, rehearsing, doing homework, or other activities related to your program)	2.14	1.89	▲	1.92	▲
13d1. Frequency: Peer or other tutoring	1.52	1.46		1.46	
13e1. Frequency: Skill labs (writing, math, etc.)	1.66	1.69		1.71	
13h1. Frequency: Computer lab	2.05	2.05		2.10	

Academic Challenge

In your experiences at this college during the current school year, about how often/much have you done/used each of the following?

Academic Challenge	De Anza College Mean	Other ExLarge Colleges Mean	Above/Below Mean	2009 CCSSE Cohort Mean	Above/Below Mean
4p. Worked harder than you thought you could to meet an instructor's standards or expectations	2.45	2.51		2.54	
5b. Analyzing the basic elements of an idea, experience, or theory	2.97	2.88		2.85	
5c. Synthesizing and organizing ideas, information, or experiences in new ways	2.80	2.73		2.72	
5d. Making judgments about the value or soundness of information, arguments, or methods	2.64	2.57		2.56	
5e. Applying theories or concepts to practical problems or in new situations	2.76	2.66		2.66	
5f. Using information you have read or heard to perform a new skill	2.81	2.76		2.76	
6a. Number of assigned textbooks, manuals, books, or book-length packs of course readings	2.99	2.83		2.86	
6c. Number of written papers or reports of any length	3.02	2.81		2.83	
7. Mark the box that best represents the extent to which your examinations during the current school year have challenged you to do your best work at this college	4.73	4.92		4.99	▼

How much does De Anza college emphasize the following?

9a. Encouraging you to spend significant amounts of time studying	2.94	2.95		2.97	
---	------	------	--	------	--

Student-Faculty Interaction

In your experiences at De Anza during the current school year, about how often have you done each of the following?

Student-Faculty Interaction	De Anza College Mean	Other ExLarge Colleges Mean	Above/ Below Mean	2009 CCSSE Cohort Mean	Above/ Below Mean
4k. Used email to communicate with an instructor	2.65	2.57		2.59	
4l. Discussed grades or assignments with an instructor	2.34	2.47		2.52	▼
4m. Talked about career plans with an instructor or advisor	1.83	1.95		2.03	▼
4n. Discussed ideas from your readings or classes with instructors outside of class	1.69	1.70		1.74	
4o. Received prompt feedback (written or oral) from instructors on your performance	2.55	2.62		2.66	
4q. Worked with instructors on activities other than coursework	1.36	1.38		1.41	

Support for Learners

How much does De Anza College emphasize the following?

Support for Learners	De Anza College Mean	Other ExLarge Colleges Mean	Above/ Below Mean	2009 CCSSE Cohort Mean	Above/ Below Mean
9b. Providing the support you need to help you succeed at this college	2.91	2.93		2.97	
9c. Encouraging contact among students from different economic, social, and racial or ethnic backgrounds	2.70	2.53		2.49	▲
9d. Helping you cope with your non-academic responsibilities (work, family, etc.)	1.91	1.91		1.94	
9e. Providing the support you need to thrive socially	2.05	2.11		2.14	
9f. Providing the financial support you need to afford your education	2.06	2.33	▼	2.43	▼

How often do you use each of the following services?

13a1. Frequency: Academic advising/planning	1.65	1.71		1.76	
13b1. Frequency: Career counseling	1.45	1.45		1.43	