

## Fall 2008 College Knowledge

The Fall 2008 College Knowledge survey was conducted during November. 109 students responded to the survey online.

Important highlights include:

- 28% (30 out of 109) responded “Occasionally” to the question “During high school, how often did you: felt pressured by parents to go to college” and 41% (44 out of 109) responded “Occasionally” to the question “Since attending college, how often did you: felt overwhelmed by responsibilities of being a college student.”
- 22% (23 out of 109) of the students answered “Lack of information about college process” to the question “Out of the choices given, what did you find as the most challenging aspect of their college experience?”
- 85% (93 out of 109) of the students already took Counseling 100 (orientation).
- 87% (94 out of 109) students chose “Yes” for the question: “Do you know what you want to major in?”
- 26% (28 out of 109) students responded “B.A./B.S degree” to the question: “What is your parents’ highest level of education?”
- 32% (34 out of 109) students chose “Other working occupation” to the question “What is your father’s occupation?”
- 43% (47 out of 109) students were Asian American/Asian.

1. During high school, how often did you:

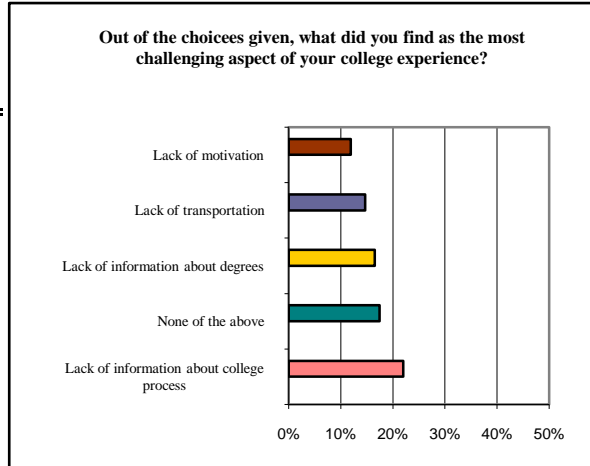
	Frequently		Occasionally		Not at all		Total		Missing
	N	%	N	%	N	%	N	%	N
Received guidance from your parents about your academic path.	44	40%	37	34%	28	26%	109	100%	0
Received academic advice from counselors.	16	15%	71	65%	21	19%	109	100%	1
Used the internet to search for college information.	51	47%	41	37%	17	16%	109	100%	0
Felt that your family responsibilities interfered with school work.	19	17%	42	39%	48	44%	109	100%	0
Felt pressured by parents to go to college.	46	42%	30	28%	32	29%	109	100%	1
Was undecided about college.	17	16%	29	26%	62	57%	109	100%	1
Felt you were prepared for college.	44	40%	49	45%	16	15%	109	100%	0

2. Since attending college, how often did you:

	Frequently		Occasionally		Not at all		Total		Missing
	N	%	N	%	N	%	N	%	N
Received guidance from your parents about academic path.	29	27%	50	46%	30	27%	109	100%	0
Received academic advice from counselors.	10	9%	4	40%	54	50%	109	100%	1
Communicated with your professors.	27	25%	50	46%	32	29%	109	100%	0
Felt that your family responsibilities interfered with school work.	13	12%	38	35%	57	52%	109	100%	1
Felt that your job interfered with school work.	20	19%	31	28%	58	53%	109	100%	0
Felt overwhelmed by responsibilities of being a college student.	32	29%	44	41%	33	30%	109	100%	0


3. Out of the choices given, what did you find as the most challenging aspect of your college experience?

Responses	N	%
Lack of information about college process	23	22%
None of the above	19	17%
Lack of information about degrees	18	17%
Lack of transportation	16	15%
Lack of motivation	13	12%
Lack of academic preparation	8	7%
Lack of confidence	7	6%
Lack of emotional support from family	4	4%
Total	109	100%
Total Missing	1	



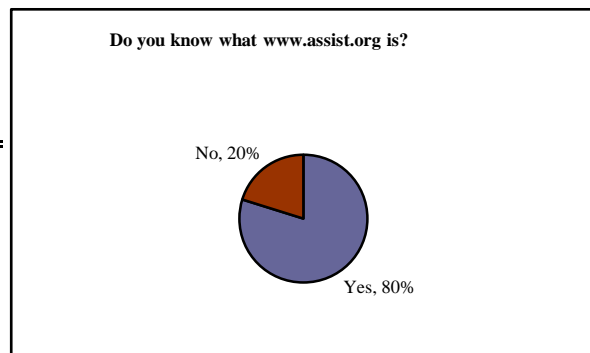
4. Did you or are you taking Counseling 100 (orientation)?

Responses	N	%
have already taken it	93	85%
I am not going to take it	6	6%
I plan to take it	6	6%
I don't know	3	3%
Total	109	100%
Total Missing	1	



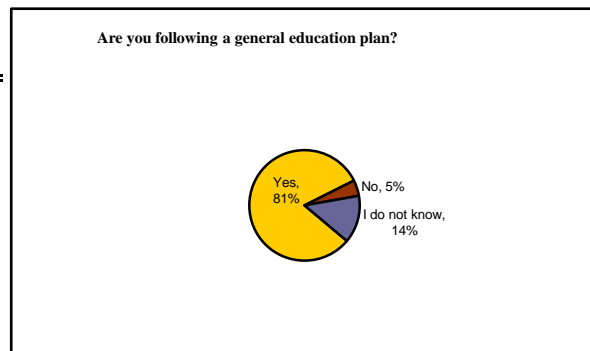
5. Do you know what www.assist.org is?

Responses	N	%
Yes	87	80%
No	22	20%
Total	109	100%



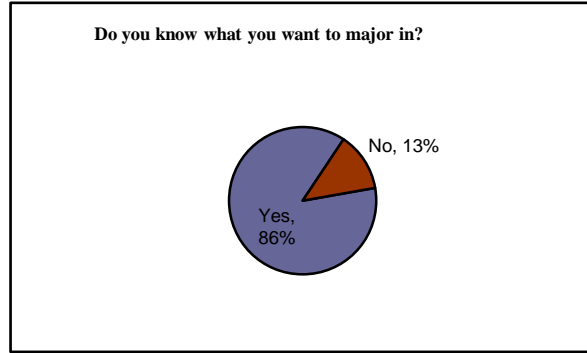
6. Are you following a general education plan?

Responses	N	%
Yes	88	81%
No	5	5%
I do not know	15	14%
Total	109	100%
Total Missing	1	



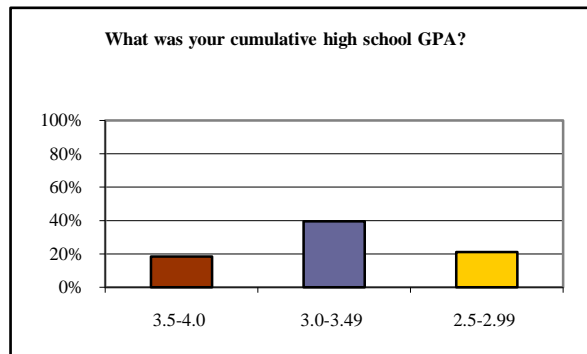
7. Do you know what you want to major in?

Responses	N	%
Yes	94	87%
No	14	13%
Total	109	100%
Total Missing	1	



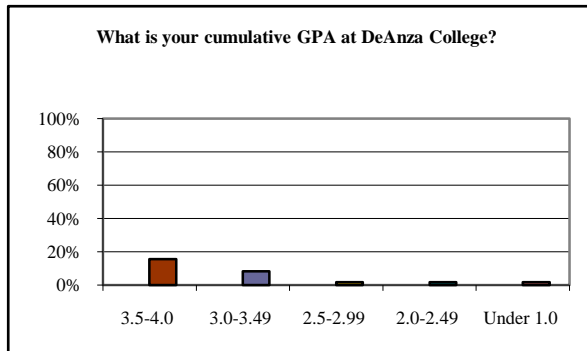
8. What was your cumulative high school GPA?

Responses	N	%
More than a 4.0	6	6%
3.5-4.0	20	18%
3.0-3.49	43	39%
2.5-2.99	23	21%
2.0-2.49	6	6%
1.5-1.99	7	6%
Do not know	4	4%
Total	109	100%



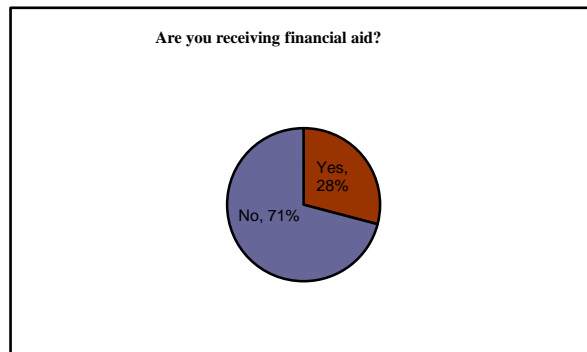
9. What is your cumulative GPA at DeAnza College?

Responses	N	%
More than a 4.0	1	1%
3.5-4.0	17	16%
3.0-3.49	9	8%
2.5-2.99	2	2%
2.0-2.49	2	2%
Under 1.0	2	2%
Do not know	74	69%
Total	109	100%
Total Missing	2	



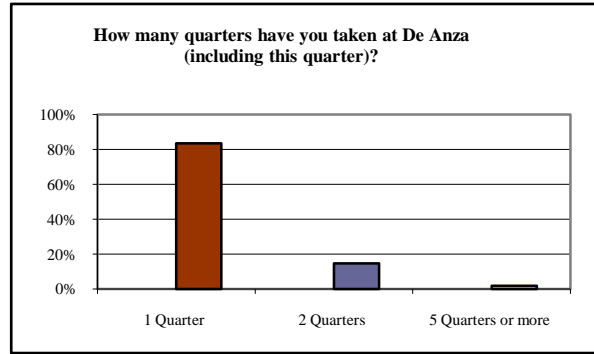
10. Are you receiving financial aid?

Responses	N	%
Yes	31	29%
No	77	71%
Total	109	100%
Total Missing	1	



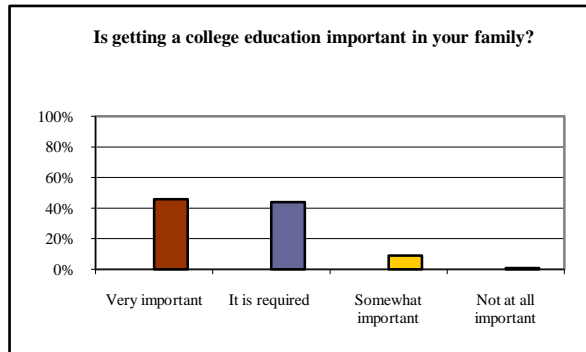
11. How many quarters have you taken at De Anza (including this quarter)?

Responses	N	%
1 Quarter	91	83%
2 Quarters	16	15%
5 Quarters or more	2	2%
Total	109	100%



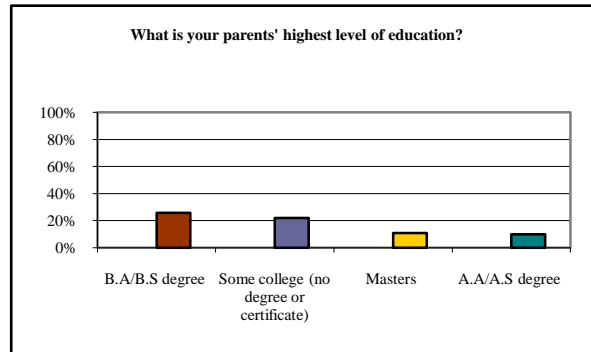
12. Is getting a college education important in your family?

Responses	N	%
Very important	50	46%
It is required	48	44%
Somewhat important	10	9%
Not at all important	1	1%
Total	109	100%



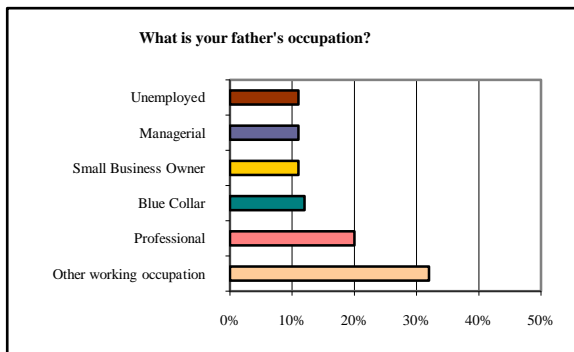
13. What is your parents' highest level of education?

Responses	N	%
B.A/B.S degree	28	26%
Some college (no degree or certificate)	24	22%
Masters	12	11%
A.A/A.S degree	11	10%
Some high school	8	7%
High school graduate	8	7%
Doctorate	4	4%
Less than high school education	6	6%
Do not know	8	7%
Total	109	100%



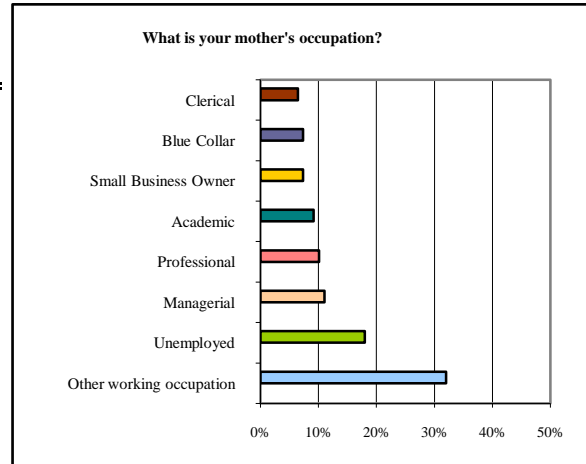
14. What is your father's occupation?

Responses	N	%
Other working occupation	34	32%
Professional	21	20%
Blue Collar	12	12%
Small Business Owner	11	11%
Managerial	11	11%
Unemployed	11	11%
Academic	2	2%
Clerical	1	1%
Total	109	100%
Total Missing	6	



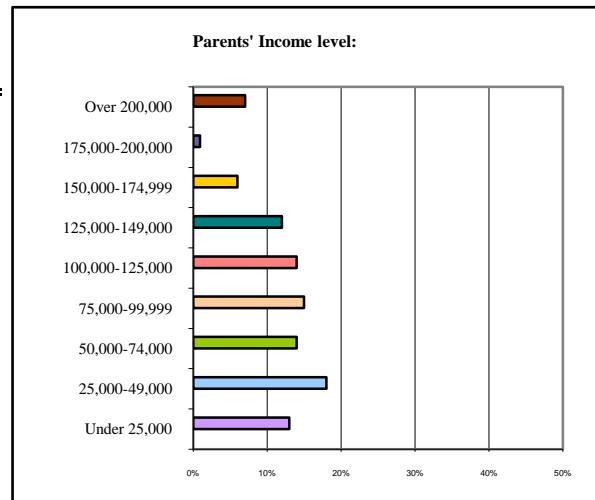
15. What is your mother's occupation?

Responses	N	%
Other working occupation	32	32%
Unemployed	18	18%
Managerial	12	11%
Professional	11	10%
Academic	10	9%
Small Business Owner	8	7%
Blue Collar	8	7%
Clerical	7	6%
Total	109	100%
Total Missing	3	



16. Parents' Income level:

Responses	N	%
Under 25,000	13	13%
25,000-49,000	19	18%
50,000-74,000	14	14%
75,000-99,999	15	15%
100,000-125,000	14	14%
125,000-149,000	12	12%
150,000-174,999	5	6%
175,000-200,000	1	1%
Over 200,000	6	7%
Total	109	100%
Total Missing	10	



17. What is your Race/Ethnic background?

Responses	N	%
Asian American/Asian	47	43%
Caucasian non-Hispanic/White	30	28%
Mexican American/Hispanic	13	12%
Pacific Islander	5	5%
African American/Black	3	2%
Other	11	10%
Total	109	100%

