

September 3, 2008

TO: Katie Dunlap
De Anza College Cross Cultural Partners Program (CCP)

FROM: Andrew LaManque, De Anza Research
Sharon Su, Student Assistant

SUBJECT: Cross Cultural Partners Survey, Spring 2008

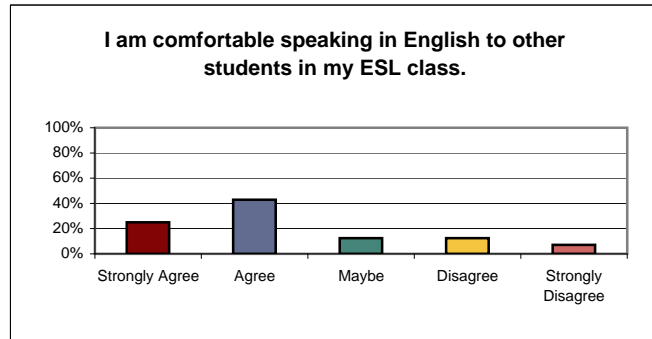
The CCP is a student-centered learning program for De Anza college students. CCP pairs students of different cultural backgrounds for one academic quarter to promote English conversations about cultural traditions, social customs and campus life. This survey was conducted on Spring 2008 with 57 ESL and 13 Non-ESL students.

- 10%~given% of ESL respondents selected Disagree or Strongly Disagree on any question, whereas no Non-ESL respondents selected Disagree or Strongly Disagree.
- 38% of the Non-ESL students had experience helping a foreign student understand US culture, while 69% of the students could start a conversation with a stranger from another country who speaks English.
- 82% of ESL students selected Strongly Agree or Agree to the question: “I understand what my ESL teacher says.”
- 46 ESL students out of 56 (or 82%) selected Strongly Agree or Agree to the question: “I understand what my ESL teacher says.”
- When it came to confidence of speaking in English, 19 out of 57 (or 30%) ESL students remained uncertain (chose Maybe).
- 48% of the ESL students answered Strongly Agree or Agree to the question: “I understand American culture.”

Cross Cultural Partners Survey, Spring 2008 (ESL)

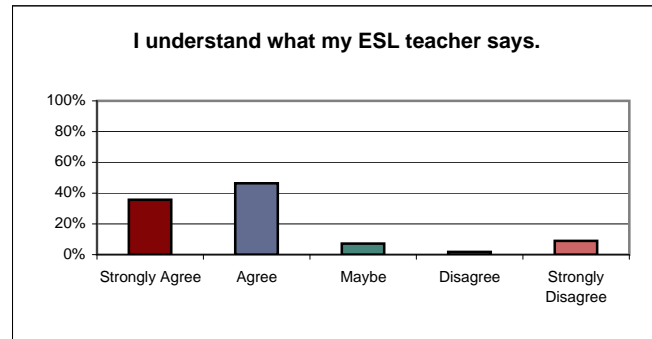
1. I am comfortable speaking in English to other students in my ESL class.

Response	Number	Percent
Strongly Agree	14	25%
Agree	24	43%
Maybe	7	13%
Disagree	7	13%
Strongly Disagree	4	7%
Total	56	100%



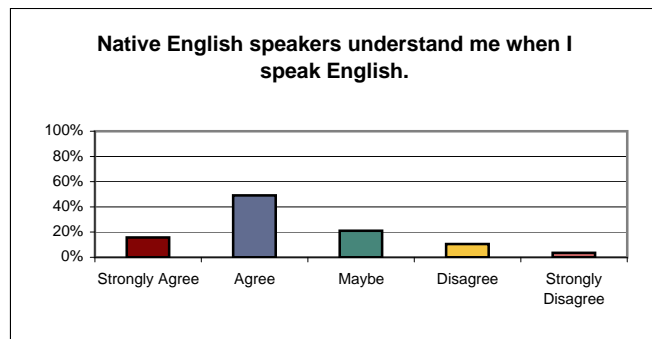
2. I understand what my ESL teacher says.

Response	Number	Percent
Strongly Agree	20	36%
Agree	26	46%
Maybe	4	7%
Disagree	1	2%
Strongly Disagree	5	9%
Total	56	100%



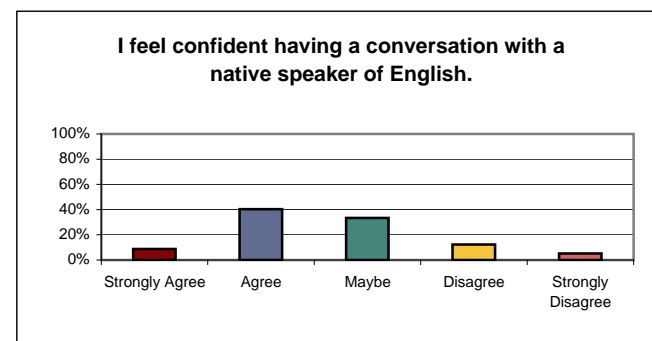
3. Native English speakers understand me when I speak English.

Response	Number	Percent
Strongly Agree	9	16%
Agree	28	49%
Maybe	12	21%
Disagree	6	11%
Strongly Disagree	2	4%
Total	57	100%



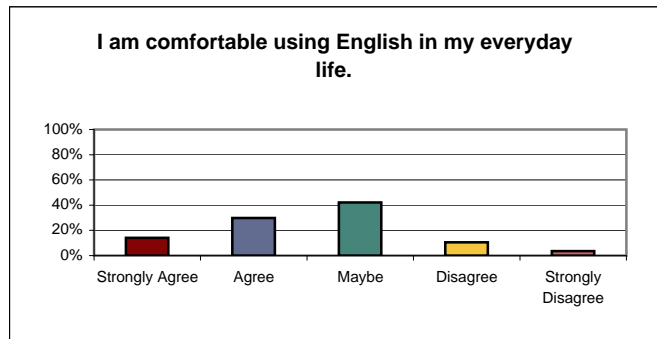
4. I feel confident having a conversation with a native speaker of English.

Response	Number	Percent
Strongly Agree	5	9%
Agree	23	40%
Maybe	19	33%
Disagree	7	12%
Strongly Disagree	3	5%
Total	57	100%



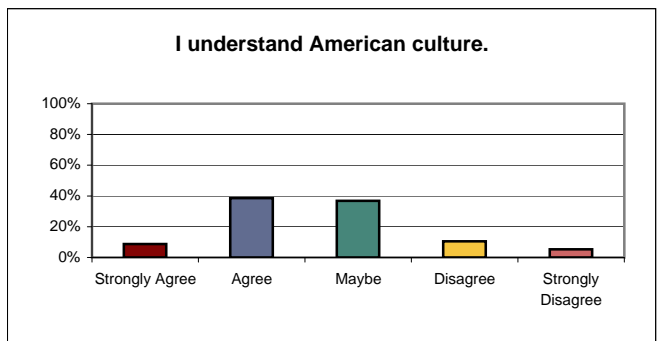
5. I am comfortable using English in my everyday life.

<u>Response</u>	<u>Number</u>	<u>Percent</u>
Strongly Agree	8	14%
Agree	17	30%
Maybe	24	42%
Disagree	6	11%
Strongly Disagree	2	4%
Total	57	100%



6. I understand American culture.

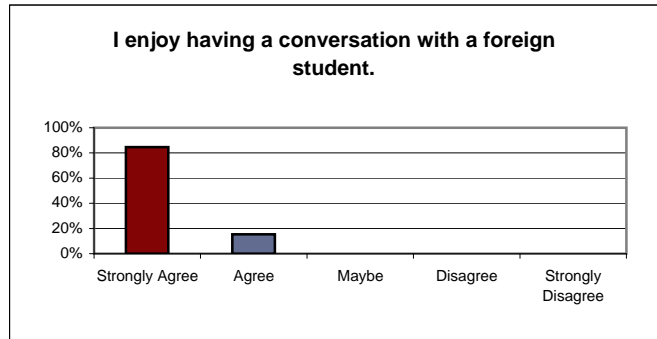
<u>Response</u>	<u>Number</u>	<u>Percent</u>
Strongly Agree	5	9%
Agree	22	39%
Maybe	21	37%
Disagree	6	11%
Strongly Disagree	3	5%
Total	57	100%



Cross Cultural Partners Survey, Spring 2008 (Non-ESL)

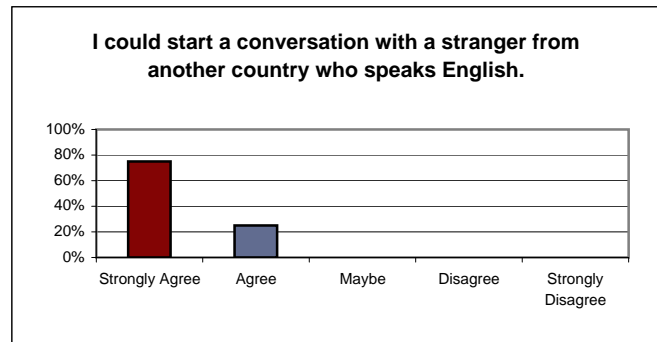
1. I enjoy having a conversation with a foreign student.

Response	Number	Percent
Strongly Agree	11	85%
Agree	2	15%
Maybe	0	0%
Disagree	0	0%
Strongly Disagree	0	0%
Total	13	100%



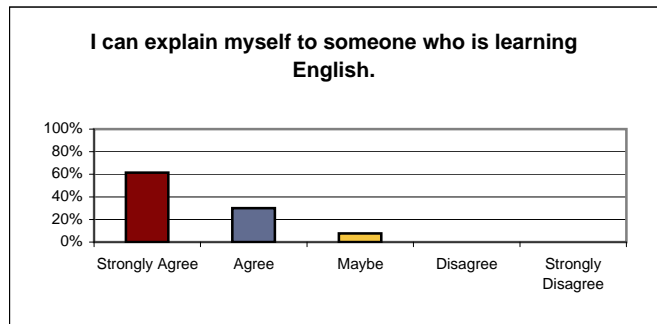
2. I could start a conversation with a stranger from another country who speaks English.

Response	Number	Percent
Strongly Agree	9	75%
Agree	3	25%
Maybe	0	0%
Disagree	0	0%
Strongly Disagree	0	0%
Total	12	100%



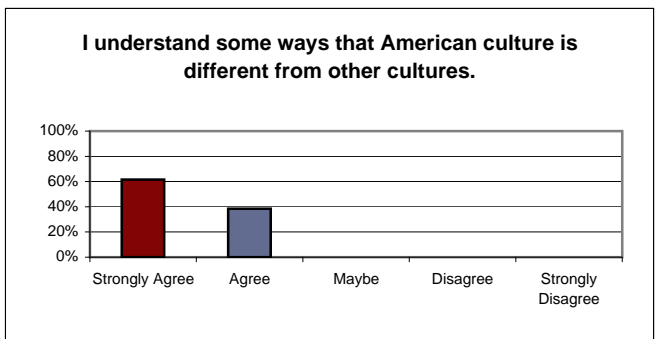
3. I can explain myself to someone who is learning English.

Response	Number	Percent
Strongly Agree	8	62%
Agree	4	30%
Maybe	1	8%
Disagree	0	0%
Strongly Disagree	0	0%
Total	13	100%



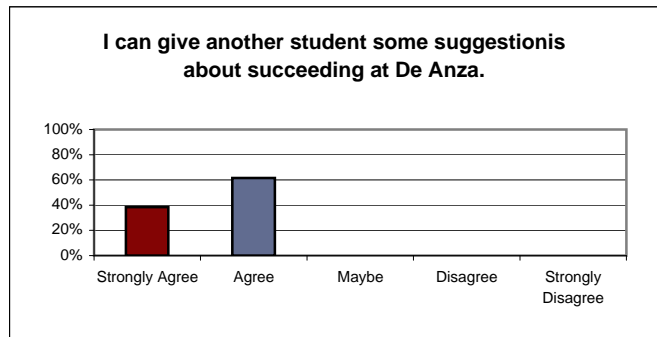
4. I understand some ways that American culture is different from other cultures.

Response	Number	Percent
Strongly Agree	8	62%
Agree	5	38%
Maybe	0	0%
Disagree	0	0%
Strongly Disagree	0	0%
Total	13	100%



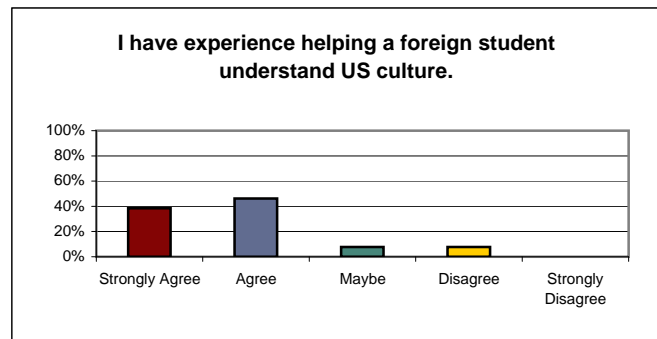
5. I can give another student some suggestions about succeeding at De Anza.

Response	Number	Percent
Strongly Agree	5	38%
Agree	8	62%
Maybe	0	0%
Disagree	0	0%
Strongly Disagree	0	0%
Total	13	100%



6. I have experience helping a foreign student understand US culture.

Response	Number	Percent
Strongly Agree	5	38%
Agree	6	46%
Maybe	1	8%
Disagree	1	8%
Strongly Disagree	0	0%
Total	13	100%



2008W
Enrolled ESL Courses

	Success		NonSuccess		Withdrew		Count	
	Grades	Percent	Grades	Percent	Grades	Percent	Grades	Percent
CCP N=162	358	86%	39	9%	20	5%	417	100%
Other N=1049	1,626	81%	218	11%	172	9%	2,016	100%