

April 13, 2009

TO: Jerry Rosenberg, Dean PSME Division

FROM: Andrew LaManque, De Anza Research
Caitlin Tiffany, Student Assistant

SUBJECT: EnableMath Survey, Winter 2009

A survey of EnableMath students was conducted at the end of the Winter quarter in 2009. A sample of 139 students completed the online survey. This is a much smaller sample than the Fall 2008 sample of 306 students, as well as the Winter 2008 sample of 291 students. The Fall 2008 data has been referenced where there was a significant change in trends.

Some EnableMath sections participated in the survey and others did not. The following sections participated in the survey. The percent of students that participated from each section out of the total number of participants in the survey as well as the response rate per class is included.

Section	Percent out of participants	Response rate per class
MATH114.01 Lo	2%	6%
MATH114.07 Logvinenko	1%	3%
MATH114.09 Leskinen	9%	30%
MATH114.12 Leskinen	3%	10%
MATH114.61 Abb	10%	36%
MATH114.62 Abb	8%	28%
MATH114.64 Trayer	25%	80%
MATH212.29 Nicoletti	2%	6%
MATH212.61 Sales	19%	70%
MATH212.62 Sales	21%	76%

EnableMath Sections that did not participate in the survey include:

MATH114.02 Lo
MATH210.25 Thaggert
MATH114.08 Logvinenko

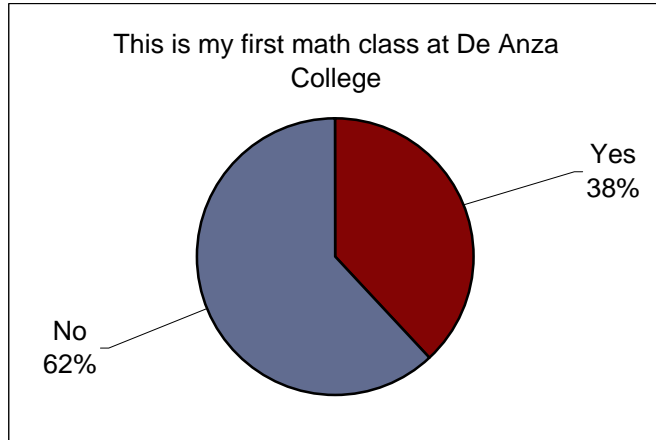
Important Highlights Include:

- 71% of students reported that this is their first math class using EnableMath and 38% of students reported that this is their first math class at De Anza College.
- 67% of students reported that they spent less than five hours on homework outside of class. This is down from 72% in Fall 2008.

- 59% of students “agreed” or “strongly agreed” that EnableMath helped them learn more math than they would have without the software. This is down from 72% in Fall 2008. This result differed based on the number of hours the student spent studying outside of class. 53% of students who spent less than 5 hours on homework outside of class “agreed” or “strongly agreed” that EnableMath helped them learn more math than they would have without the software. 69% of students who spent 5 or more hours on homework outside of class “agreed” or “strongly agreed” that EnableMath helped them learn more math than they would have without the software.
- 54% of students “agreed” or “strongly agreed” that EnableMath helped improve their grade. This is down from 76% in Fall 2008. This differed by the grade the student expected to get in the class. 59% of those who reported that they expected to get an A in the class “agreed” or “strongly agreed” that EnableMath helped improve their grade. 62% of those who expected a B “agreed” or “strongly agreed” that EnableMath helped improve their grade, and only 31% of those who expected to receive a C “agreed” or “strongly agreed” that EnableMath helped improve their grade.
- 66% of students “agreed” or “strongly agreed” that they would take another EnableMath class and that they would recommend EnableMath to another student. This is down from 78% and 80% respectively.
- 61% of students “agreed or “strongly agreed” that taking the CSI was worth their time. This response is down from 68% in Fall 2008.
- 61% of students “agreed” or “strongly agreed” that as a result of the CSI and the counselor presentation they were more likely to take advantage of college services. This is down from 71% in Fall 2008.
- 43% of students “agreed” or “strongly agreed” that the feedback on the CSI helped them to do better in the class. This is down from 49% in Fall 2008. This result differed with regards to the number of hours the student spent on homework outside of class. 34% of those who spent less than 5 hours on homework outside of class “agreed” or “strongly agreed” that the feedback on the CSI helped them to do better in the class, whereas 55% of students who spent more than 5 hours on homework outside of class “agreed” or “strongly agreed” that the feedback on the CSI helped them to do better in the class.

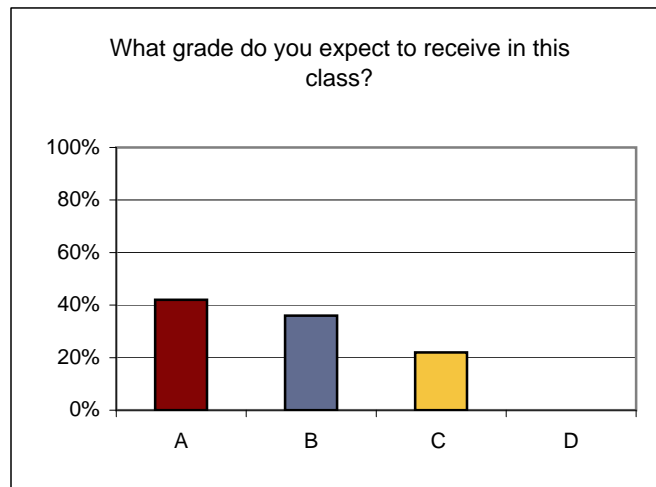
2. This is my first math class at De Anza College

Response	Number	Percent
Yes	52	38%
No	84	62%
Total Responses	136	100%



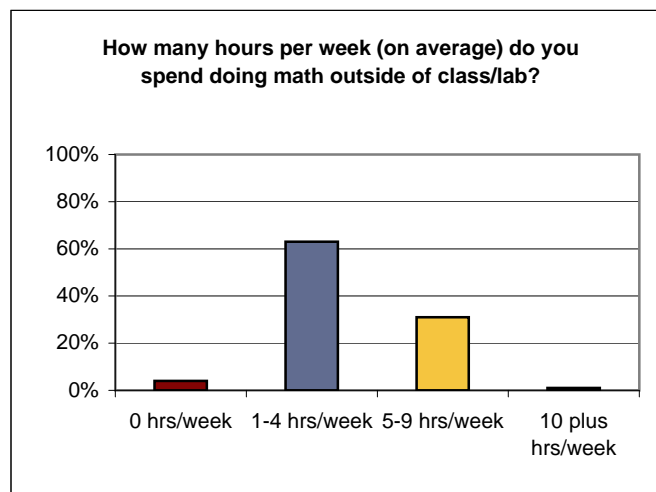
3. What grade do you expect to receive in this class?

Response	Number	Percent
A	57	42%
B	49	36%
C	29	22%
D	0	0%
Total Responses	135	100%



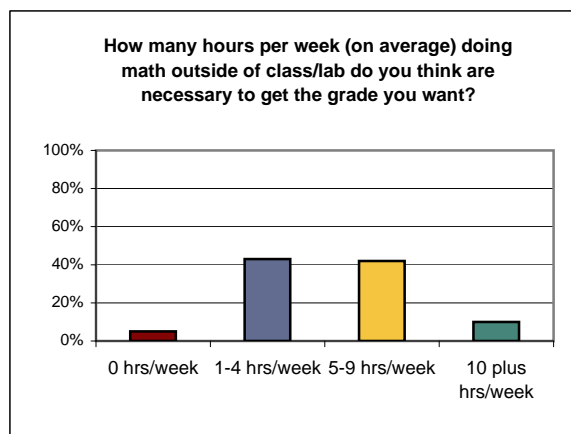
4. How many hours per week (on average) do you spend doing math outside of class/lab?

Response	Number	Percent
0 hrs/week	6	4%
1-4 hrs/week	86	63%
5-9 hrs/week	43	31%
10 plus hrs/week	2	1%
Total Responses	137	100%



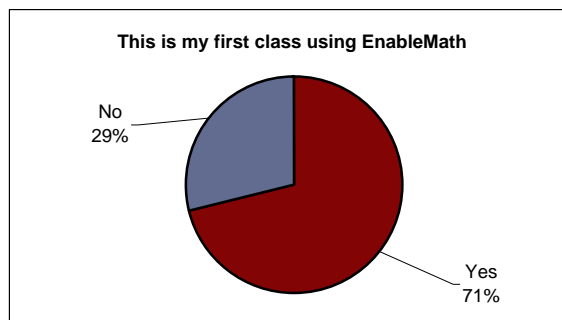
5. How many hours per week (on average) doing math outside of class/lab do you think are necessary to get the grade you want?

Response	Number	Percent
0 hrs/week	7	5%
1-4 hrs/week	59	43%
5-9 hrs/week	57	42%
10 plus hrs/week	14	10%
Total Responses	137	100%



6. This is my first class using EnableMath

Response	Number	Percent
Yes	98	71%
No	40	29%
Total Responses	138	100%



Please rate your experience with EnableMath software this semester

	Strongly Agree		Agree		Disagree		Strongly Disagree		Total	
	N	%	N	%	N	%	N	%	N	%
I felt more engaged using EnableMath software	32	23%	65	47%	27	19%	15	11%	139	100%
EnableMath helped me to learn more math than I would have without the software	24	17%	58	42%	38	28%	18	13%	138	100%
EnableMath helped to improve my grade	26	19%	49	35%	47	34%	17	12%	139	100%
I learned some facts from EnableMath that were not presented in the lecture.	14	10%	38	28%	55	40%	31	22%	138	100%
I would take another math class with EnableMath	35	25%	56	41%	27	20%	20	14%	138	100%
I would recommend the EnableMath program to other students	38	28%	52	38%	29	21%	19	14%	138	100%

Please rate your experience with the Noel Levitz college Student Inventory Survey conducted at the beginning of the term

	N	%	N	%	N	%	N	%	N	%
Completing the CSI was worth my time	20	15%	62	46%	37	27%	16	12%	135	100%
I learned something about myself while completing the CSI that will help me meet my goals at De Anza	16	12%	59	44%	45	33%	15	11%	135	100%
As a result of the CSI and the counselor presentation I am more likely to take advantage of college services	15	11%	67	50%	42	31%	11	8%	135	100%
I went to see a counselor with questions as a result of the CSI	15	11%	27	20%	72	53%	22	16%	136	100%
The feedback from the CSI helped me to do better in the class	8	6%	50	37%	59	43%	19	14%	136	100%

EnableMath End of Class Survey, Winter 2009, De Anza Research

	0 hrs/week outside class		1-4 hrs/week outside class		5-9 hrs/week outside class		10 plus hrs/week outside class		Total Responses	
	N	%	N	%	N	%	N	%	N	%
How many hours per week do you spend doing math outside of the regular class/lab time?	6	4%	86	63%	43	31%	2	1%	137	100%
How many hours per week (on average) doing math outside of class/lab do you think are necessary to get the grade you want?	7	5%	59	43%	57	42%	14	10%	137	100%

	Yes		No		Total Responses	
	N	%	N	%	N	%
This is my first math class at De Anza College	52	38%	84	62%	136	100%
This is my first class using EnableMath	98	71%	40	29%	138	100%

Expect an A in the class	Expect a B in the class	Expect a C in the class	Total	Responses	5+ hours homework		Less than 5 hrs homework		Total Responses				
					N	%	N	%	N	%			
57	42%	49	36%	29	22%	135	100%	45	33%	92	67%	137	100%

	Strongly Agree		Agree		Disagree		Strongly Disagree		Total Responses	
	N	%	N	%	N	%	N	%	N	%
I feel more engaged using EnableMath software	32	23%	65	47%	27	19%	15	11%	139	100%
EnableMath helped me learn more math than I would have without the software	24	17%	58	42%	38	28%	18	13%	138	100%
EnableMath helped to improve my grade	26	19%	49	35%	47	34%	17	12%	139	100%
I learned some facts from EnableMath that were not presented in the lecture	14	10%	38	28%	55	40%	31	22%	138	100%
I would take another math class with EnableMath	35	25%	56	41%	27	20%	20	14%	138	100%
I would recommend the EnableMath program to other students	38	28%	52	38%	29	21%	19	14%	138	100%
Completing the CSI was worth my time	20	15%	62	46%	37	27%	16	12%	135	100%
I learned something about myself while completing the CSI that will help me meet my goals at De Anza	16	12%	59	44%	45	33%	15	11%	135	100%
As a result of the CSI and the counselor presentation I am more likely to take advantage of college services	15	11%	67	50%	42	31%	11	8%	135	100%
I went to see a counselor with questions as a result of the CSI	15	11%	27	20%	72	53%	22	16%	136	100%
The feedback on the CSI helped me to do better in the class	8	6%	50	37%	59	43%	19	14%	136	100%

The following section sorts the results by the students' response to the grade they expect to receive in the class

EnableMath End of Class Survey, Winter 2009, De Anza Research

Expect an A in the Class

	0 hrs/week outside class		1-4 hrs/week outside class		5-9 hrs/week outside class		10 plus hrs/week outside class		Total Responses	
	N	%	N	%	N	%	N	%	N	%
How many hours per week do you spend doing math outside of the regular class/lab time?	1	2%	39	68%	16	28%	1	2%	57	100%
How many hours per week (on average) doing math outside of class/lab do you think are necessary to get the grade you want?	1	2%	30	53%	23	40%	3	5%	57	100%

	Yes		No		Total Responses	
	N	%	N	%	N	%
This is my first math class at De Anza College	27	48%	29	52%	56	100%
This is my first class using EnableMath	45	79%	12	21%	57	100%

Expect an A in the class	Total		5+ hours homework		Less than 5 hrs homework		Total Responses	
	N	%	N	%	N	%	N	%
	57	100%	17	30%	40	70%	57	100%

	Strongly Agree		Agree		Disagree		Strongly Disagree		Total Responses	
	N	%	N	%	N	%	N	%	N	%
I feel more engaged using EnableMath software	14	25%	28	49%	11	19%	4	7%	57	100%
EnableMath helped me learn more math than I would have without the software	9	16%	28	49%	14	25%	6	11%	57	100%
EnableMath helped to improve my grade	11	19%	23	40%	18	32%	5	9%	57	100%
I learned some facts from EnableMath that were not presented in the lecture	3	5%	18	32%	23	40%	13	23%	57	100%
I would take another math class with EnableMath	16	29%	21	38%	12	21%	7	13%	56	100%
I would recommend the EnableMath program to other students	17	30%	22	39%	11	20%	6	11%	56	100%
Completing the CSI was worth my time	7	12%	29	51%	14	25%	7	12%	57	100%
I learned something about myself while completing the CSI that will help me meet my goals at De Anza	5	9%	28	49%	18	32%	6	11%	57	100%
As a result of the CSI and the counselor presentation I am more likely to take advantage of college services	7	12%	30	53%	15	26%	5	9%	57	100%
I went to see a counselor with questions as a result of the CSI	7	12%	13	23%	27	47%	10	18%	57	100%
The feedback on the CSI helped me to do better in the class	1	2%	25	44%	22	39%	9	16%	57	100%

EnableMath End of Class Survey, Winter 2009, De Anza Research

Expect a B in the Class

	0 hrs/week outside class		1-4 hrs/week outside class		5-9 hrs/week outside class		10 plus hrs/week outside class		Total Responses	
	N	%	N	%	N	%	N	%	N	%
How many hours per week do you spend doing math outside of the regular class/lab time?	3	6%	28	57%	17	35%	1	2%	49	100%
How many hours per week (on average) doing math outside of class/lab do you think are necessary to get the grade you want?	4	8%	20	42%	19	40%	5	10%	48	100%

	Yes		No		Total Responses	
	N	%	N	%	N	%
This is my first math class at De Anza College	18	47%	30	79%	38	100%
This is my first class using EnableMath	35	71%	14	29%	49	100%

Expect a B in the class	Total		5+ hours homework		Less than 5 hrs homework		Total Responses			
	N	%	N	%	N	%	N	%		
	49	100%	49	100%	18	37%	31	63%	49	100%

	Strongly Agree		Agree		Disagree		Strongly Disagree		Total Responses	
	N	%	N	%	N	%	N	%	N	%
I feel more engaged using EnableMath software	17	35%	16	33%	12	24%	4	8%	49	100%
EnableMath helped me learn more math than I would have without the software	12	25%	16	33%	15	31%	5	10%	48	100%
EnableMath helped to improve my grade	13	27%	17	35%	13	27%	6	12%	49	100%
I learned some facts from EnableMath that were not presented in the lecture	8	17%	11	23%	16	33%	13	27%	48	100%
I would take another math class with EnableMath	15	31%	18	37%	9	18%	7	14%	49	100%
I would recommend the EnableMath program to other students	16	33%	15	31%	11	22%	7	14%	49	100%
Completing the CSI was worth my time	6	12%	21	43%	17	35%	5	10%	49	100%
I learned something about myself while completing the CSI that will help me meet my goals at De Anza	6	12%	19	39%	19	39%	5	10%	49	100%
As a result of the CSI and the counselor presentation I am more likely to take advantage of college services	2	4%	24	49%	19	39%	4	8%	49	100%
I went to see a counselor with questions as a result of the CSI	3	6%	8	16%	30	61%	8	16%	49	100%
The feedback on the CSI helped me to do better in the class	3	6%	15	31%	26	53%	5	10%	49	100%

EnableMath End of Class Survey, Winter 2009, De Anza Research

Expect a C in the Class

	0 hrs/week outside class		1-4 hrs/week outside class		5-9 hrs/week outside class		10 plus hrs/week outside class		Total Responses	
	N	%	N	%	N	%	N	%	N	%
How many hours per week do you spend doing math outside of the regular class/lab time?	2	7%	17	59%	10	34%	0	0%	29	100%
How many hours per week (on average) doing math outside of class/lab do you think are necessary to get the grade you want?	2	7%	7	24%	15	52%	5	17%	29	100%

	Yes		No		Total Responses	
	N	%	N	%	N	%
This is my first math class at De Anza College	6	21%	23	79%	29	100%
This is my first class using EnableMath	16	55%	13	45%	29	100%

Expect a C in the class	Total		5+ hours homework		Less than 5 hrs homework		Total Responses			
	N	%	N	%	N	%	N	%		
	29	100%	29	100%	10	34%	19	66%	29	100%

	Strongly Agree		Agree		Disagree		Strongly Disagree		Total Responses	
	N	%	N	%	N	%	N	%	N	%
I feel more engaged using EnableMath software	0	0%	19	66%	4	14%	6	21%	29	100%
EnableMath helped me learn more math than I would have without the software	2	7%	13	45%	8	28%	6	21%	29	100%
EnableMath helped to improve my grade	2	7%	7	24%	15	52%	5	17%	29	100%
I learned some facts from EnableMath that were not presented in the lecture	3	10%	7	24%	14	48%	5	17%	29	100%
I would take another math class with EnableMath	3	10%	15	52%	6	21%	5	17%	29	100%
I would recommend the EnableMath program to other students	4	14%	13	45%	7	24%	5	17%	29	100%
Completing the CSI was worth my time	6	24%	10	40%	6	24%	3	12%	25	100%
I learned something about myself while completing the CSI that will help me meet my goals at De Anza	4	16%	10	40%	8	32%	3	12%	25	100%
As a result of the CSI and the counselor presentation I am more likely to take advantage of college services	6	24%	10	40%	8	32%	1	4%	25	100%
I went to see a counselor with questions as a result of the CSI	4	15%	5	19%	14	54%	3	12%	26	100%
The feedback on the CSI helped me to do better in the class	4	15%	7	27%	11	42%	4	15%	26	100%

The following section sorts the results by the students' response to the number of hours spent outside the class on homework

EnableMath End of Class Survey, Winter 2009, De Anza Research

Less than 5 hrs homework

	0 hrs/week outside class		1-4 hrs/week outside class		5-9 hrs/week outside class		10 plus hrs/week outside class		Total Responses	
	N	%	N	%	N	%	N	%	N	%
How many hours per week do you spend doing math outside of the regular class/lab time?	6	7%	86	93%					92	100%
How many hours per week (on average) doing math outside of class/lab do you think are necessary to get the grade you want?	7	8%	58	64%	26	29%	0	0%	91	100%

	Yes		No		Total Responses	
	N	%	N	%	N	%
This is my first math class at De Anza College	35	38%	56	62%	91	100%
This is my first class using EnableMath	63	68%	29	32%	92	100%

Expect an A in the class	Expect a B in the class	Expect a C in the class	Total N	Responses %	Less than 5 hrs homework				
					N	%	N	%	
40	44%	31	34%	19	21%	90	100%	92	100%

	Strongly Agree		Agree		Disagree		Strongly Disagree		Total Responses	
	N	%	N	%	N	%	N	%	N	%
I feel more engaged using EnableMath software	22	24%	43	47%	18	20%	9	10%	92	100%
EnableMath helped me learn more math than I would have without the software	15	16%	34	37%	30	33%	12	13%	91	100%
EnableMath helped to improve my grade	16	17%	31	34%	33	36%	12	13%	92	100%
I learned some facts from EnableMath that were not presented in the lecture	9	10%	22	24%	35	38%	25	27%	91	100%
I would take another math class with EnableMath	23	25%	37	41%	16	18%	15	16%	91	100%
I would recommend the EnableMath program to other students	24	26%	34	37%	20	22%	13	14%	91	100%
Completing the CSI was worth my time	13	15%	40	45%	24	27%	11	13%	88	100%
I learned something about myself while completing the CSI that will help me meet my goals at De Anza	9	10%	34	39%	36	41%	9	10%	88	100%
As a result of the CSI and the counselor presentation I am more likely to take advantage of college services	6	7%	41	47%	34	39%	7	8%	88	100%
I went to see a counselor with questions as a result of the CSI	9	10%	16	18%	50	56%	14	16%	89	100%
The feedback on the CSI helped me to do better in the class	3	3%	28	31%	44	49%	14	16%	89	100%

EnableMath End of Class Survey, Winter 2009, De Anza Research

5 + hrs homework

	0 hrs/week outside class		1-4 hrs/week outside class		5-9 hrs/week outside class		10 plus hrs/week outside class		Total Responses	
	N	%	N	%	N	%	N	%	N	%
How many hours per week do you spend doing math outside of the regular class/lab time?					43	96%	2	4%	45	100%
How many hours per week (on average) doing math outside of class/lab do you think are necessary to get the grade you want?	0	0%	1	2%	31	69%	13	29%	45	100%

	Yes		No		Total Responses	
	N	%	N	%	N	%
This is my first math class at De Anza College	17	39%	27	61%	44	100%
This is my first class using EnableMath	34	76%	11	24%	45	100%

Expect an A in the class	Expect a B in the class	Expect a C in the class	Total N	Responses %	5+ hours homework				
					N	%	N	%	
17	38%	18	40%	10	22%	45	100%	45	100%

	Strongly Agree		Agree		Disagree		Strongly Disagree		Total Responses	
	N	%	N	%	N	%	N	%	N	%
I feel more engaged using EnableMath software	9	20%	21	47%	9	20%	6	13%	45	100%
EnableMath helped me learn more math than I would have without the software	8	18%	23	51%	8	18%	6	13%	45	100%
EnableMath helped to improve my grade	10	22%	16	36%	14	31%	5	11%	45	100%
I learned some facts from EnableMath that were not presented in the lecture	5	11%	14	31%	20	44%	6	13%	45	100%
I would take another math class with EnableMath	11	24%	18	40%	11	24%	5	11%	45	100%
I would recommend the EnableMath program to other students	13	29%	17	38%	9	20%	5	11%	45	100%
Completing the CSI was worth my time	6	13%	21	47%	13	29%	5	11%	45	100%
I learned something about myself while completing the CSI that will help me meet my goals at De Anza	7	16%	23	51%	9	20%	6	13%	45	100%
As a result of the CSI and the counselor presentation I am more likely to take advantage of college services	9	20%	24	53%	8	18%	4	9%	45	100%
I went to see a counselor with questions as a result of the CSI	5	11%	10	22%	22	49%	8	18%	45	100%
The feedback on the CSI helped me to do better in the class	5	11%	20	44%	15	33%	5	11%	45	100%