

Language Arts Survey of Dropped Students, Spring 2008

20-Aug-08

Which of these classes did you drop last quarter?

	Number	Percent
English Writing 1A, 1B, 1C or 2	38	40%
Speech (any course)	14	15%
Literature (any course)	10	11%
English Writing 100	8	8%
ESL 172 or 173	7	7%
ESL 223-264	6	6%
Journalism (any course)	3	3%
Reading 100	3	3%
Technical Writing (any course)	2	2%
Reading 200	1	1%
ESL 5 or 6	1	1%
English Writing 200	1	1%
ESL 210, 211, 213 or 216	1	1%
Total Responses - 82 Respondents	95	100%

Which of these was the MAIN reason you dropped a class last quarter?

	Number	Percent
Other (please describe)	38	32%
Too much homework	16	13%
Work conflict	13	11%
Didn't connect with the teacher	12	10%
Didn't like the class activities	11	9%
Took too many classes	9	8%
Money	6	5%
Classroom was physically uncomfortable	5	4%
Family needed my time	5	4%
Health issues	3	3%
Not interested in the course topics	2	2%
Total Responses	120	100%

Did you use any of these resources to try to resolve the issue you described?

	Number	Percent
none	50	31%
Your teacher	28	17%
Classmates	23	14%
A counselor	18	11%
Tutorial Center	13	8%
Writing and Reading Center (WRC)	8	5%
Financial Aid	8	5%
Disabled Student Services	5	3%
An off-campus tutor	3	2%
Transfer Center	3	2%
Health Services	2	1%
Career Center	1	1%
Total Responses - 100 Respondents	162	100%

Check any of these programs you have been involved in:

	Number	Percent
None	57	47%
Student clubs	18	15%
Math Performance Success Program	9	7%
Learning in Communities (LinC)	7	6%
De Anza Associated Student Body	7	6%
Honors Program	7	6%
International Students Office	6	5%
First-Year Experience	5	4%
Renew	5	4%
Puente Project	1	1%
Total Responses - 100 Respondents	122	100%

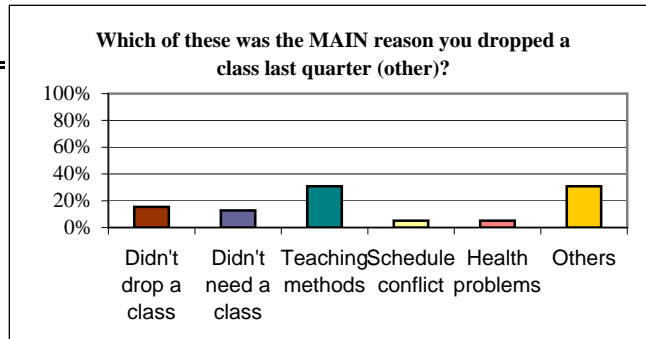
How do you describe your ethnicity?

	Yes	NO	Total		Number	Percent
	Numbr	Percen	Numbr	Percen	Numbr	Percen
Did you attend Counseling 100 (orientation to De Anza College)?	67	63%	39	37%	106	100%
Are you taking classes at De Anza now?	81	72%	32	28%	113	100%
Are you the first person in your family to go to college?	44	39%	69	61%	113	100%
Is this your first year at De Anza College?	41	37%	71	63%	112	100%
Would you like us to contact you if we know about resources on campus that would address the concerns you have raised here?	39	36%	70	64%	109	100%
					Chinese	30 28%
					European (White)	19 18%
					Hispanic / Latino / Latina	17 16%
					Not listed above	11 10%
					Vietnamese	10 9%
					Asian Indian	6 6%
					Filipino	4 4%
					African American	3 3%
					Pacific Islander	2 2%
					Middle Eastern	2 2%
					Multi Ethnic	2 2%
					Native American	1 1%
					Total Responses	107 100%

De Anza College Language Arts Survey of Dropped Students, Spring 2008  
Group Text Responses

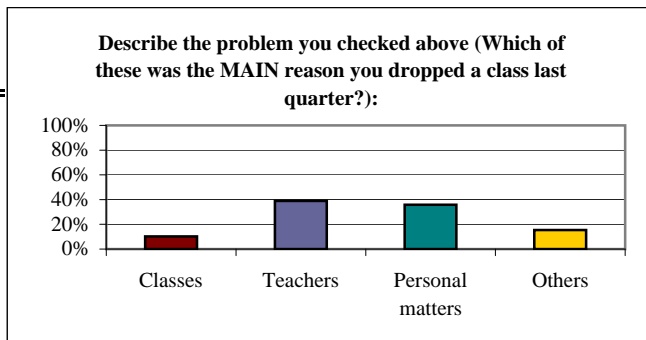
2. Which of these was the MAIN reason you dropped a class last quarter?: "other (please describe)"

Response	Number	Percent
Didn't drop a class	6	15%
Didn't need a class	5	13%
Teaching methods	12	31%
Schedule conflict	2	5%
Health problems	2	5%
Others	12	31%
Total	39	100%



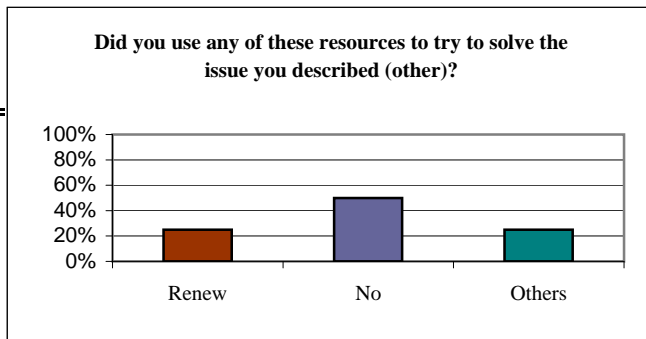
3. Describe the problem you checked above (Which of these was the MAIN reason you dropped a class last quarter?):

Response	Number	Percent
Classes	4	10%
Teachers	15	39%
Personal matters	14	36%
Others	6	15%
Total	39	100%



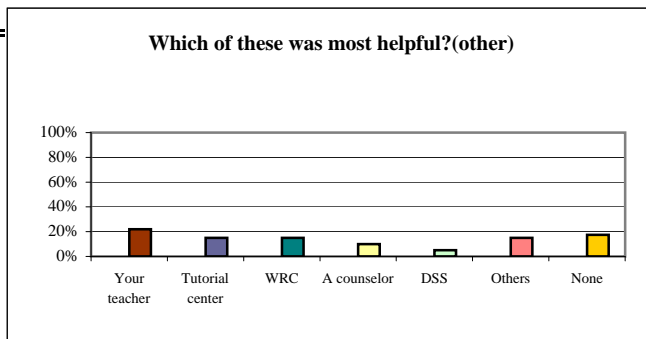
4. Did you use any of these resources to try to resolve the issue you described?: "other (please describe)"

Response	Number	Percent
Renew	1	25%
No	2	50%
Others	1	25%
Total	4	100%



5. Which of these was most helpful? (Other)

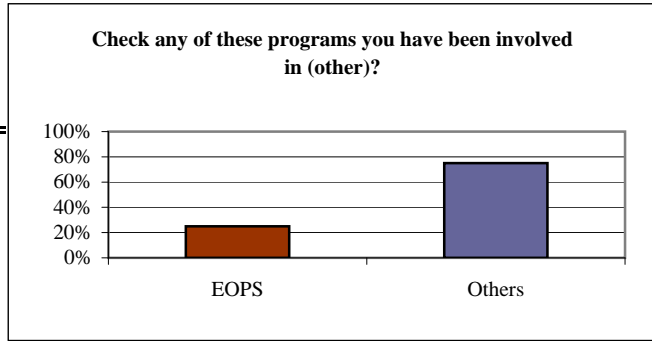
Response	Number	Percent
Your teacher	9	22%
Tutorial center	6	15%
WRC	6	15%
A counselor	4	10%
DSS	2	5%
Others	6	15%
None	7	18%
Total	40	100%



De Anza College Language Arts Survey of Dropped Students, Spring 2008  
Group Text Responses

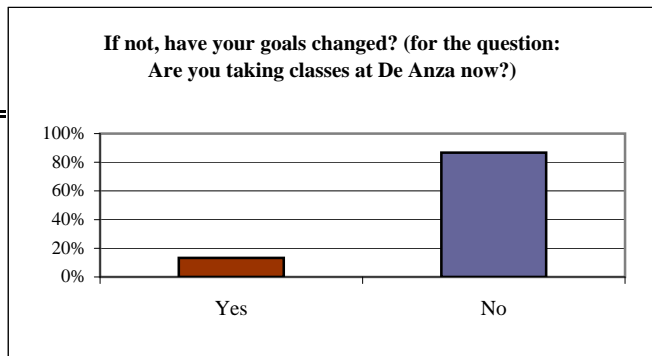
6. Check any of these programs you have been involved in: "other (please describe)"

Response	Number	Percent
EOPS	1	25%
Others	3	75%
Total	4	100%




8a. If not, have your goals changed? (for the question: Are you taking classes at De Anza now?)

Response	Number	Percent
Yes	2	13%
No	13	87%
Total	15	100%



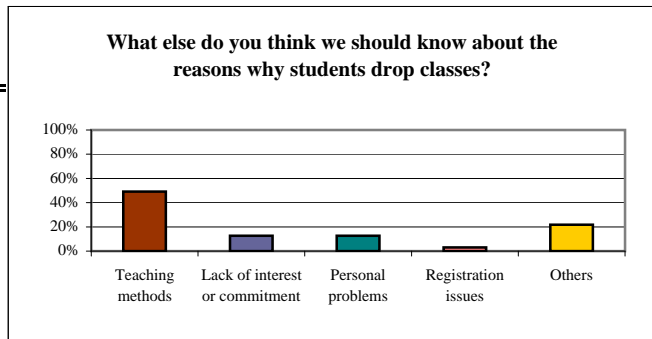
8b. If yes, how have you resolved the issue you described in question 2? (for the question: Are you taking classes at De Anza now?)

Response	Number	Percent
Talked with a counselor	1	25%
Passed a class	1	25%
Take a class later	1	25%
Schedule my classes on weekends	1	25%
Total	4	100%



9a. What else do you think we should know about the reasons why students drop classes?

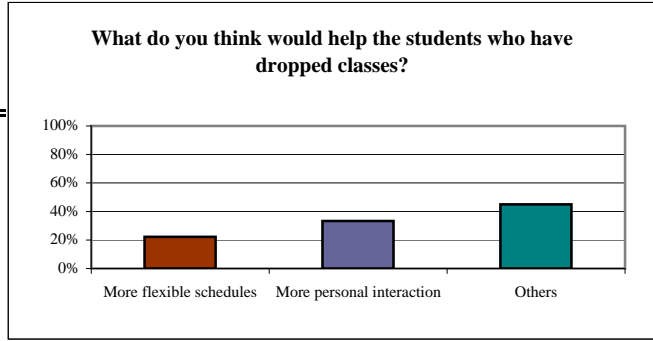
Response	Number	Percent
Teaching methods	27	49%
Lack of interest or commitment	7	13%
Personal problems	7	13%
Registration issues	2	3%
Others	12	22%
Total	55	100%



De Anza College Language Arts Survey of Dropped Students, Spring 2008  
Group Text Responses

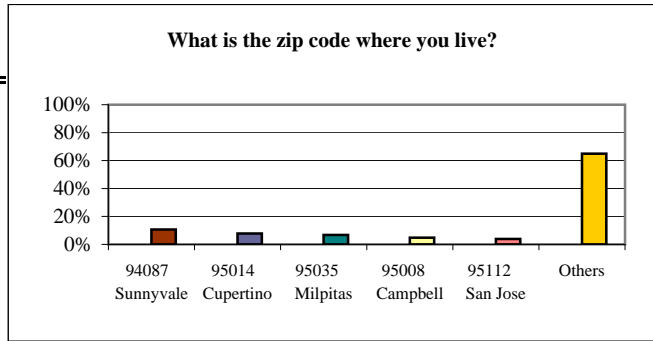
9b. What do you think would help the students who have dropped classes?

Response	Number	Percent
More flexible schedules	4	22%
More personal interaction	6	33%
Others	8	45%
Total	18	100%



12. What is the zip code where you live?

Response	Number	Percent
94087 Sunnyvale	11	11%
95014 Cupertino	8	8%
95035 Milpitas	7	7%
95008 Campbell	5	5%
95112 San Jose	4	4%
Others	68	65%
Total	103	100%



13. How do you describe your ethnicity? (not listed above)

Response	Number	Percent
Korean	3	23%
Japanese	2	16%
Others	8	61%
Total	13	100%

