

De Anza College Office of Institutional Research and Planning

To: Matt Abrahams and Anu Khana, LinC Program Coordinators

From: Mallory Newell, De Anza Research
John Pham, Student Assistant

Date: 4/16/2012

Subject: LinC Survey, Winter 2012

A survey of LinC program students was conducted at the end of the Winter quarter in 2012. The survey was distributed to all students enrolled in a LinC course which resulted in 140 valid respondents. All sections of the LinC program were given the opportunity to participate in the survey.

The sections that chose to participate include:

CLP 70
ESL 262
ESL 263
EWRT 1A
LART 200
LART 211
PSYC 001
SPCH 10

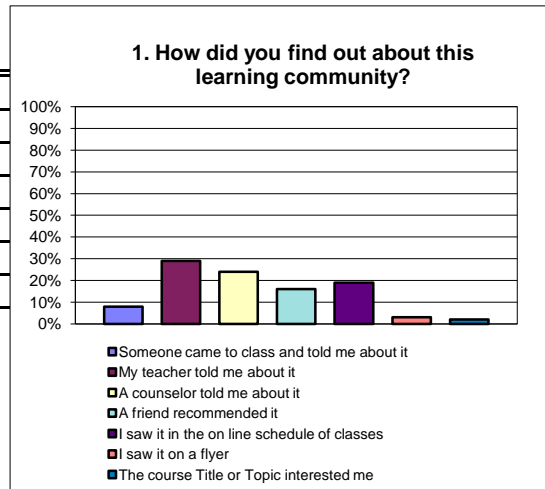
Important Highlights Include:

- 96% of respondents replied 'yes' when asked if they would recommend this learning community to a friend or family.
- 92% of respondents felt that the quality of their relationships with their teachers were 'very friendly, supportive, and helpful' or 'friendly, supportive, and helpful.'
- 89% of respondents replied that they 'very often' or 'often' worked with classmates during class.
- 88% of respondents replied that the quality of their relationships with their classmates were 'very friendly, supportive, and helpful' or 'friendly, supportive, and helpful.'
- 81% of respondents said that during this quarter they 'very often' or 'often' felt that their writing was more effective and clear.
- 73% of respondents felt that their overall educational experience in this learning community was 'excellent' or 'very good.'

De Anza College Learning in Communities Survey, Winter 2012

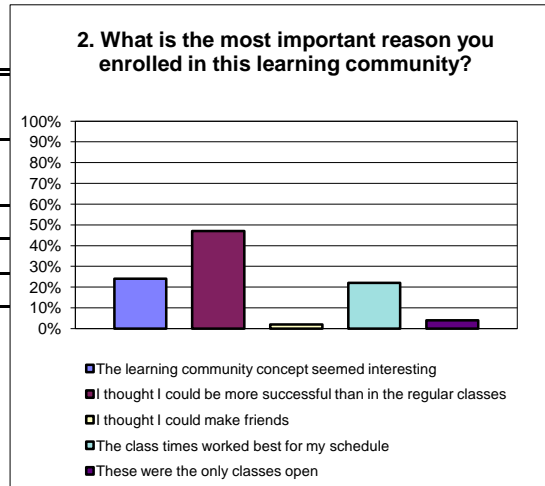
1. How did you find out about this learning community?

Response	N	%
Someone came to class and told me about it	11	8%
My teacher told me about it	40	29%
A counselor told me about it	33	24%
A friend recommended it	22	16%
I saw it in the on line schedule of classes	27	19%
I saw it on a flyer	4	3%
The course Title or Topic interested me	3	2%
Total	140	100%



2. What is the most important reason you enrolled in this learning community?

Response	N	%
The learning community concept seemed interesting	34	24%
I thought I could be more successful than in the regular classes	66	47%
I thought I could make friends	3	2%
The class times worked best for my	31	22%
These were the only classes open	6	4%
Total	140	100%



De Anza College Learning in Communities Survey, Winter 2012


In this learning community, how often have you done items #3-16?

Please rate your experiences using the following scale:

- 1 = Never
- 2 = Rarely / Hardly ever
- 3 = Sometimes
- 4 = Often
- 5 = Very often

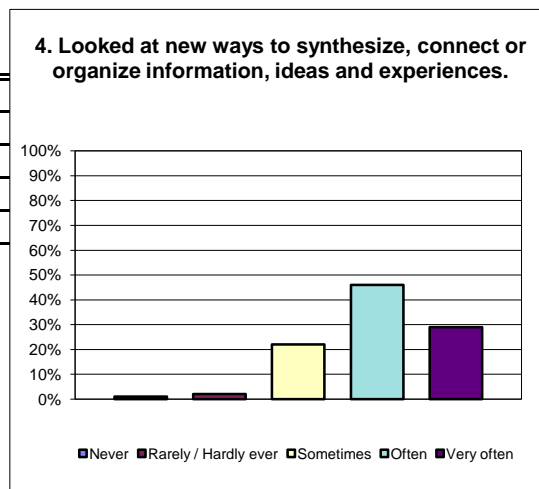
3. Connected and integrated ideas, concepts or skills from the different classes in the learning community when discussing material and doing assignments.

Response	N	%
Never	3	2%
Rarely / Hardly ever	5	4%
Sometimes	37	27%
Often	57	41%
Very often	37	27%
Total	139	100%



4. Looked at new ways to synthesize, connect or organize information, ideas and experiences.

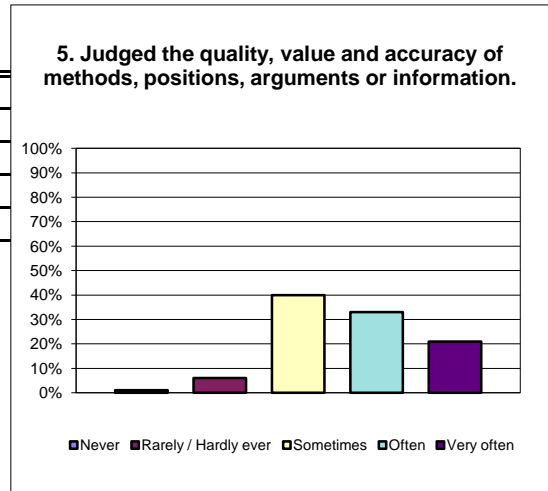
Response	N	%
Never	1	1%
Rarely / Hardly ever	3	2%
Sometimes	31	22%
Often	64	46%
Very often	41	29%
Total	140	100%



De Anza College Learning in Communities Survey, Winter 2012

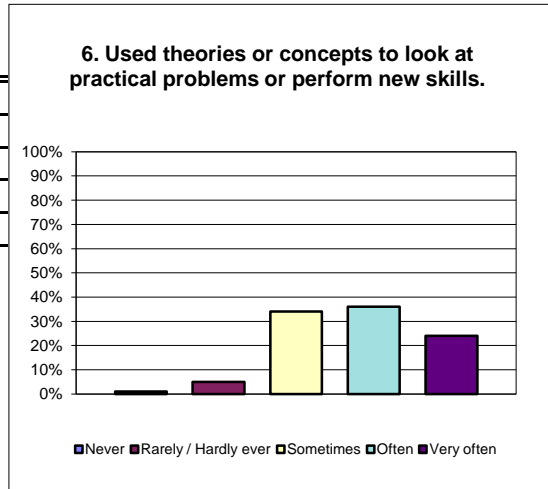
5. Judged the quality, value and accuracy of methods, positions, arguments or information.

Response	N	%
Never	1	1%
Rarely / Hardly ever	8	6%
Sometimes	55	40%
Often	45	33%
Very often	29	21%
Total	138	100%



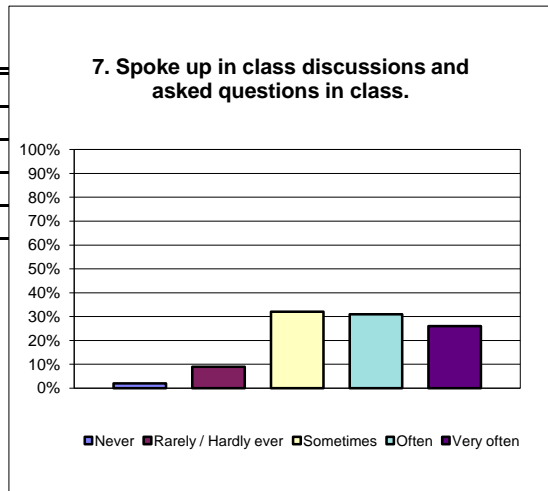
6. Used theories or concepts to look at practical problems or perform new skills.

Response	N	%
Never	2	1%
Rarely / Hardly ever	7	5%
Sometimes	47	34%
Often	50	36%
Very often	33	24%
Total	139	100%



7. Spoke up in class discussions and asked questions in class.

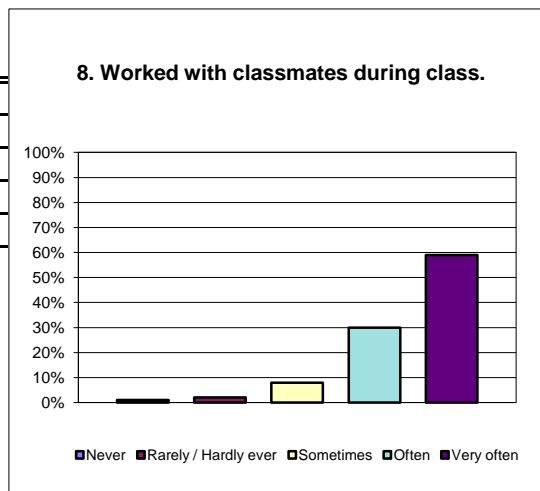
Response	N	%
Never	3	2%
Rarely / Hardly ever	13	9%
Sometimes	45	32%
Often	43	31%
Very often	36	26%
Total	140	100%



De Anza College Learning in Communities Survey, Winter 2012

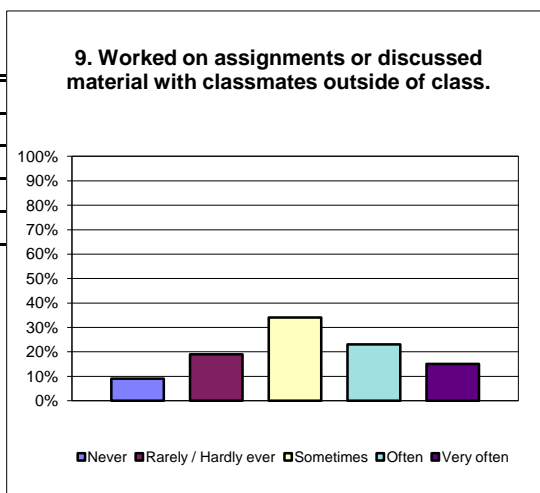
8. Worked with classmates during class.

Response	N	%
Never	2	1%
Rarely / Hardly ever	3	2%
Sometimes	11	8%
Often	42	30%
Very often	82	59%
Total	140	100%



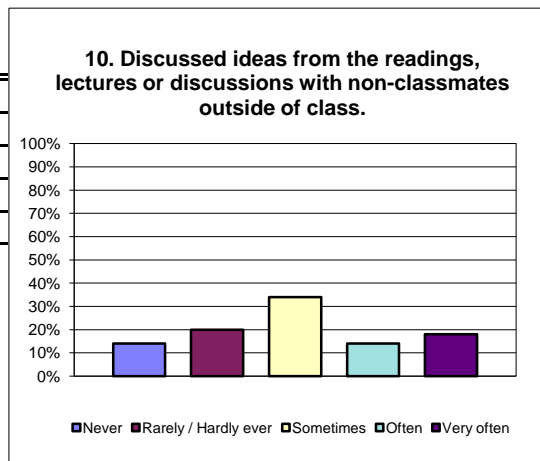
9. Worked on assignments or discussed material with classmates outside of class.

Response	N	%
Never	12	9%
Rarely / Hardly ever	27	19%
Sometimes	48	34%
Often	32	23%
Very often	21	15%
Total	140	100%



10. Discussed ideas from the readings, lectures or discussions with non-classmates outside of class.

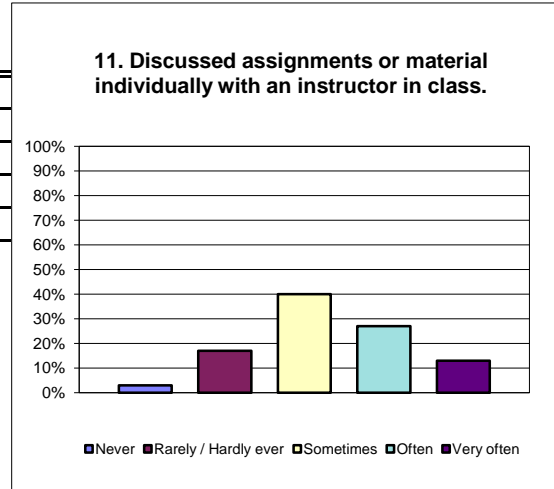
Response	N	%
Never	20	14%
Rarely / Hardly ever	28	20%
Sometimes	47	34%
Often	20	14%
Very often	25	18%
Total	140	100%



De Anza College Learning in Communities Survey, Winter 2012

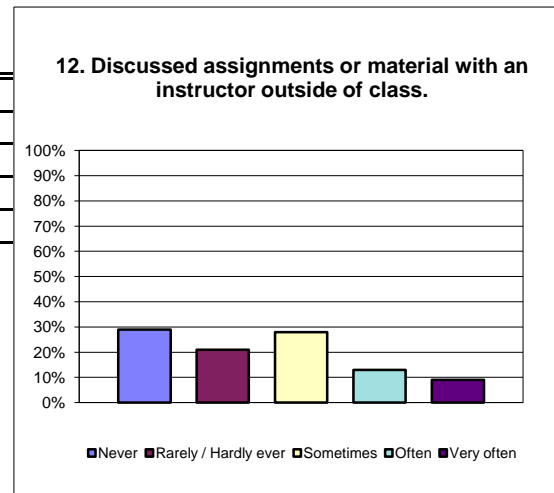
11. Discussed assignments or material individually with an instructor in class.

Response	N	%
Never	4	3%
Rarely / Hardly ever	24	17%
Sometimes	56	40%
Often	38	27%
Very often	18	13%
Total	140	100%



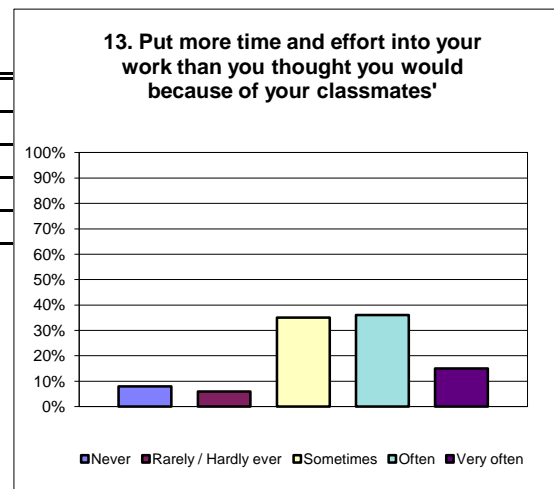
12. Discussed assignments or material with an instructor outside of class.

Response	N	%
Never	40	29%
Rarely / Hardly ever	30	21%
Sometimes	39	28%
Often	18	13%
Very often	13	9%
Total	140	100%



13. Put more time and effort into your work than you thought you would because of your classmates' expectations.

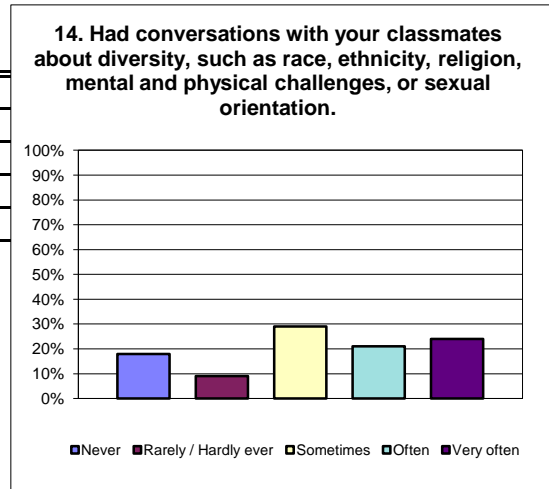
Response	N	%
Never	11	8%
Rarely / Hardly ever	8	6%
Sometimes	49	35%
Often	50	36%
Very often	21	15%
Total	139	100%



De Anza College Learning in Communities Survey, Winter 2012

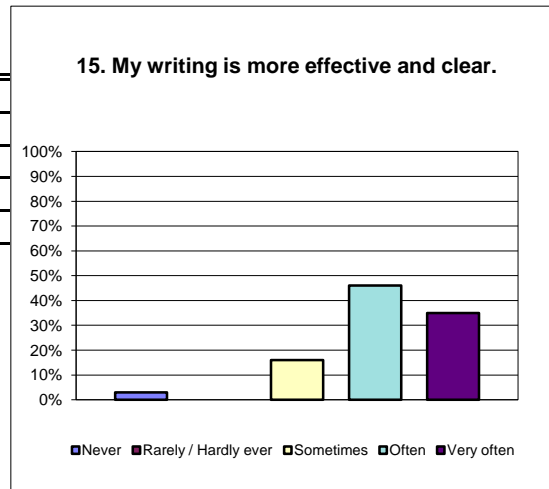
14. Had conversations with your classmates about diversity, such as race, ethnicity, religion, mental and physical challenges, or sexual orientation.

Response	N	%
Never	25	18%
Rarely / Hardly ever	12	9%
Sometimes	40	29%
Often	30	21%
Very often	33	24%
Total	140	100%



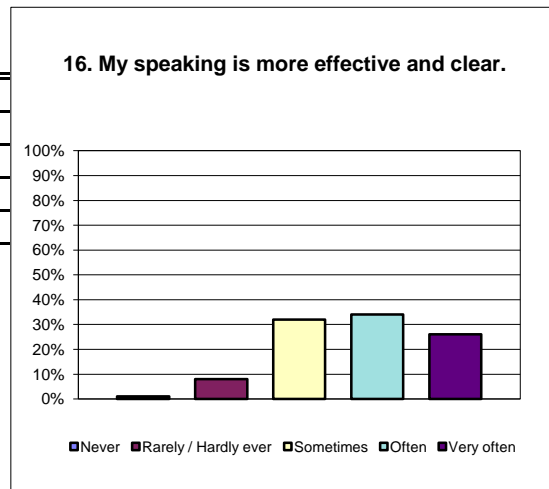
15. My writing is more effective and clear.

Response	N	%
Never	4	3%
Rarely / Hardly ever	0	0%
Sometimes	23	16%
Often	64	46%
Very often	49	35%
Total	140	100%



16. My speaking is more effective and clear.

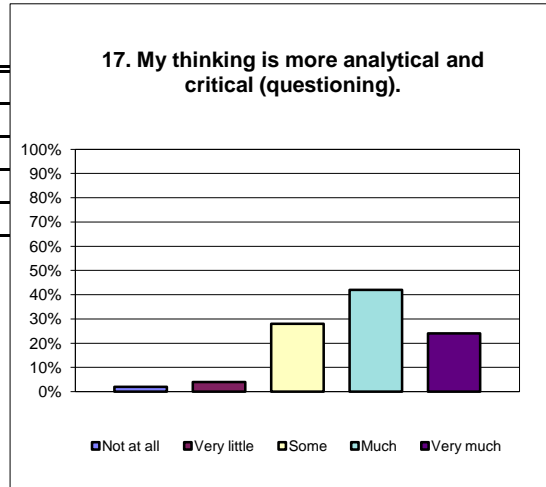
Response	N	%
Never	1	1%
Rarely / Hardly ever	11	8%
Sometimes	45	32%
Often	47	34%
Very often	36	26%
Total	140	100%



De Anza College Learning in Communities Survey, Winter 2012

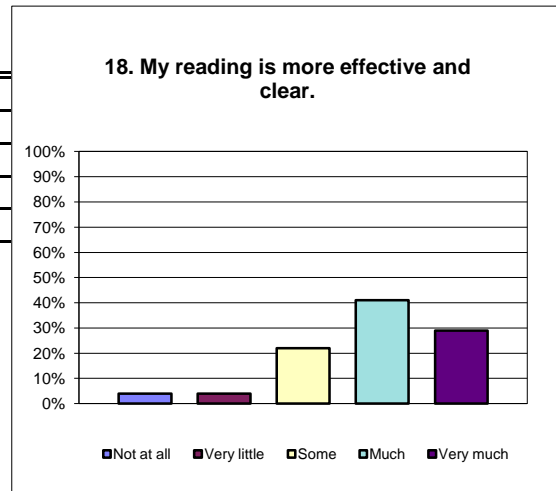
17. My thinking is more analytical and critical (questioning).

Response	N	%
Not at all	3	2%
Very little	5	4%
Some	39	28%
Much	59	42%
Very much	34	24%
Total	140	100%



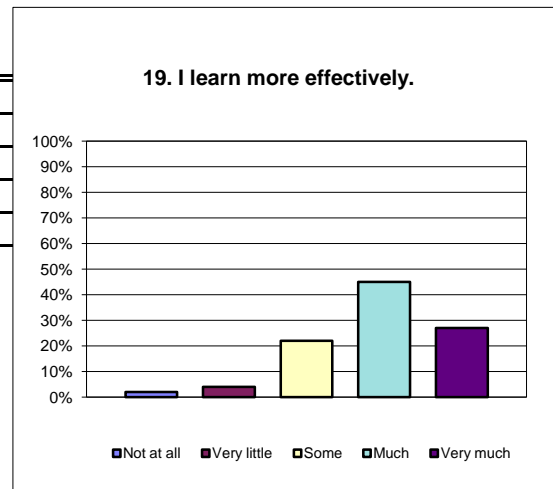
18. My reading is more effective and clear.

Response	N	%
Not at all	6	4%
Very little	6	4%
Some	30	22%
Much	56	41%
Very much	40	29%
Total	138	100%



19. I learn more effectively.

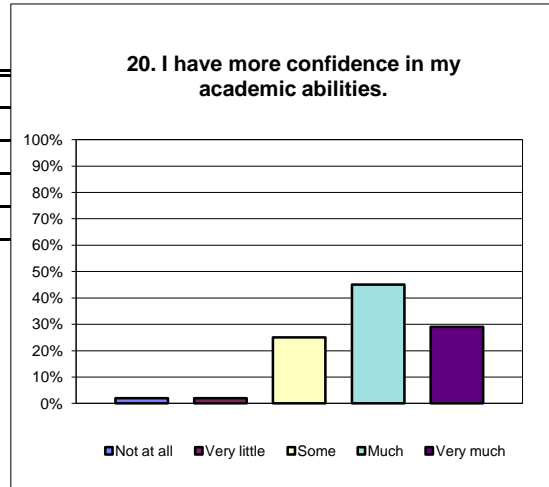
Response	N	%
Not at all	3	2%
Very little	5	4%
Some	31	22%
Much	63	45%
Very much	37	27%
Total	139	100%



De Anza College Learning in Communities Survey, Winter 2012

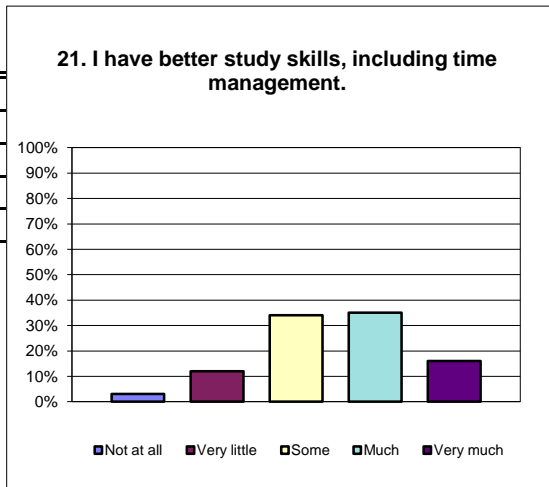
20. I have more confidence in my academic abilities.

Response	N	%
Not at all	3	2%
Very little	3	2%
Some	35	25%
Much	59	45%
Very much	40	29%
Total	140	100%



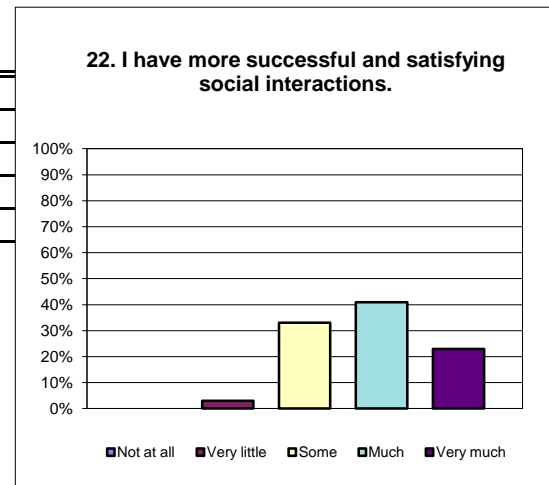
21. I have better study skills, including time management.

Response	N	%
Not at all	4	3%
Very little	17	12%
Some	47	34%
Much	49	35%
Very much	23	16%
Total	140	100%



22. I have more successful and satisfying social interactions.

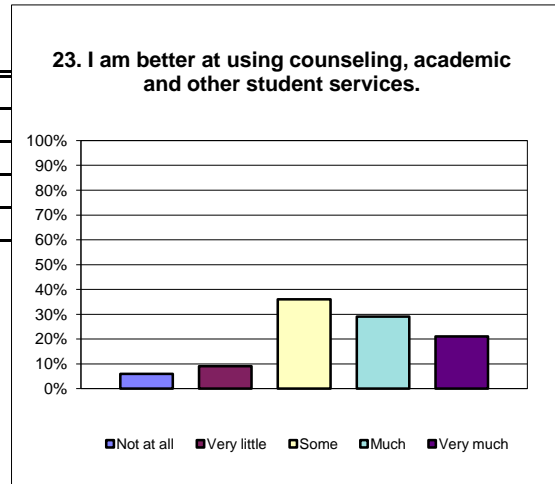
Response	N	%
Not at all	0	0%
Very little	4	3%
Some	46	33%
Much	57	41%
Very much	32	23%
Total	139	100%



De Anza College Learning in Communities Survey, Winter 2012

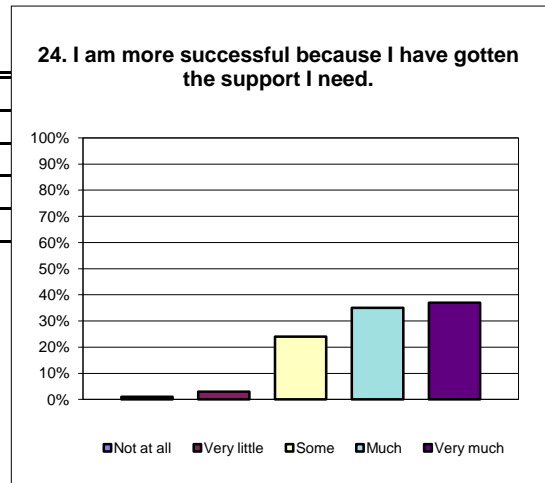
23. I am better at using counseling, academic and other student services.

Response	N	%
Not at all	8	6%
Very little	12	9%
Some	50	36%
Much	40	29%
Very much	29	21%
Total	139	100%



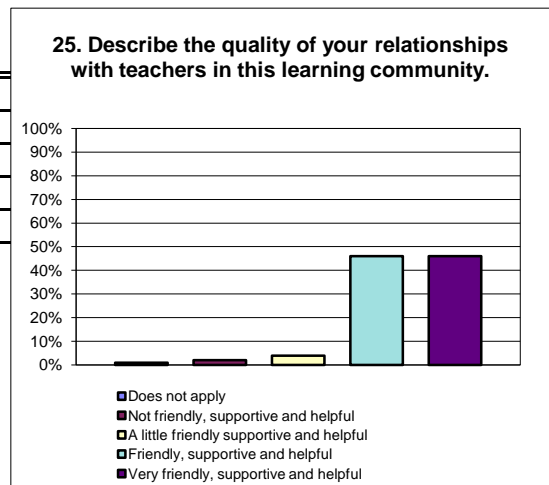
24. I am more successful because I have gotten the support I need.

Response	N	%
Not at all	1	1%
Very little	4	3%
Some	34	24%
Much	49	35%
Very much	52	37%
Total	140	100%



25. Describe the quality of your relationships with teachers in this learning community.

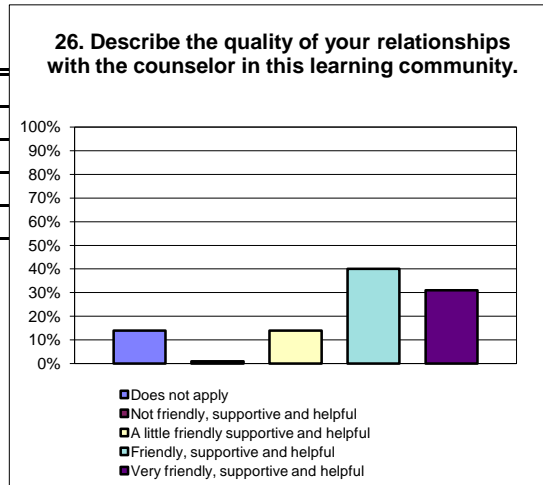
Response	N	%
Does not apply	1	1%
Not friendly, supportive and helpful	3	2%
A little friendly supportive and helpful	6	4%
Friendly, supportive and helpful	65	46%
Very friendly, supportive and helpful	65	46%
Total	140	100%



De Anza College Learning in Communities Survey, Winter 2012

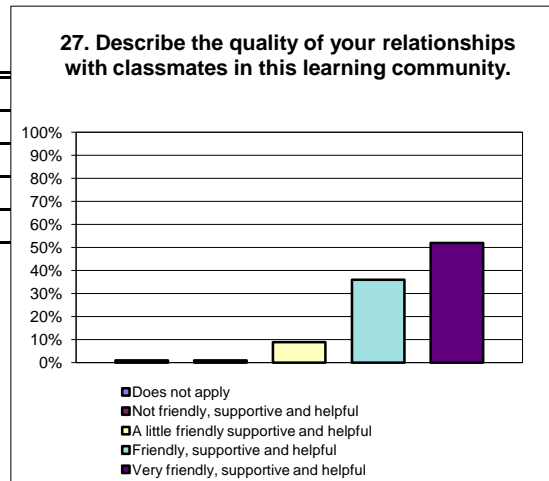
26. Describe the quality of your relationships with the counselor in this learning community.

Response	N	%
Does not apply	20	14%
Not friendly, supportive and helpful	2	1%
A little friendly supportive and helpful	19	14%
Friendly, supportive and helpful	56	40%
Very friendly, supportive and helpful	43	31%
Total	140	100%



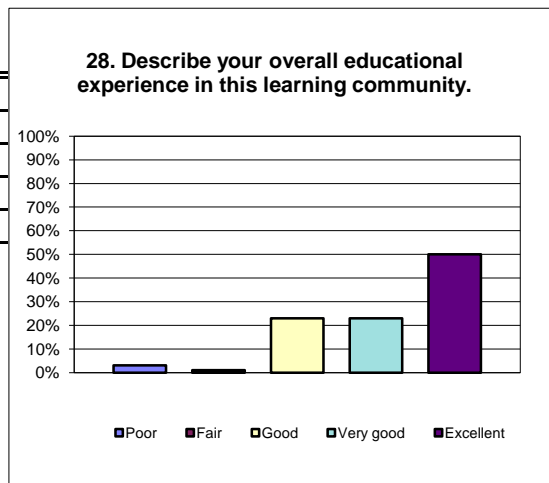
27. Describe the quality of your relationships with classmates in this learning community.

Response	N	%
Does not apply	2	1%
Not friendly, supportive and helpful	2	1%
A little friendly supportive and helpful	12	9%
Friendly, supportive and helpful	51	36%
Very friendly, supportive and helpful	73	52%
Total	140	100%



28. Describe your overall educational experience in this learning community.

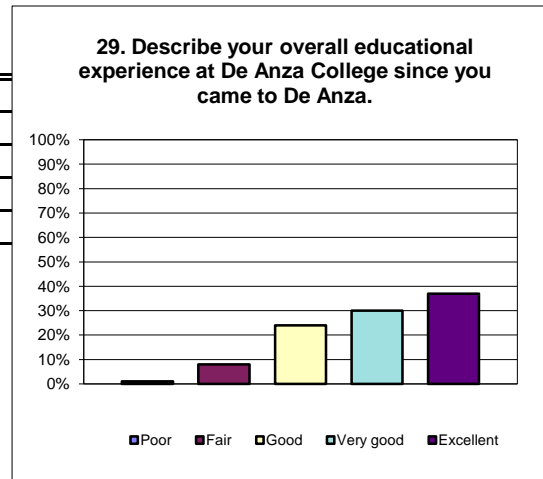
Response	N	%
Poor	4	3%
Fair	2	1%
Good	32	23%
Very good	32	23%
Excellent	70	50%
Total	140	100%



De Anza College Learning in Communities Survey, Winter 2012

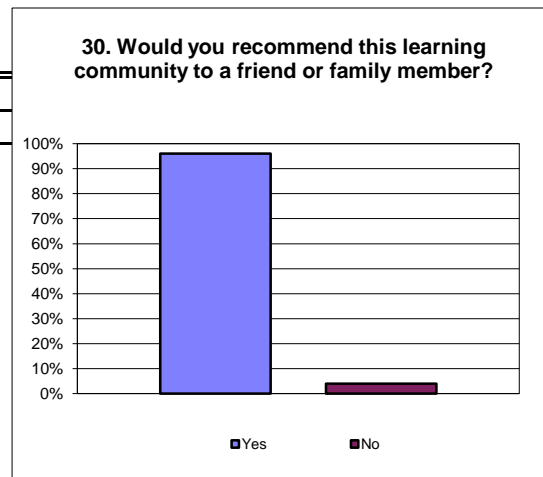
29. Describe your overall educational experience at *De Anza College* since you came to De Anza.

Response	N	%
Poor	1	1%
Fair	11	8%
Good	34	24%
Very good	42	30%
Excellent	52	37%
Total	140	100%



30. Would you recommend this learning community to a friend or family member?

Response	N	%
Yes	134	96%
No	6	4%
Total	140	100%



De Anza College Learning in Communities Survey

Page 1 of 2

This survey will be used for research purposes only. All responses will remain anonymous and any data that is reported will be at the aggregate level (no individual data will be given out). You may choose not to answer any question.

This survey will help the Learning in Communities(LinC) Program serve students better. The results will be given to the research staff, not your instructor. This survey is voluntary and completing it shows your willingness to participate.

Please answer all questions in relation to this learning community this quarter.

We greatly appreciate your participation!

1. How did you find out about this learning community?

2. What is the most important reason you enrolled in this learning community?

In this learning community, how often have you done items #3-16?

Please rate your experiences using the following scale:

- 1 = Never**
- 2 = Rarely / Hardly ever**
- 3 = Sometimes**
- 4 = Often**
- 5 = Very often**

3. Connected and integrated ideas, concepts or skills from the different classes in the learning community when discussing material and doing assignments.

4. Looked at new ways to synthesize, connect or organize information, ideas and experiences.

5. Judged the quality, value and accuracy of methods, positions, arguments or information.

6. Used theories or concepts to look at practical problems or perform new skills.

0 = Click Here

7. Spoke up in class discussions and asked questions in class.

0 = Click Here

8. Worked with classmates during class.

0 = Click Here

9. Worked on assignments or discussed material with classmates outside of class.

0 = Click Here

10. Discussed ideas from the readings, lectures or discussions with non-classmates outside of class.

0 = Click Here

11. Discussed assignments or material individually with an instructor in class.

0 = Click Here

12. Discussed assignments or material with an instructor outside of class.

0 = Click Here

13. Put more time and effort into your work than you thought you would because of your classmates' expectations.

0 = Click Here

14. Had conversations with your classmates about diversity, such as race, ethnicity, religion, mental and physical challenges, or sexual orientation.

0 = Click Here

De Anza College Learning in Communities Survey

Page 2 of 2

What benefits have you gotten by your experience in this learning community?

Please use the following scale when answering #17-26:

1 = Not at all

2 = Very little

3 = Some

4 = Much

5 = Very much

15. My writing is more effective and clear.

0 = Click Here

16. My speaking is more effective and clear.

0 = Click Here

17. My thinking is more analytical and critical (questioning).

0 = Click Here

18. My reading is more effective and clear.

0 = Click Here

19. I learn more effectively.

0 = Click Here

20. I have more confidence in my academic abilities.

0 = Click Here

21. I have better study skills, including time management.

0 = Click Here

22. I have more successful and satisfying social interactions.

0 = Click Here

23. I am better at using counseling, academic and other student services.

0 = Click Here

24. I am more successful because I have gotten the support I need.

0 = Click Here

25. Describe the quality of your relationships with teachers in this learning community.

0 = Click Here

26. Describe the quality of your relationships with the counselor in this learning community.

0 = Click Here

27. Describe the quality of your relationships with classmates in this learning community.

0 = Click Here

28. Describe your overall educational experience in *this learning community*.

0 = Click Here

29. Describe your overall educational experience at *De Anza College* since you came to De Anza.

0 = Click Here

30. Would you recommend this learning community to a friend or family member?

0 = Click Here

Thank you again for your feedback!
