

August 25, 2006

TO: Renee McGinley
Counselor

FROM: Andrew LaManque, Ph.D.
Supervisor, De Anza Institutional Research

SUBJECT: RENEW Program Study Fall 2005

Overview of the Program

The purpose of the RENEW program is to reduce obstacles that can prevent non-traditional students from returning to school, or accomplishing their educational goals. Non-traditional students include students that are at least 25 years old, have had a significant break in education, are married or divorced, or are single parents. The program assists with the application, orientation and registration processes, and provides ongoing support and services. Services include academic advising, express registration, career and personal counseling, financial aid and scholarship assistance, workshops, chat rooms, campus tours, friendship and encouragement.

Methodology and Limitations

Fall 2005 end of term enrollment records were broken into 3 groups: students identified in SIS as a RENEW student, students 25 and older, and students less than 25 years old. This resulted in a cohort of 342 RENEW students for fall 2005. Job Corps students were not included in the analysis. Each of the three groups was then compared on several variables. The methodology does not take into account the number of units a student has already completed – the aggregate figures include both new and continuing students.

The methodology also does not take into account the possible affects from “student self-selection bias.” It is likely that students that seek out the RENEW program are already motivated to do well. Therefore, we cannot conclude that the RENEW services lead to a specific outcome, but we can, none-the-less, compare the 3 groups of students to see if there are differences in outcomes. Additional research, holding constant such factors as academic preparation, first generation status, work schedules, etc., would be needed to more definitively connect the RENEW services to outcomes.

Summary of Results

The results outline below indicate that RENEW students are outperforming other older adults as well as younger students in the classroom. The higher course success rates and interest in transfer appear to lead to an increased fall to winter persistence rate. The program is serving a unique De Anza population, with most participants being female and with higher percentages of African American, Latino, and White students than in the overall De Anza population.

Results

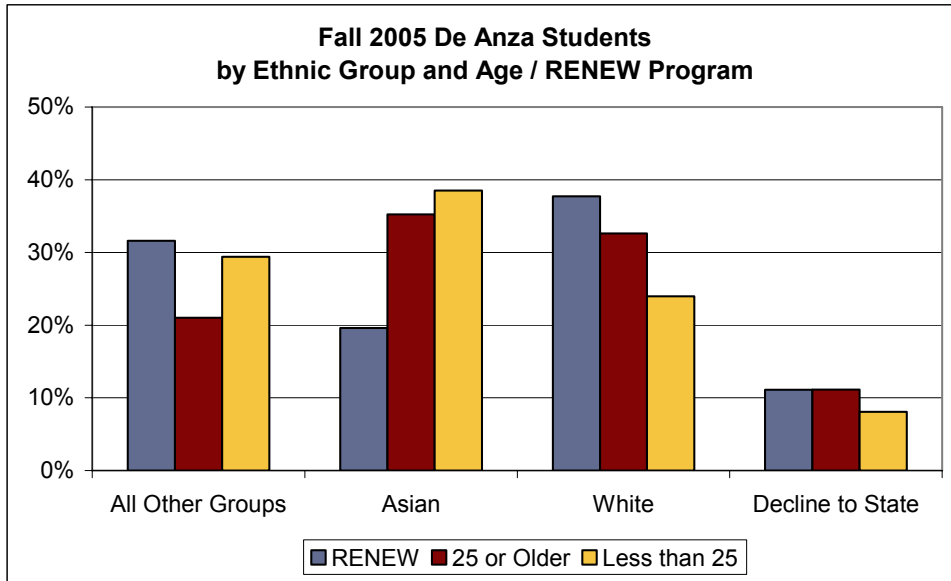
Demographics

- As indicated on Figures 1 and 2, the RENEW population is made up of higher percentages of White and Female students than either the 25 or older or the Less than 25 groups.
- As indicated on Figure 3, the RENEW population is made up of higher percentages of students residing in West San Jose and Santa Clara than either the 25 or older or the Less than 25 groups.
- RENEW students indicated an initial goal of transfer at a much higher rate (58% versus 35%) than other students 25 or older (see Figure 4).

Outcomes

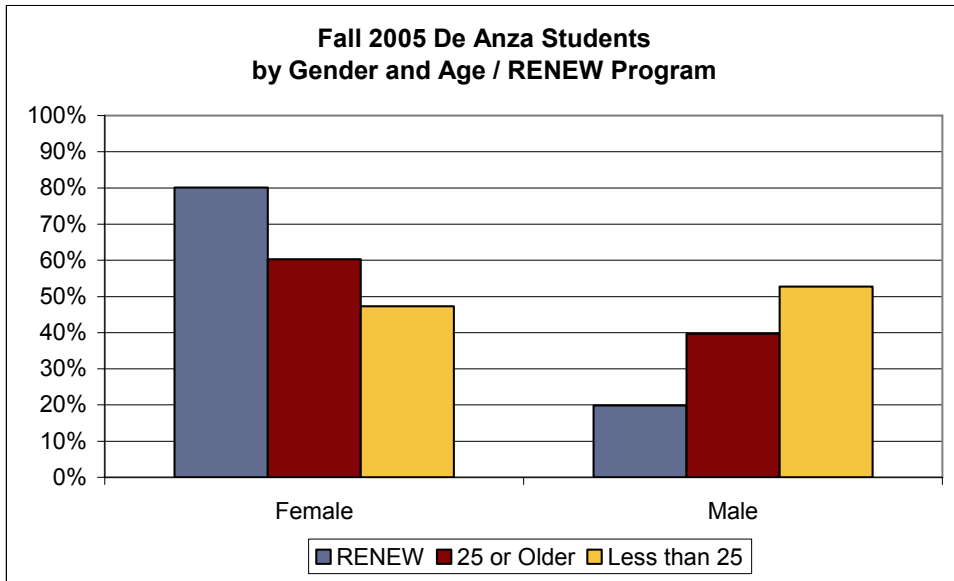
- As indicated on Figure 5, the RENEW population had a higher fall 2005 course success rate (87%) than either the 25 or older (81%) or the Less than 25 (73%) groups.
- The higher course success rates are also demonstrated in a higher average course GPA for RENEW students (2.97) compared with the 25 or older (2.75) or the Less than 25 (2.27) groups. The differences between the GPAs were statistically significant (Figure 6).
- The focus on transfer and the higher fall course success rates carried over to higher fall to winter persistence rates for the RENEW population (82%) compared with 59% for students 25 or older and 71% for students less than 25 (see Figure 7).

Figure 1



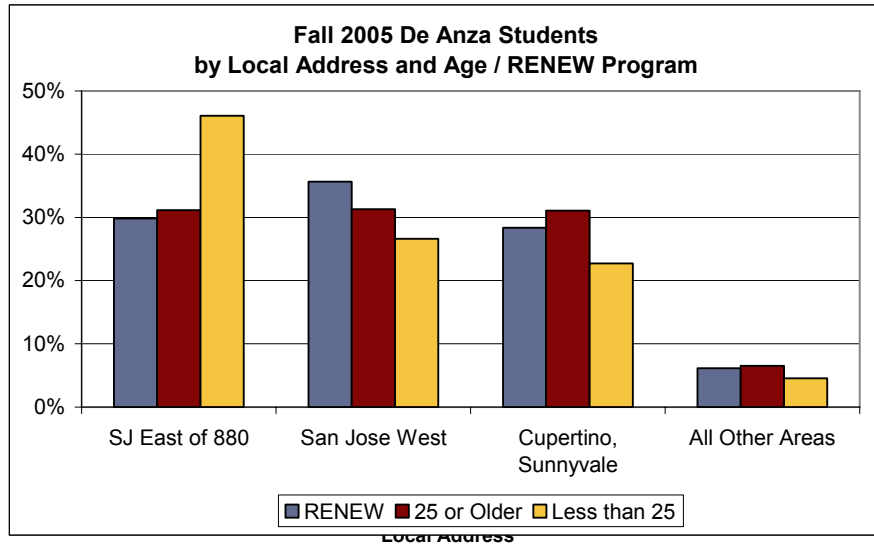
Ethnicity	Renew Student		25 or Older		Less than 25		Total	
	HC	%	HC	%	HC	%	HC	%
African American	21	6%	294	4%	505	4%	820	4%
American Indian	4	1%	52	1%	67	1%	123	1%
Asian	67	20%	2,832	35%	5,135	39%	8,034	37%
Filipino	24	7%	311	4%	1,007	8%	1,342	6%
Hispanic	49	14%	839	10%	1,849	14%	2,737	13%
Other Non- White	7	2%	142	2%	365	3%	514	2%
Pacific Islander	3	1%	51	1%	127	1%	181	1%
White	129	38%	2,622	33%	3,198	24%	5,949	27%
Decline to State	38	11%	895	11%	1,078	8%	2,011	9%
Total	342	100%	8,038	100%	13,331	100%	21,711	100%

Figure 2



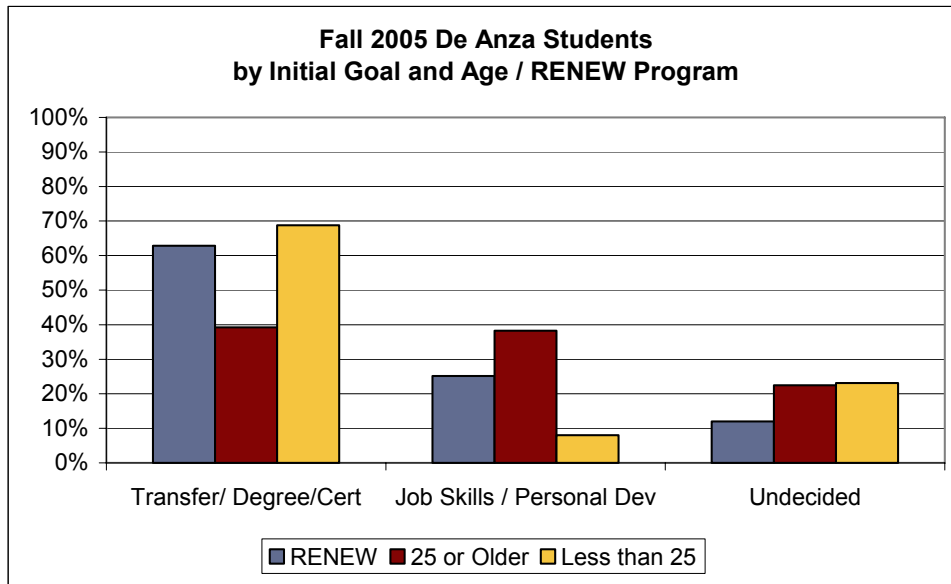
Gender	Renew Student		25 or Older		Less than 25		Total	
	HC	%	HC	%	HC	%	HC	%
Female	274	80%	4,849	60%	6,305	47%	11,428	53%
Male	68	20%	3,189	40%	7,026	53%	10,283	47%
Total	342	100%	8,038	100%	13,331	100%	21,711	100%

Figure 3



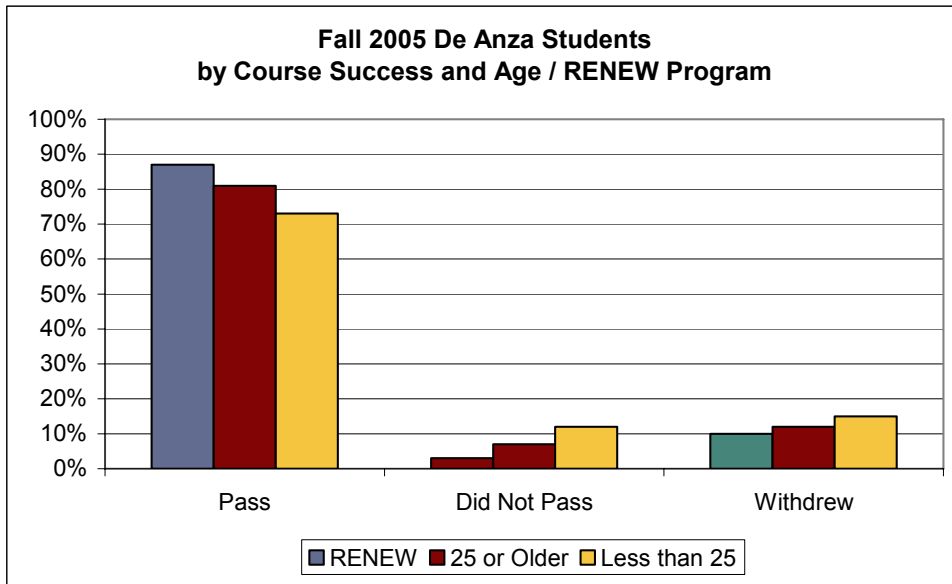
Location	Renew Student		25 or Older		Less than 25		Total	
	HC	%	HC	%	HC	%	HC	%
SJ E. 880, Alviso, Milpitas, Fremont, Union City, Newark, Hayward, E. Palo	102	30%	2,503	31%	6,142	46%	8,747	40%
SJ Other, Santa Clara, Morgan Hill, Gilroy, Campbell, Sunnyvale	122	36%	2,513	31%	3,550	27%	6,185	28%
Cupertino, Sunnyvale, Los Altos, Mountain View, Palo Alto, Los Gatos,	97	28%	2,498	31%	3,029	23%	5,624	26%
All Other Areas	21	6%	524	7%	610	5%	1,155	5%
Total	342	100%	8,038	100%	13,331	100%	21,711	100%

Figure 4



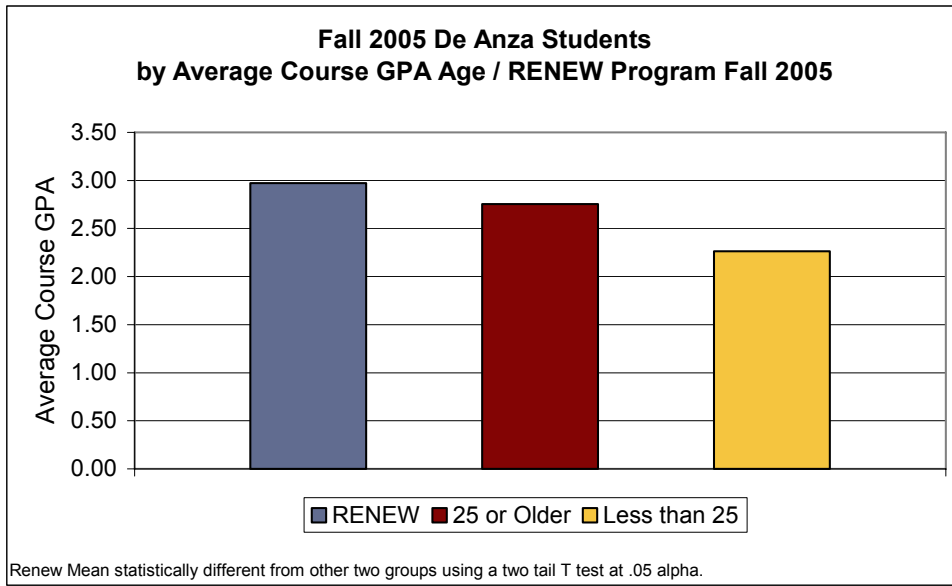
Goal	Renew Student		25 or Older		Less than 25		Total	
	HC	%	HC	%	HC	%	HC	%
Transfer/ Degree Certificate	200	58%	2,847	35%	9,072	68%	12,119	56%
Job Skills Personal Dev.	73	21%	1,839	23%	522	4%	2,434	11%
Undecided	13	4%	1,240	15%	549	4%	1,802	8%
Undecided	41	12%	1,807	22%	3,089	23%	4,937	23%
Total	342	100%	8,038	100%	13,331	100%	21,711	100%

Figure 5



Grades	Renew Student		25 or Older		Less than 25		Total	
	HC	%	HC	%	HC	%	HC	%
Pass	751	87%	12,015	81%	28,071	73%	40,837	76%
Did Not Pass	30	3%	1,028	7%	4,689	12%	5,747	11%
Withdrew	83	10%	1,737	12%	5,559	15%	7,379	14%
Total	864	100%	14,780	100%	38,319	100%	53,963	100%

Figure 6

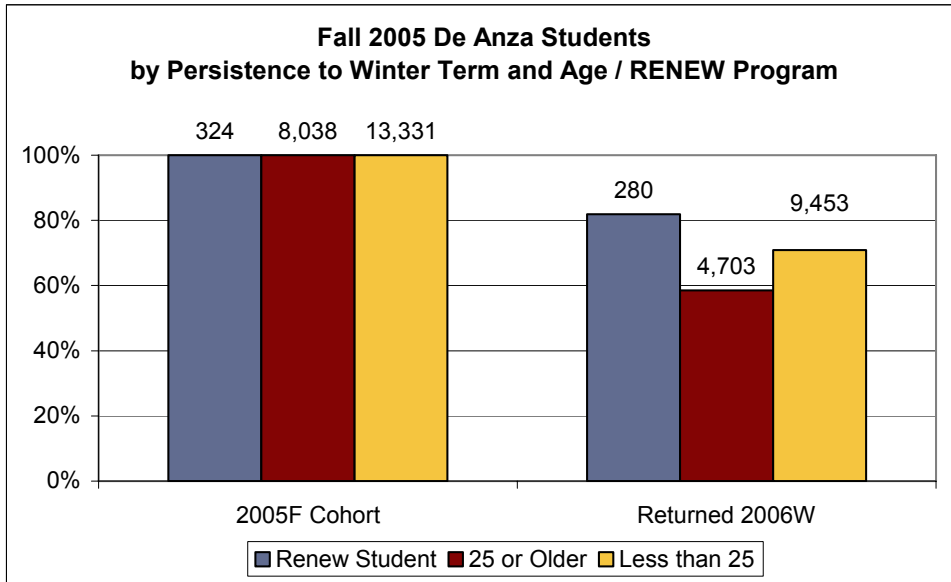


	Renew Student		25 or Older		Less than 25	
	HC	GPA	HC	GPA	HC	GPA
Average GPA of all courses taken	342	2.97	8,038	2.75	13,331	2.27

W counted as 0

Renew Mean statistically different from other two groups using a two tail T test at .05 alpha.

Figure 7



Goal	Renew Student		25 or Older		Less than 25		Total	
	HC	%	HC	%	HC	%	HC	%
2005F Cohort	342	100%	8,038	100%	13,331	100%	21,711	100%
Returned 2006W	280	82%	4,703	59%	9,453	71%	14,436	66%