



**DE ANZA**  
**VOTES**  
**2016**



# Mission Statement

**De Anza College provides an academically rich, multicultural learning environment that challenges students of every background to develop their intellect, character and abilities; to realize their goals; and to be socially responsible leaders in their communities, the nation and the world. The college engages students in creative work that demonstrates the knowledge, skills and attitudes contained within the college's Institutional Core Competencies:**

- **Communication and expression**
- **Information literacy**
- **Physical/mental wellness and personal responsibility**
- **Civic capacity for global, cultural, social and environmental justice**
- **Critical thinking**



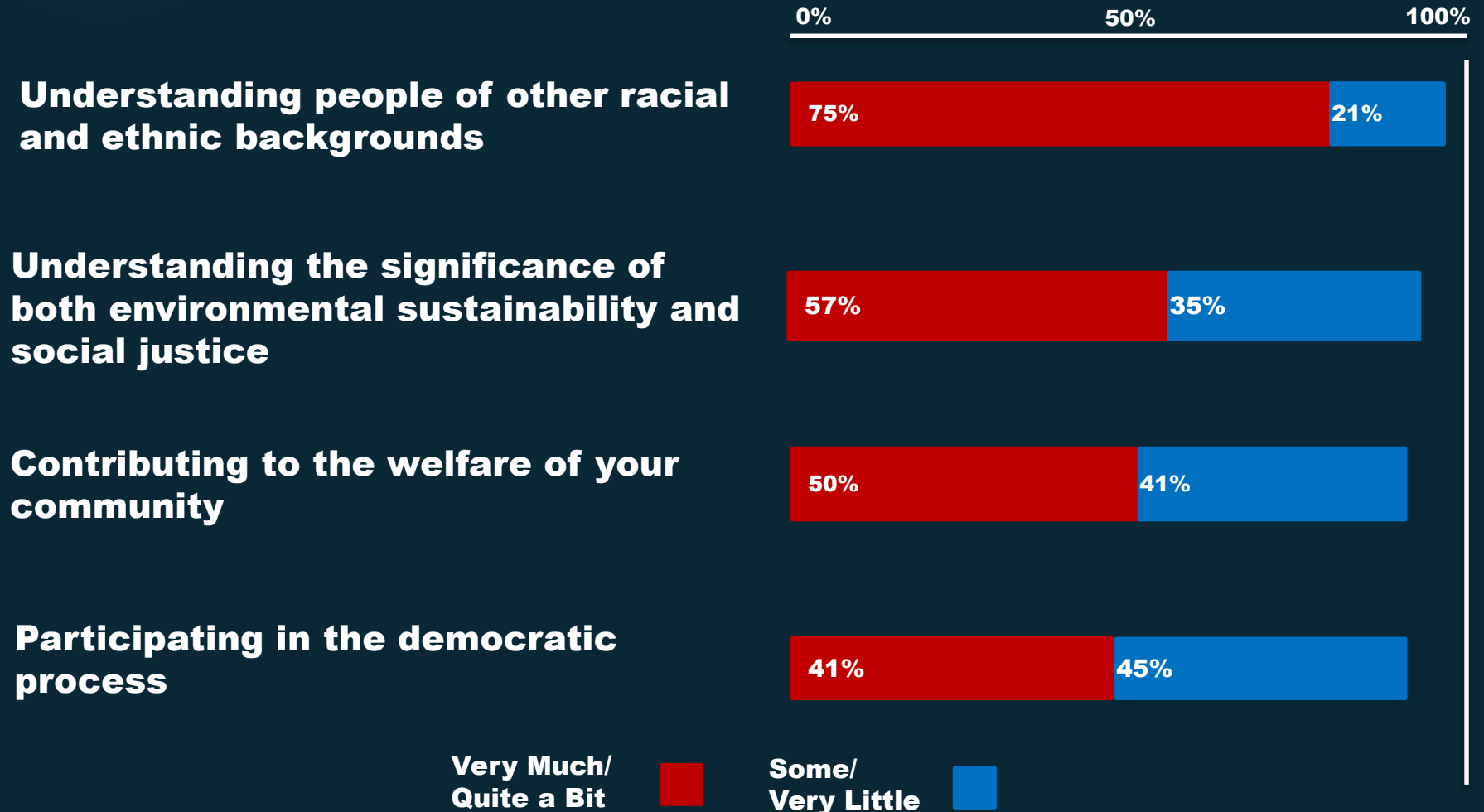
# Strategic Planning Institutional Initiatives

- **Outreach**
- **Individualized Attention to Student Retention and Success**
- **Equity**
- **Community and Civic Engagement**

- Educational Master Plan, 2015-2020



# Institutional Core Competencies: How much has your experience at this college contributed to your knowledge, skills, and personal development in the following areas?

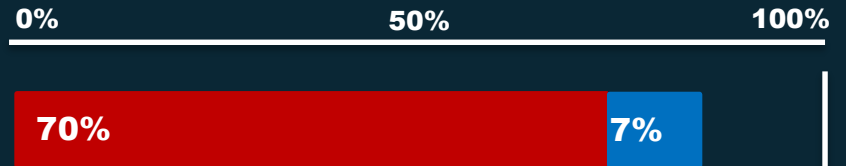


Don't Know/Does not Apply not graphed



# Community and Civic Engagement Survey

**I have the tools necessary to communicate with someone whose views are different than my own.**



**I have the tools to seek out information in order to develop an informed position on a social or political issue.**



**I can be a part of something bigger than myself to effect change.**



**Involvement in community or campus causes is important to me.**



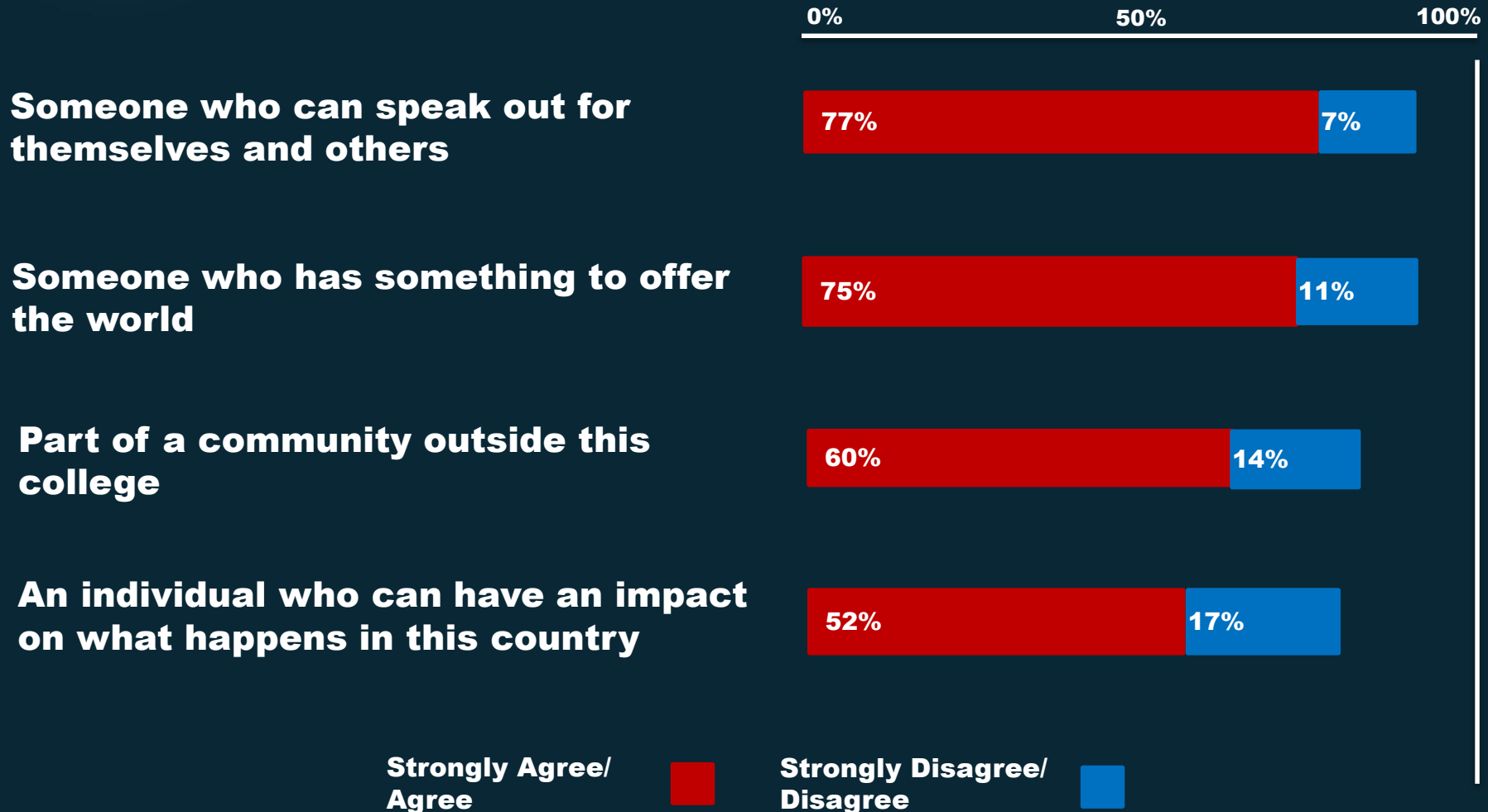
**Strongly Agree/  
Agree** 

**Strongly Disagree/  
Disagree** 

Neither Agree nor Disagree not graphed



## I see myself as:



Strongly Agree/  
Agree



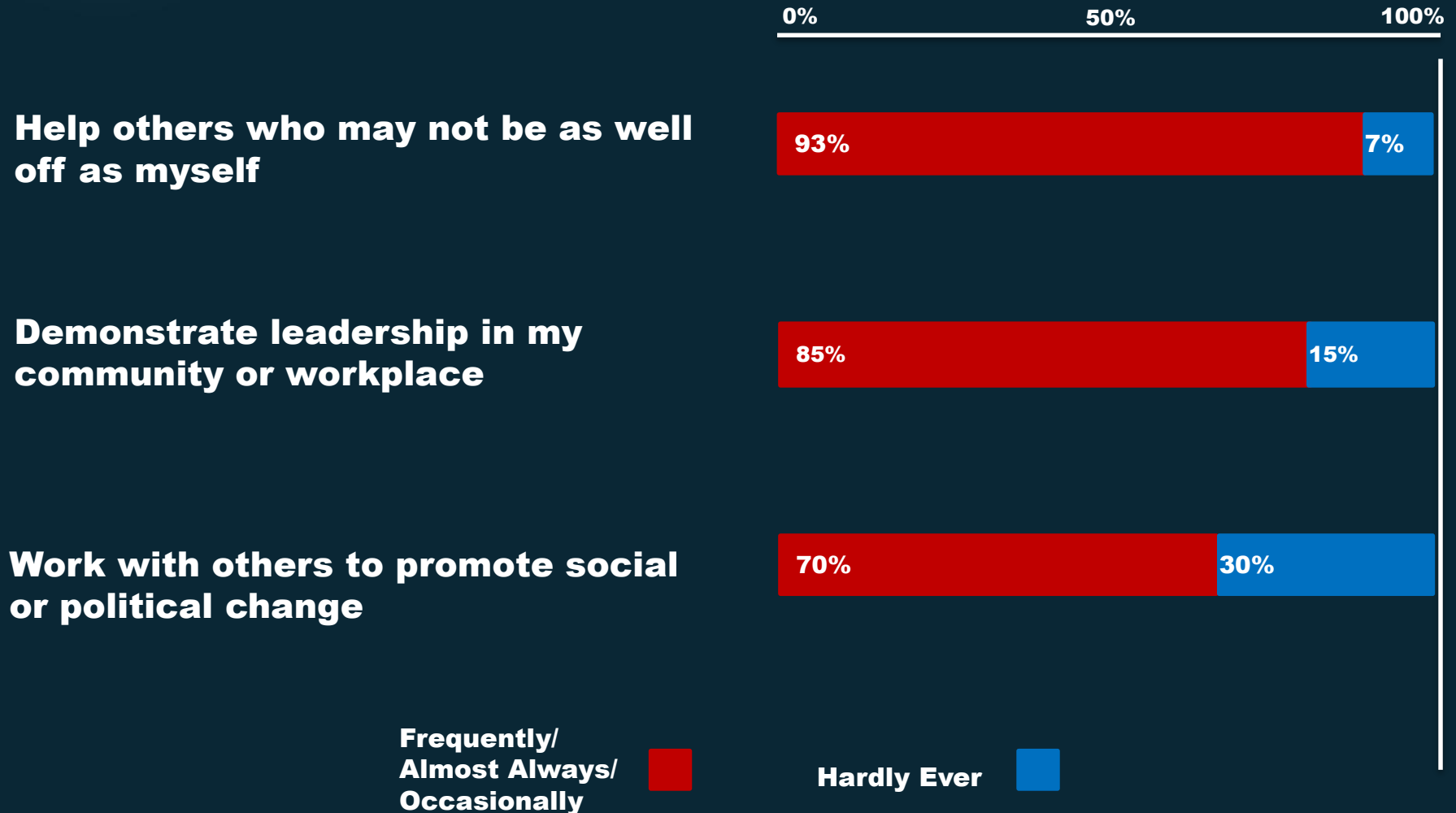
Strongly Disagree/  
Disagree



Neither Agree nor Disagree not graphed



# After leaving De Anza, how frequently do you plan to do the following?



# 2012 Presidential Election



**63.5%**

**Eligible Students who Registered**

**44.7%**

**Eligible Students who Voted**

**70.4%**

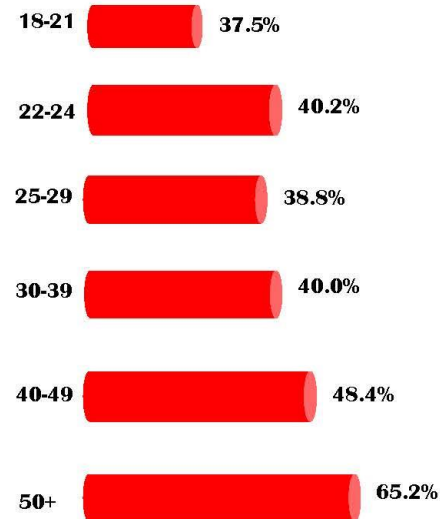
**Rate of Registered Voters who Voted**

**Average Voting Rate National Comparisons**

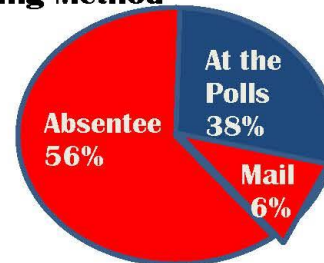
**2-year Institutions 43.6%**

**4-year Institutions 50.1%**

## Voter Turnout by Age



## Voting Method



Public Associate and Bachelor's degree granting institutions, 59/728 AA institutions participated, 12/135 BA institutions participated.





**DE ANZA**  
**VOTES**  
**2016**