

January 9, 2007

TO: Marcy Betlach

FROM: Andrew LaManque, De Anza Research  
Dianne Mak, Student Assistant

SUBJECT: LinC Survey, Fall 2006

The Fall 2006 survey was conducted in late November through early December 2006 and included the following sections:

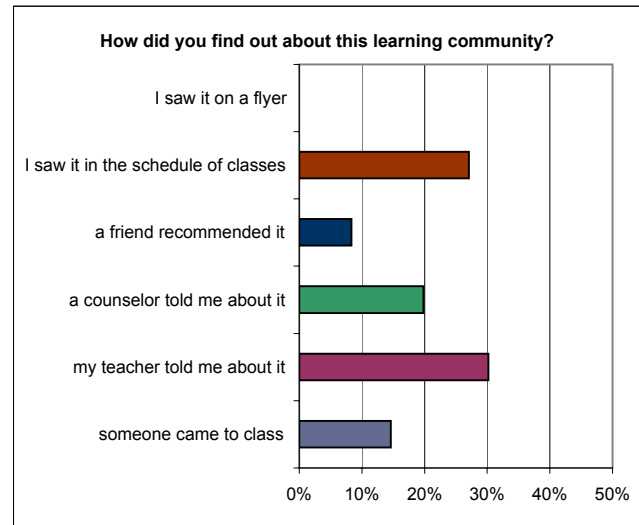
Whose Country is this Anyway? (ESL005.01D and ~~HIST17A-03D~~)  
Questioning God, Knowledge, and Self (EWRT001A31D and PHIL001.04D)  
Creating Change Where You Live (EWRT100B21D and ~~HUMI001-04D~~)  
Don't Believe Everything You Think (LART100.02D)  
Catchy Title in the Works (LART200.01D)  
Exploring for Yourself and Looking Beyond (LART200.02D)

A total of 102 students responded. The attached tabulations and graphs are an aggregate of the responses for all sections. Important highlights include:

- 57% of students found out about the learning community from an instructor (30%) or by seeing it in the schedule of classes (27%).
- 41% of the students enrolled in the learning community because they thought they could be more successful than in regular classes.
- 97% of the students' writing benefited some, much, or very much.
- 43% of the students responded "never" or "rarely" when asked if they "Discussed academic or career plans with a counselor or academic advisor."
- 31% of the students responded "not at all" or "very little" when asked "I am better at using counseling, academic and other student services."
- 33% of respondents selected "does not apply" when asked "Describe the quality of your relationships with the counselor in this learning community."
- 91% of the students had a good, very good, or excellent overall educational experience at De Anza College.
- 92% of the students reported that they would recommend this learning community to a friend or a family member.

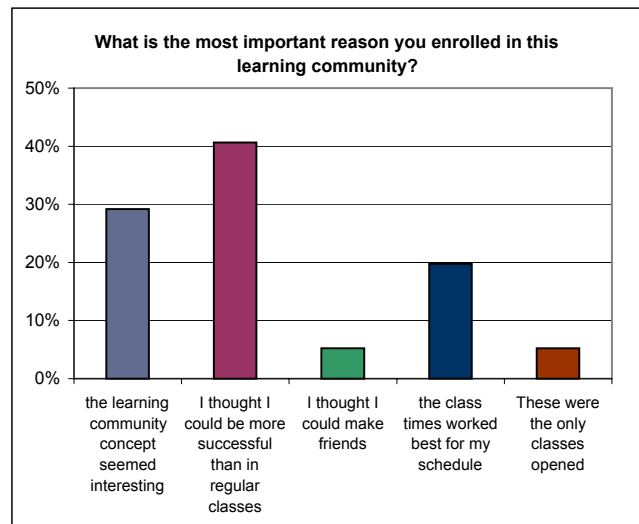
1. How did you find out about this learning community?

| Response                     | Number | Percent |
|------------------------------|--------|---------|
| someone came to class        | 14     | 15%     |
| my teacher told me about it  | 29     | 30%     |
| a counselor told me about it | 19     | 20%     |
| a friend recommended it      | 8      | 8%      |
| schedule of classes          | 26     | 27%     |
| I saw it on a flyer          | 0      | 0%      |
| Total Valid                  | 96     | 100%    |
| Total Missing                | 6      |         |
| Total                        | 102    |         |



2. What is the most important reason you enrolled in this learning community?

| Response   | Number | Percent |
|--|--------|---------|
| the learning community concept seemed interesting            | 28     | 29%     |
| I thought I could be more successful than in regular classes | 39     | 41%     |
| I thought I could make friends                               | 5      | 5%      |
| the class times worked best for my schedule                  | 19     | 20%     |
| These were the only classes opened                           | 5      | 5%      |
| Total Valid  | 96     | 100%    |
| Total Missing  | 6      |         |
| Total  | 102    |         |



**In this learning community, how often have you done items #3-16?**

| Question  | Never  |     | Rarely/Hardly Ever |     | Sometimes |     | Often |     | Very Often |     | Total<br>Respo<br>ndent<br>s | Total<br>Stude<br>nts |
|---|--|-----|--------------------|-----|-----------|-----|-------|-----|------------|-----|------------------------------|-----------------------|
|   | N  | %   | N                  | %   | N         | %   | N     | %   | N          | %   |                              |                       |
|   | 3. Connected and integrated ideas, concepts or skills from the different classes in the learning community when discussing material and doing assignments. | 3   | 3%                 | 3   | 3%        | 33  | 34%   | 33  | 34%        | 24  |                              |                       |
| 4. Looked at new ways to synthesize, connect or organize information, ideas and experiences.  | 1  | 1%  | 4                  | 4%  | 28        | 29% | 42    | 44% | 21         | 22% | 96                           | 102                   |
| 5. Judged the quality, value and accuracy of methods, positions, arguments or information.  | 2  | 2%  | 8                  | 8%  | 35        | 36% | 35    | 36% | 16         | 17% | 96                           | 102                   |
| 6. Used theories or concepts to look at practical problems or perform new skills.   | 3  | 3%  | 5                  | 5%  | 34        | 35% | 38    | 40% | 16         | 17% | 96                           | 102                   |
| 7. Spoke up in class discussions and asked questions in class.  | 3  | 3%  | 14                 | 15% | 27        | 28% | 25    | 26% | 27         | 28% | 96                           | 102                   |
| 8. Worked with classmates during class.   | 0  | 0%  | 0                  | 0%  | 13        | 14% | 28    | 29% | 54         | 57% | 95                           | 102                   |
| 9. Worked on assignments or discussed material with classmates outside of class.  | 9  | 9%  | 19                 | 20% | 33        | 34% | 21    | 22% | 14         | 15% | 96                           | 102                   |
| 10. Discussed ideas from the readings, lectures or discussions with non-classmates outside of class.  | 14   | 15% | 23                 | 24% | 33        | 34% | 20    | 21% | 6          | 6%  | 96                           | 102                   |
| 11. Discussed assignments or material individually with an instructor in class.   | 2  | 2%  | 15                 | 16% | 44        | 46% | 28    | 29% | 6          | 6%  | 95                           | 102                   |
| 12. Discussed assignments or material with an instructor outside of class.  | 20   | 21% | 26                 | 27% | 28        | 29% | 19    | 20% | 3          | 3%  | 96                           | 102                   |
| 13. Discussed academic or career plans with a counselor or academic advisor.  | 20   | 21% | 21                 | 22% | 28        | 29% | 16    | 17% | 11         | 11% | 96                           | 102                   |
| 14. Discussed personal, family or other non-academic issues with a counselor.   | 62   | 65% | 14                 | 15% | 15        | 16% | 3     | 3%  | 2          | 2%  | 96                           | 102                   |
| 15. Put more time and effort into your work than you thought you would because of your classmates' expectations.                                      | 8  | 8%  | 11                 | 11% | 44        | 46% | 23    | 24% | 10         | 10% | 96                           | 102                   |
| 16. Had conversations with your classmates about diversity, such as race, ethnicity, religion, mental and physical challenges, or sexual orientation. | 10   | 10% | 25                 | 26% | 35        | 36% | 20    | 21% | 6          | 6%  | 96                           | 102                   |

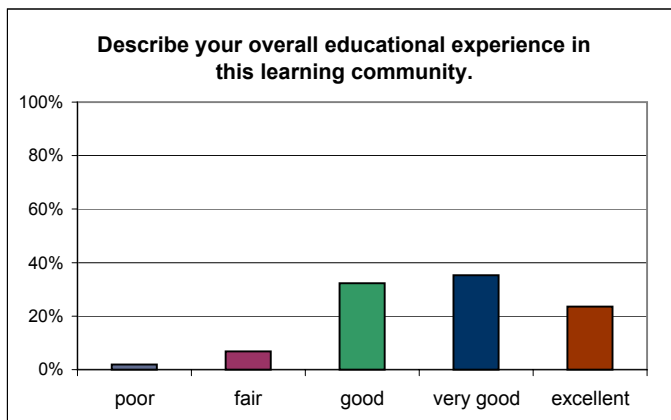
**For #17-26, what benefits have you gotten by your experience in this learning community?**

| Question  | Not at all |    | Very little |     | Some |     | Much |     | Very Much |     | Total<br>Respo<br>ndent<br>s | Total<br>Stude<br>nts |
|---|------------|----|-------------|-----|------|-----|------|-----|-----------|-----|------------------------------|-----------------------|
|   | N          | %  | N           | %   | N    | %   | N    | %   | N         | %   | N                            | N                     |
| 17. My writing is more effective and clear.                               | 0          | 0% | 3           | 3%  | 32   | 31% | 49   | 48% | 18        | 18% | 102                          | 102                   |
| 18. My speaking is more effective and clear.                              | 5          | 5% | 12          | 12% | 33   | 32% | 33   | 32% | 19        | 19% | 102                          | 102                   |
| 19. My thinking is more analytical and critical (questioning).            | 2          | 2% | 7           | 7%  | 34   | 34% | 37   | 37% | 20        | 20% | 100                          | 102                   |
| 20. I work more effectively with others.                                  | 3          | 3% | 8           | 8%  | 32   | 31% | 33   | 32% | 26        | 25% | 102                          | 102                   |
| 21. I learn more effectively.   | 2          | 2% | 3           | 3%  | 46   | 45% | 33   | 32% | 18        | 18% | 102                          | 102                   |
| 22. I have more confidence in my academic abilities.                      | 4          | 4% | 6           | 6%  | 31   | 31% | 38   | 38% | 22        | 22% | 101                          | 102                   |
| 23. I have better study skills, including time management.                | 8          | 8% | 13          | 13% | 39   | 38% | 27   | 26% | 15        | 15% | 102                          | 102                   |
| 24. I have more successful and satisfying social interactions.            | 4          | 4% | 15          | 15% | 36   | 36% | 28   | 28% | 18        | 18% | 101                          | 101                   |
| 25. I am better at using counseling, academic and other student services. | 9          | 9% | 22          | 22% | 37   | 37% | 20   | 20% | 13        | 13% | 101                          | 101                   |
| 26. I am more successful because I have gotten the support I need.        | 4          | 4% | 11          | 11% | 36   | 35% | 32   | 31% | 19        | 19% | 102                          | 102                   |

| Question  | does not apply |     | not friendly, supportive or helpful |    | a little friendly, supportive and helpful |     | friendly, supportive and helpful |     | very friendly, supportive and helpful |     | Total<br>Respo<br>ndent<br>s | Total<br>Stude<br>nts |
|---|----------------|-----|-------------------------------------|----|---|-----|----------------------------------|-----|---------------------------------------|-----|------------------------------|-----------------------|
|   | N              | %   | N                                   | %  | N   | %   | N                                | %   | N                                     | %   | N                            | N                     |
| 27. Describe the quality of your relationships with teachers in this learning community.      | 2              | 2%  | 0                                   | 0% | 18  | 18% | 41                               | 41% | 40                                    | 40% | 101                          | 102                   |
| 28. Describe the quality of your relationships with the counselor in this learning community. | 34             | 33% | 4                                   | 4% | 16  | 16% | 29                               | 28% | 19                                    | 19% | 102                          | 102                   |
| 29. Describe the quality of your relationships with classmates in this learning community.    | 4              | 4%  | 1                                   | 1% | 6   | 6%  | 48                               | 47% | 43                                    | 42% | 102                          | 102                   |

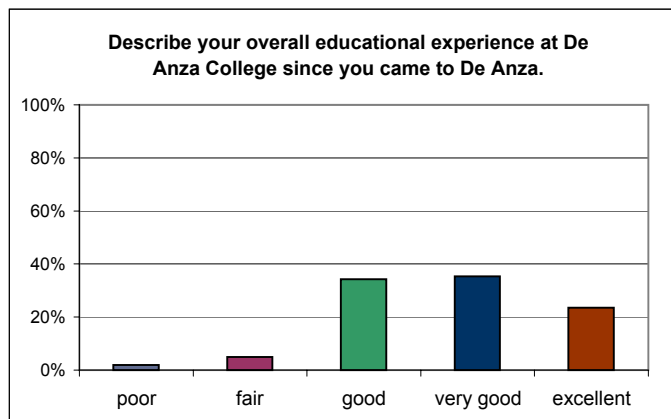
30. Describe your overall educational experience in this learning community.

| Label         | Number | Percent |
|---------------|--------|---------|
| poor          | 2      | 2%      |
| fair          | 7      | 7%      |
| good          | 33     | 32%     |
| very good     | 36     | 35%     |
| excellent     | 24     | 24%     |
| Total Valid   | 102    | 100%    |
| Total Missing | 0      |         |
| Total         | 102    |         |



31. Describe your overall educational experience at De Anza College since you came to De Anza.

| Response      | Number | Percent |
|---------------|--------|---------|
| poor          | 2      | 2%      |
| fair          | 5      | 5%      |
| good          | 35     | 34%     |
| very good     | 36     | 35%     |
| excellent     | 24     | 24%     |
| Total Valid   | 102    | 100%    |
| Total Missing | 0      |         |
| Total         | 102    |         |



32. Would you recommend this learning community to a friend or family member?

| Response      | Number | Percent |
|---------------|--------|---------|
| Yes           | 94     | 92%     |
| No            | 8      | 8%      |
| Total Valid   | 102    | 100%    |
| Total Missing | 0      |         |
| Total         | 102    |         |

