

May 29, 2007

TO: Mayra Cruz, Department Chair, Child Development

FROM: Andrew LaManque, De Anza Research  
Dianne Mak, Student Assistant

SUBJECT: Spring 2007 Child Development & Education Department Student Survey  
(online version)

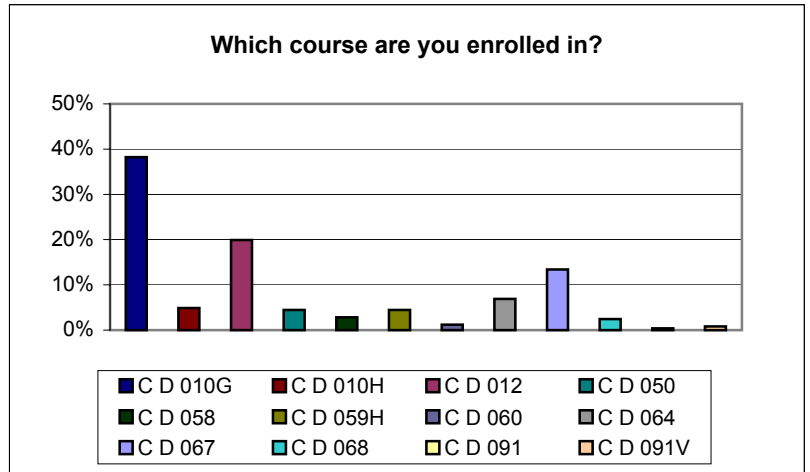
The Spring 2007 Child Development survey was conducted during the last week of April through mid-May. 246 students responded to the survey online.

Important highlights include:

- 52% (233 of 440 responses) of the students indicated that they would attend classes beginning between 4:00pm and 7:00pm (28%), and 9:00am and noon (24%).
- 76% (181 of 239) of the students responded that they reside in San Jose (33%), Cupertino (22%), and Sunnyvale (21%).
- 66% (157 of 238) of the students responded that they are currently employed. The top two selected choices were, “Not in Child Development related work” (20%), and “an aide or assistant teacher” (17%).
- 39% (82 of 210 responses) of the students indicated that they have participated in the Child Development Orientation.
- 74% (176 of 237) of the students responded that they first heard about the Child Development program at De Anza from the college catalog or schedule of classes.
- 94% (224 of 238) of the students responded that the classes they’ve taken at De Anza Child Development division are “excellent” (39%) or “very good” (55%).
- 82% (185 of 226) of the students indicated that their biggest challenges were English is their second language (33%), and work/family obligations (49%). Of those that selected “English is their second language” or “Difficulty with the English language,” 33% are of Chinese and 37% are of Spanish speaking students.

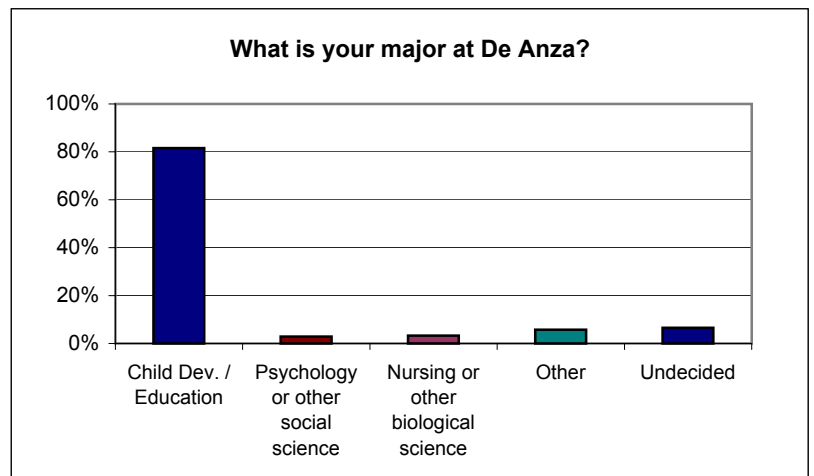
Which course are you enrolled in?

| Label         | N   | %    |
|---------------|-----|------|
| C D 010G      | 94  | 38%  |
| C D 010H      | 12  | 5%   |
| C D 012       | 49  | 20%  |
| C D 050       | 11  | 4%   |
| C D 058       | 7   | 3%   |
| C D 059H      | 11  | 4%   |
| C D 060       | 3   | 1%   |
| C D 064       | 17  | 7%   |
| C D 067       | 33  | 13%  |
| C D 068       | 6   | 2%   |
| C D 091       | 1   | 0%   |
| C D 091V      | 2   | 1%   |
| Total Valid   | 246 | 100% |
| Total Missing | 0   |      |
| Total         | 246 |      |



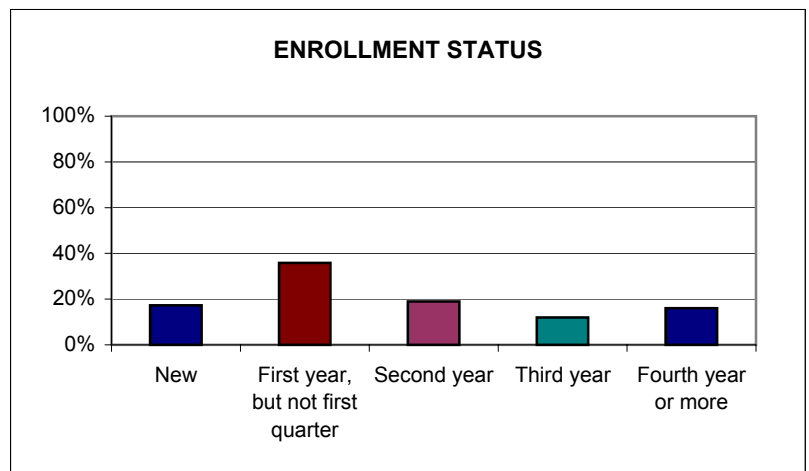
1. What is your major at De Anza?

| Label                               | N   | %    |
|-------------------------------------|-----|------|
| Child Development / Education       | 199 | 82%  |
| Psychology or other social science  | 7   | 3%   |
| Nursing or other biological science | 8   | 3%   |
| Other                               | 14  | 6%   |
| Undecided                           | 16  | 7%   |
| Total Valid                         | 244 | 100% |
| Total Missing                       | 2   |      |
| Total                               | 246 |      |



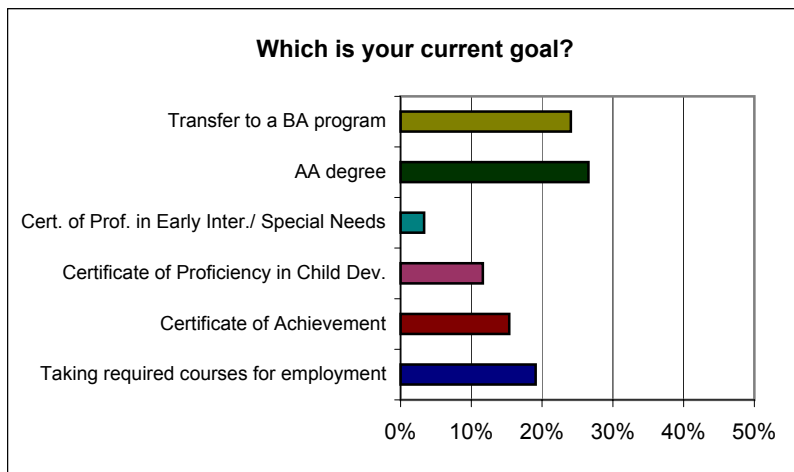
2. ENROLLMENT STATUS

| Label                             | N   | %    |
|-----------------------------------|-----|------|
| New                               | 42  | 17%  |
| First year, but not first quarter | 87  | 36%  |
| Second year                       | 46  | 19%  |
| Third year                        | 29  | 12%  |
| Fourth year or more               | 39  | 16%  |
| Total Valid                       | 243 | 100% |
| Total Missing                     | 3   |      |
| Total                             | 246 |      |



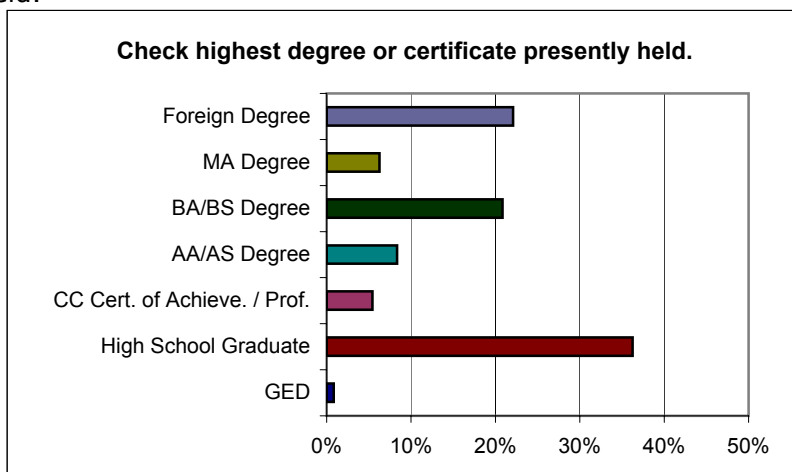
3. Which is your current goal?

| Label  | N   | %    |
|--|-----|------|
| Taking courses required for employment or in a specialized area                  | 46  | 19%  |
| Working toward a Certificate of Achievement                                      | 37  | 15%  |
| Working toward a Certificated of Proficiency in Child Development                | 28  | 12%  |
| Working toward a Certificate of Proficiency in Early Intervention/ Special Needs | 8   | 3%   |
| Working toward an AA   | 64  | 27%  |
| Working toward transfer to a BA program  | 58  | 24%  |
| Total Valid  | 241 | 100% |
| Total Missing  | 5   |      |
| Total  | 246 |      |



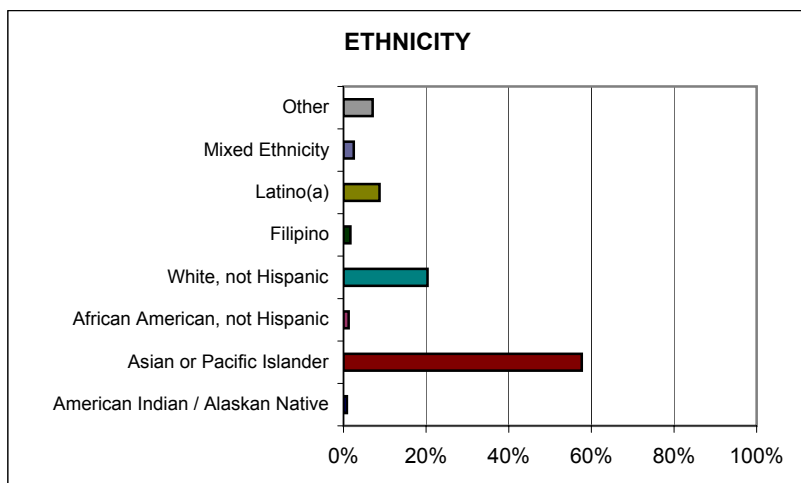
4. Check highest degree or certificate presently held.

| Label   | N   | %    |
|---|-----|------|
| GED   | 2   | 1%   |
| High School Graduate  | 87  | 36%  |
| Community College Certificate of Achievement or Proficiency | 13  | 5%   |
| AA/AS Degree  | 20  | 8%   |
| BA/BS Degree  | 50  | 21%  |
| MA Degree   | 15  | 6%   |
| Foreign Degree  | 53  | 22%  |
| Total Valid   | 240 | 100% |
| Total Missing   | 6   |      |
| Total   | 246 |      |



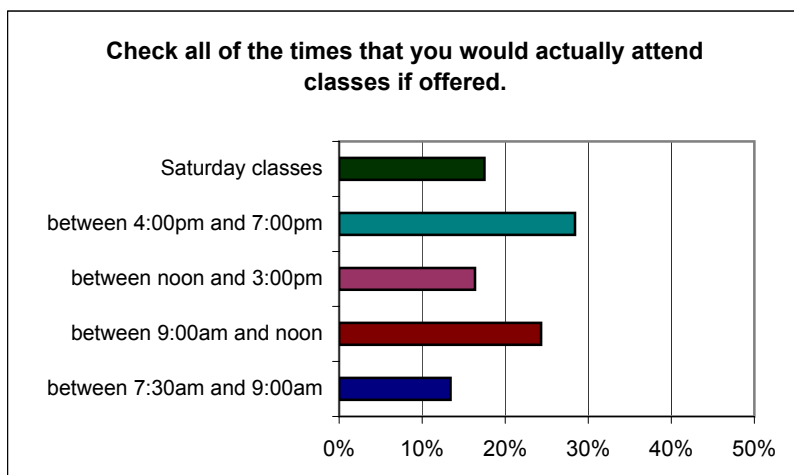
5. ETHNICITY

| Label                            | N   | %    |
|----------------------------------|-----|------|
| American Indian / Alaskan Native | 2   | 1%   |
| Asian or Pacific Islander        | 139 | 58%  |
| African American, not Hispanic   | 3   | 1%   |
| White, not Hispanic              | 49  | 20%  |
| Filipino                         | 4   | 2%   |
| Latino(a)                        | 21  | 9%   |
| Mixed Ethnicity                  | 6   | 2%   |
| Other                            | 17  | 7%   |
| Total Valid                      | 241 | 100% |
| Total Missing                    | 5   |      |
| Total                            | 246 |      |



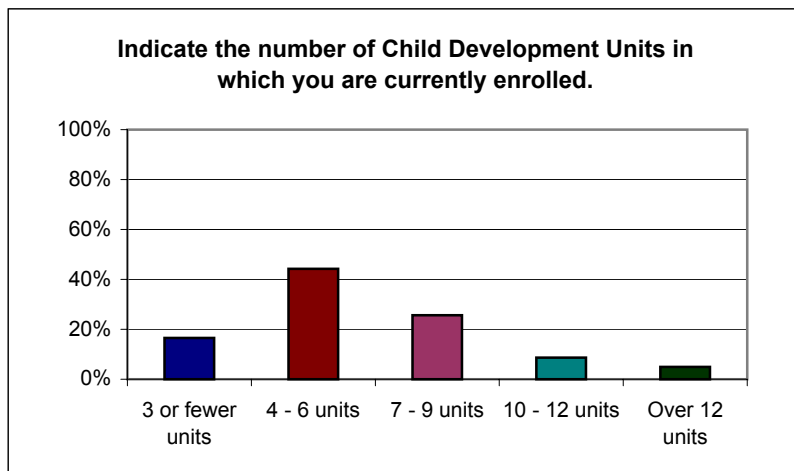
6. Check all of the times that you *would actually attend* classes if offered.

| Label                                       | N   | %    |
|---|-----|------|
| Classes beginning between 7:30am and 9:00am | 59  | 13%  |
| Classes beginning between 9:00am and noon   | 107 | 24%  |
| Classes beginning between noon and 3:00pm   | 72  | 16%  |
| Classes beginning between 4:00pm and 7:00pm | 125 | 28%  |
| Saturday classes                            | 77  | 18%  |
| Total Responses                             | 440 | 100% |
| Total Respondents                           | 240 |      |
| Total Missing                               | 6   |      |
| Total Individuals                           | 246 |      |



7. Indicate the number of Child Development Units in which you are currently enrolled.

| Label             | N   | %    |
|-------------------|-----|------|
| 3 or fewer units  | 40  | 17%  |
| 4 - 6 units       | 107 | 44%  |
| 7 - 9 units       | 62  | 26%  |
| 10 - 12 units     | 21  | 9%   |
| Over 12 units     | 12  | 5%   |
| Total Valid       | 242 | 100% |
| Total Missing     | 4   |      |
| Total Individuals | 246 |      |



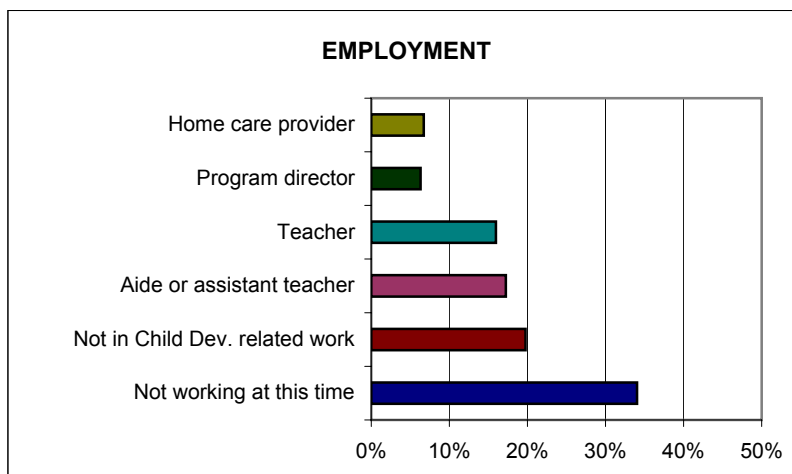
## 8. What is your residential zip code?

| Label                                  | N   | %    |
|--|-----|------|
| Belmont (94002)                        | 2   | 1%   |
| Campbell (95008)                       | 7   | 3%   |
| Cupertino (95014)                      | 52  | 22%  |
| Felton (95018)                         | 1   | 0%   |
| Fremont (94538, 94555)                 | 5   | 2%   |
| Los Altos (94022)                      | 2   | 1%   |
| Los Gatos (95032)                      | 1   | 0%   |
| Milpitas (95035)                       | 3   | 1%   |
| Morgan Hill (95037)                    | 1   | 0%   |
| Mountain View (94040, 94041, 94043)    | 9   | 4%   |
| Palo Alto (94306)                      | 3   | 1%   |
| Pleasanton (94588)                     | 1   | 0%   |
| Redwood City (94063)                   | 1   | 0%   |
| *San Jose                              | 80  | 33%  |
| San Leandro (94577)                    | 1   | 0%   |
| San Ramon (94582)                      | 1   | 0%   |
| Santa Clara (95050, 95051, 95054)      | 17  | 7%   |
| Saratoga (95070)                       | 3   | 1%   |
| Sunnyvale (94085, 94086, 94087, 94089) | 49  | 21%  |
| Total Valid                            | 239 | 100% |
| Total Missing                          | 7   |      |
| Total                                  | 246 |      |

\*NOTE: San Jose includes the following zip codes: 95111, 95116, 95117, 95118, 95120, 95121, 95122, 95123, 95124, 95125, 95126, 95127, 95128, 95129, 95130, 95131, 95132, 95133, 95134, 95135, 95136, 95138.

## 9. EMPLOYMENT

| Label   | N   | %    |
|---|-----|------|
| Not working at this time                            | 81  | 34%  |
| Employed, but not in Child Development related work | 47  | 20%  |
| Currently an aide or assistant teacher              | 41  | 17%  |
| Currently a teacher                                 | 38  | 16%  |
| Currently a program director                        | 15  | 6%   |
| Currently a home care provider                      | 16  | 7%   |
| Total Valid   | 238 | 100% |
| Total Missing                                       | 8   |      |
| Total   | 246 |      |



## 10. What is your worksite's zip code?

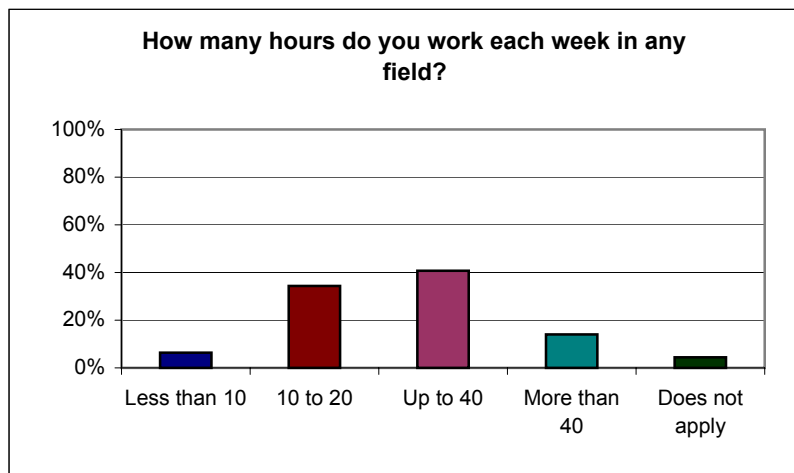
| Label                                  | N   | %    |
|--|-----|------|
| Atherton (94027)                       | 1   | 1%   |
| Campbell (95008)                       | 2   | 2%   |
| Cupertino (95014)                      | 32  | 26%  |
| Fremont (94538)                        | 2   | 2%   |
| Hayward (94545)                        | 1   | 1%   |
| Los Altos (94022, 94024)               | 3   | 2%   |
| Los Gatos (95030, 95032)               | 4   | 3%   |
| Menlo Park (94025)                     | 1   | 1%   |
| Milpitas (95035)                       | 4   | 3%   |
| Mountain View (94040, 94042, 94043)    | 11  | 9%   |
| Morgan Hill (95037)                    | 1   | 1%   |
| Palo Alto (94303, 94306)               | 8   | 7%   |
| Redwood City (94061)                   | 1   | 1%   |
| *San Jose                              | 25  | 20%  |
| Santa Clara (95050, 95051, 95054)      | 8   | 7%   |
| Saratoga (95070)                       | 1   | 1%   |
| Sunnyvale (94085, 94086, 94087, 94089) | 18  | 15%  |
| Total Valid                            | 123 | 100% |
| Total Missing                          | 34  |      |
| Total Employed                         | 157 |      |

\*Note: San Jose includes the following zip codes: 95112, 95117, 95119, 95123, 95124, 95126, 95127, 95128, 95129, 95132, 95133, 95134, 95135. All data excludes individuals that are not employed.

## 11. How many hours do you work each week in any field?

| Label          | N   | %    |
|----------------|-----|------|
| Less than 10   | 10  | 6%   |
| 10 to 20       | 54  | 34%  |
| Up to 40       | 64  | 41%  |
| More than 40   | 22  | 14%  |
| Does not apply | 7   | 4%   |
| Total Valid    | 157 | 100% |
| Total Missing  | 0   |      |
| Total Employed | 157 |      |

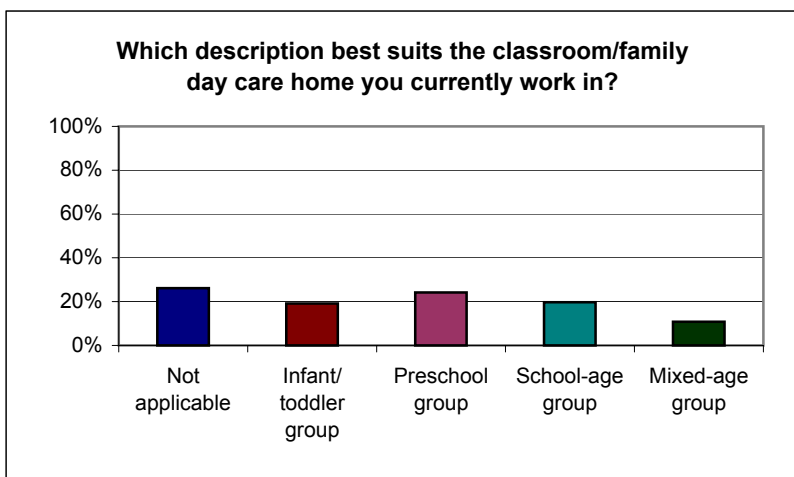
Note: Data excludes individuals that are not employed.



12. Which description best suits the classroom/family day care home you currently work in?

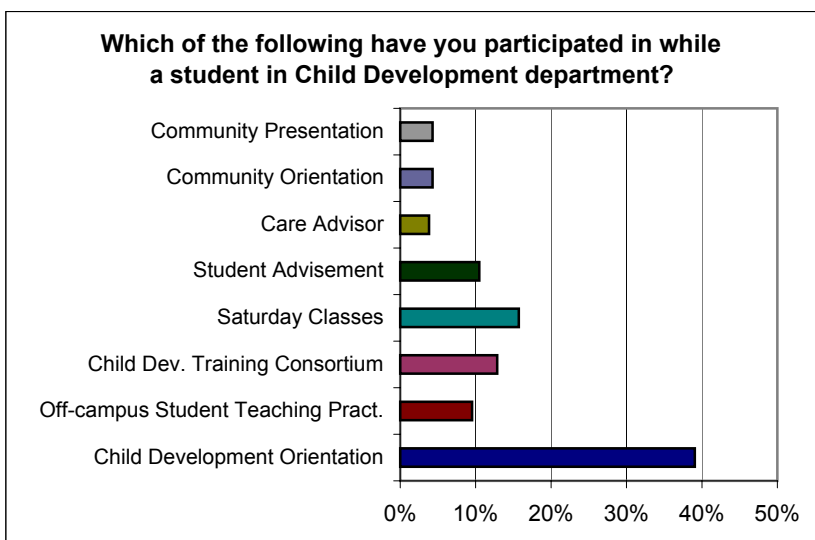
| Label                 | N   | %    |
|-----------------------|-----|------|
| Not applicable        | 41  | 26%  |
| Infant/ toddler group | 30  | 19%  |
| Preschool group       | 38  | 24%  |
| School-age group      | 31  | 20%  |
| Mixed-age group       | 17  | 11%  |
| Total Responses       | 157 | 100% |
| Total Respondents     | 157 |      |
| Total Missing         | 0   |      |
| Total Employed        | 157 |      |

Note: Data excludes individuals that are not employed.



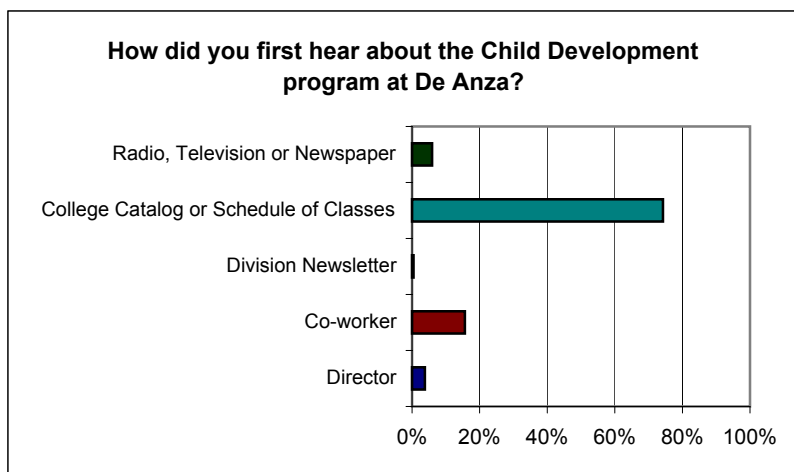
13. Which of the following have you participated in while a student in Child Development department?

| Label                         | N   | %    |
|-------------------------------|-----|------|
| Child Development Orientation | 82  | 39%  |
| Off-campus Student Teaching   | 20  | 10%  |
| Practicum                     |     |      |
| Child Development Training    | 27  | 13%  |
| Consortium                    |     |      |
| Saturday Classes              | 33  | 16%  |
| Student Advisement            | 22  | 10%  |
| Care Advisor                  | 8   | 4%   |
| Community Orientation         | 9   | 4%   |
| Community Presentation        | 9   | 4%   |
| Total Responses               | 210 | 100% |
| Total Respondents             | 155 |      |
| Total Missing                 | 91  |      |
| Total Individuals             | 246 |      |



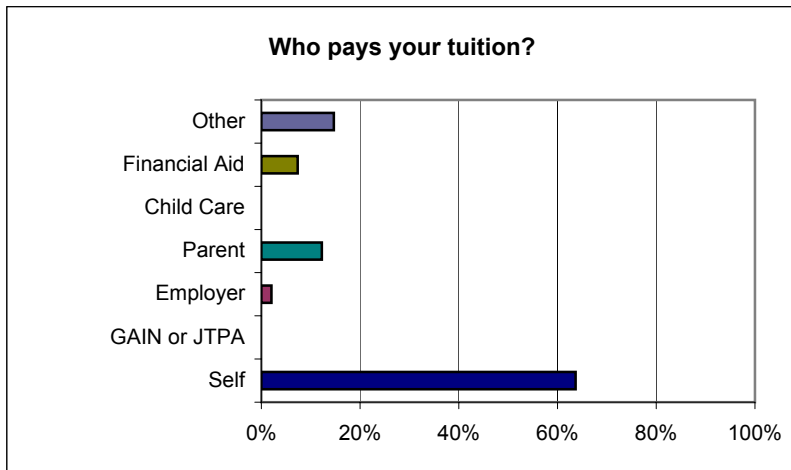
14. How did you first hear about the Child Development program at De Anza?

| Label                                  | N   | %    |
|--|-----|------|
| Director                               | 9   | 4%   |
| Co-worker                              | 37  | 16%  |
| Division Newsletter                    | 1   | 0%   |
| College Catalog or Schedule of Classes | 176 | 74%  |
| Radio, Television or Newspaper         | 14  | 6%   |
| Total Valid                            | 237 | 100% |
| Total Missing                          | 9   |      |
| Total                                  | 246 |      |



15. Who pays your tuition?

| Label             | N   | %    |
|-------------------|-----|------|
| Self              | 156 | 64%  |
| GAIN or JTPA      | 0   | 0%   |
| Employer          | 5   | 2%   |
| Parent            | 30  | 12%  |
| Child Care        | 0   | 0%   |
| Financial Aid     | 18  | 7%   |
| Other             | 36  | 15%  |
| Total Responses   | 245 | 100% |
| Total Respondents | 240 |      |
| Total Missing     | 6   |      |
| Total Individuals | 246 |      |




15a. If you selected "other," please indicate who pays your tuition below.

| Label               | N  | %    |
|---------------------|----|------|
| Spouse              | 27 | 75%  |
| EOPS                | 2  | 6%   |
| BOGG/CALWORKS       | 2  | 6%   |
| CDTC                | 1  | 3%   |
| Military fee waiver | 1  | 3%   |
| Business write-off  | 1  | 3%   |
| Middle college      | 1  | 3%   |
| Scholarship         | 1  | 3%   |
| Total Valid         | 36 | 100% |
| Total Missing       | 0  |      |
| Total               | 36 |      |

16. Check all options that you will complete in this academic year.

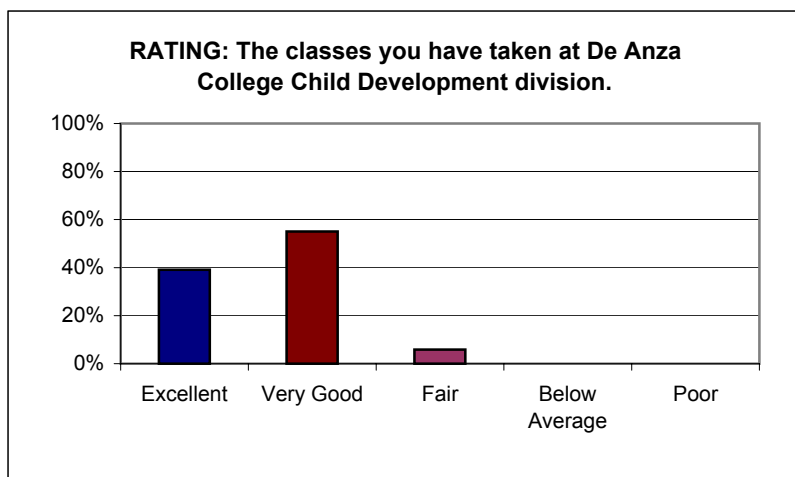
| Label  | N   | %    |
|--|-----|------|
| Certificate of Completion  | 55  | 26%  |
| Certificate of Achievement   | 60  | 29%  |
| Certificate of Proficiency (CD or Early Intervention/ Special Ed.) | 27  | 13%  |
| A.A. Degree in Child Development                                   | 26  | 12%  |
| All transfer requirements for College or University of your choice | 41  | 20%  |
| Total Responses  | 209 | 100% |
| Total Respondents  | 169 |      |
| Total Missing  | 77  |      |
| Total Individuals  | 246 |      |





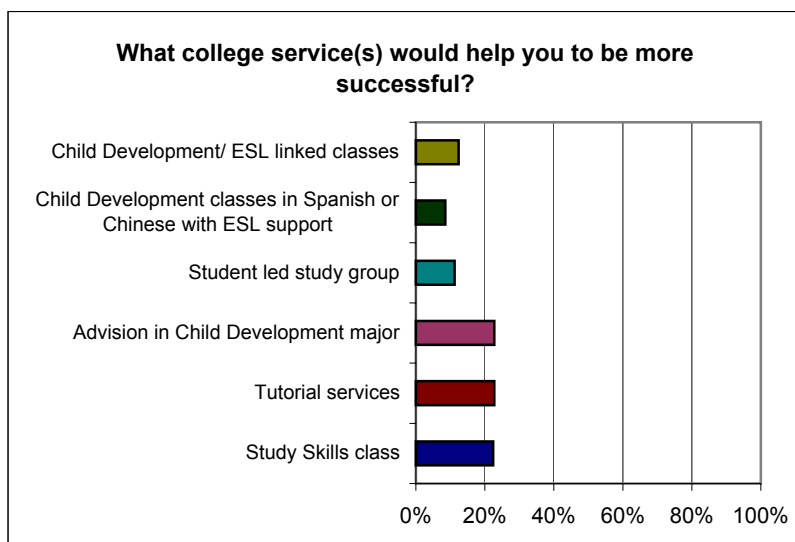
17. RATING: The classes you have taken at De Anza College Child Development division.

| Label         | N   | %    |
|---------------|-----|------|
| Excellent     | 93  | 39%  |
| Very Good     | 131 | 55%  |
| Fair          | 14  | 6%   |
| Below Average | 0   | 0%   |
| Poor          | 0   | 0%   |
| Total Valid   | 238 | 100% |
| Total Missing | 8   |      |
| Total         | 246 |      |



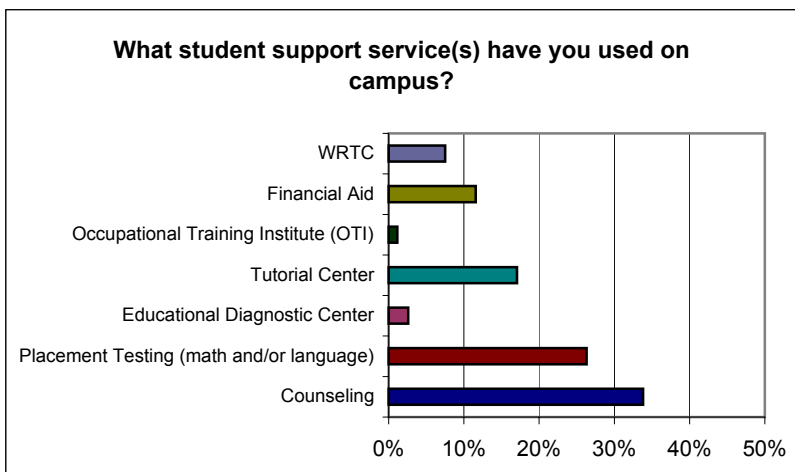
18. What college service(s) would help you to be more successful?

| Label  | N   | %    |
|--|-----|------|
| Study Skills class   | 76  | 22%  |
| Tutorial services  | 77  | 23%  |
| Advison in Child Development major                               | 77  | 23%  |
| Student led study group  | 38  | 11%  |
| Child Development classes in Spanish or Chinese with ESL support | 29  | 9%   |
| Child Development/ ESL linked classes                            | 42  | 12%  |
| Total Responses  | 339 | 100% |
| Total Respondents  | 201 |      |
| Total Missing  | 45  |      |
| Total Individuals  | 246 |      |



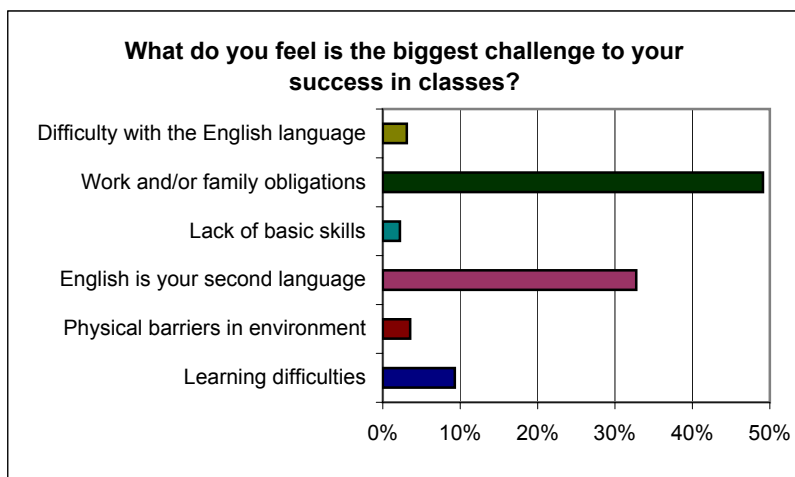
19. What student support service(s) have you used on campus?

| Label                                    | N   | %    |
|--|-----|------|
| Counseling                               | 117 | 34%  |
| Placement Testing (math and/or language) | 91  | 26%  |
| Educational Diagnostic Center            | 9   | 3%   |
| Tutorial Center                          | 59  | 17%  |
| Occupational Training Institute (OTI)    | 4   | 1%   |
| Financial Aid                            | 40  | 12%  |
| WRTC                                     | 26  | 8%   |
| Total Responses                          | 346 | 100% |
| Total Respondents                        | 185 |      |
| Total Missing                            | 61  |      |
| Total Individuals                        | 246 |      |



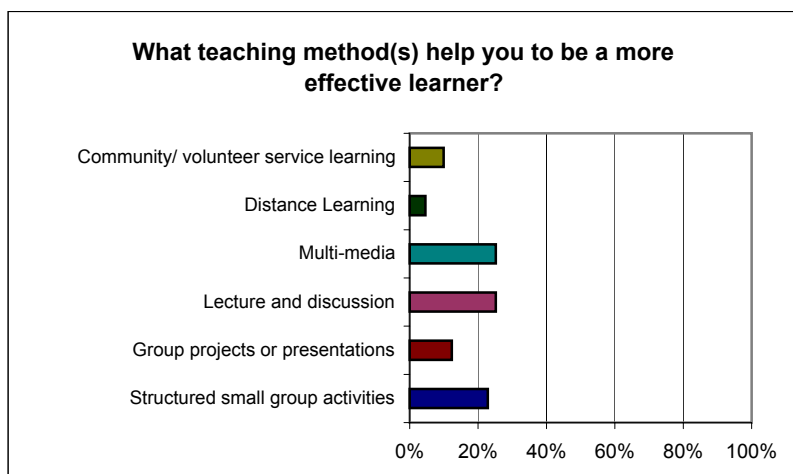
20. What do you feel is the biggest challenge to your success in classes?

| Label                                | N   | %    |
|--------------------------------------|-----|------|
| Learning difficulties                | 21  | 9%   |
| Physical barriers in environment     | 8   | 4%   |
| English is your second language      | 74  | 33%  |
| Lack of basic skills                 | 5   | 2%   |
| Work and/or family obligations       | 111 | 49%  |
| Difficulty with the English language | 7   | 3%   |
| Total Valid                          | 226 | 100% |
| Total Missing                        | 20  |      |
| Total                                | 246 |      |



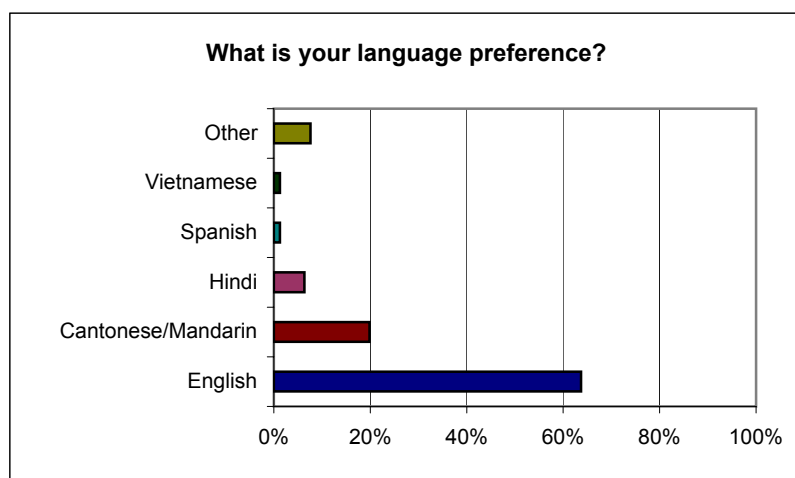
21. What teaching method(s) help you to be a more effective learner?

| Label  | N   | %    |
|--|-----|------|
| Structured small group activities                  | 115 | 23%  |
| Group projects or presentations                    | 62  | 12%  |
| Lecture and discussion                             | 127 | 25%  |
| Multi-media (e.g. video, powerpoint presentations) | 127 | 25%  |
| Distance Learning                                  | 23  | 5%   |
| Community/ volunteer service learning              | 50  | 10%  |
| Total Responses                                    | 504 | 100% |
| Total Respondents                                  | 235 |      |
| Total Missing                                      | 11  |      |
| Total Individuals                                  | 246 |      |



22. What is your language preference?

| Label              | N   | %    |
|--------------------|-----|------|
| English            | 151 | 64%  |
| Cantonese/Mandarin | 47  | 20%  |
| Hindi              | 15  | 6%   |
| Spanish            | 3   | 1%   |
| Vietnamese         | 3   | 1%   |
| Other              | 18  | 8%   |
| Total Valid        | 237 | 100% |
| Total Missing      | 9   |      |
| Total              | 246 |      |



22a. If you selected "other," please indicate your language preference below.

| Label         | N  | %    |
|---------------|----|------|
| Farsi         | 3  | 18%  |
| French        | 1  | 6%   |
| Gujrati       | 1  | 6%   |
| Japanese      | 4  | 24%  |
| Korean        | 3  | 18%  |
| Russian       | 1  | 6%   |
| Sinhalese     | 1  | 6%   |
| Urdu          | 3  | 18%  |
| Total Valid   | 17 | 100% |
| Total Missing | 1  |      |
| Total         | 18 |      |

22b. What is your language preference? (NOTE: Data includes individuals that selected "English is your second language" or "Difficulty with English" in question 20).

| Label              | N  | %    |
|--------------------|----|------|
| English            | 16 | 21%  |
| Cantonese/Mandarin | 41 | 53%  |
| Hindi              | 4  | 5%   |
| Spanish            | 1  | 1%   |
| Vietnamese         | 3  | 4%   |
| Farsi              | 2  | 3%   |
| French             | 1  | 1%   |
| Japanese           | 4  | 5%   |
| Korean             | 3  | 4%   |
| Urdu               | 2  | 3%   |
| Total Valid        | 77 | 100% |
| Total Missing      | 4  |      |
| Total              | 81 |      |

NOTE: The following comments are taken from the online survey.

**Please make any comments you would like to the Division Dean regarding new coursework you would like to see, successes or problems you've experienced in the division, or other areas as needed.**

- 1 One problem I encountered is that I need to pick up my daughter at 3:00 pm. Is it possible to open more diversified classes such as "Creative Arts" or "Music and Movement" in the morning or before 3:00pm? Even though English is my second language, I don't mind having classes in English because it's necessary and important to improve my English. Thank you for taking this into consideration!
- 2 I like so much my teacher cordero juanta. Her teaching method is so good. I like also de Anza college. Because here is a lot of opportunities.
- 3 I really enjoy working with kids, since I have 3 nephews and 2 nieces would love to know about these kids.
- 4 I would like to see more morning or afternoon classes for the students that do not work, and have them twice a week. Would like to see more hands on learning than just read about the subject.
- 5 1. Not many choices for selecting the course. 2. The class schedule is not good for people like me who is working full-time.
- 6 After the instructors give quiz or midterm, it is mostly multiple choice. They do not give the Quiz paper or the scantron back to the students nor they discuss the answers after the quiz results are given. If this is done, the students will know what was wrong and why it was wrong. I think the answers should be discussed.
- 7 all child development classes are interesting and knowledgeable.
- 8 All of the teachers I have had for Child Development classes at De Anza have been exceptionally helpful, knowledgeable, and motivating. It is clear that they are in the field of Child Development to really make a difference. They want their students to succeed and become great assistants to the
- 9 An excellent program! I wish more classes are offered in the mornings.
- 10 At the beginning when I decided to enroll myself at De Anza, I felt anxious and nervous, because everything seemed difficult, new and different. Fortunately, I found with good counselors, classmates that have helped me a lot in my development.
- 11 De Anza college is great. I am very happy to be in this type of environment.
- 12 drop in child care for evening/sat courses for child development students.
- 13 Encourage instructors of all courses to get to know the goals and interests of each of their students in taking their course or being in the program. And then guide them or help them reach those goals.
- 14 ESL linked classes with child development, help a lot. Thank you
- 15 Evening classes work best - why wasn't that an option on the form? The support service I'd like the most is to have the department head return my repeated requests for information in a timely manner, and to have CD courses planned out for the next calendar year, so that students can plan their busy schedules accordingly. Without knowing which classes will be offered when, we cannot plan to complete our degree.
- 16 Flexible schedule for moms who take CD classes. Less volunteer work. Parking problems near CD classes. More special ed classes in future.
- 17 great
- 18 hope there are more choices of online class.
- 19 I am also a nursing major but I love my child development classmates, instructor and class better. I enjoy coming to class. I like how the instructor use real life instances to give examples. The observations we do are a real help too.
- 20 I am really enjoying the classes. I would like to study more and always feel my lack of study. But I am so glad I could choose Child development as my major.
- 21 I am really enjoying the classes though it has been awhile since I attended college. I really am looking forward to doing more classes to better myself.
- 22 I am totally happy here!!!
- 23 I am very impressed with the quality of the classes deAnza is providing. It amazes me that even
- 24 I applied for The Child Development Training Consortium my first quarter, Fall 2006 and received an

- 25 i appreciate that this college has study skill class.
- 26 I feel lucky and happy to have an opportunity to learn in CDC because all teachers are excellent and the curriculum is very practical. I have made a big progress in my professional career pursuing. One of the problem is that I don't know why the class CD 65 "School-age Child education program" has not been offered for over one year. It opened for registration this quarter, but it was cancelled finally. I hope someone else can explain the reason and tell me when it will open.
- 27 I feel there should be more classes on Saturday and Sunday so that people who cannot make it on weekdays can attend the weekend classes and complete their courses quickly.
- 28 I have been very pleased with the teaching staff and their teaching strategy. I am planning to take classes that will take to a next level in obtaining CD Permit.
- 29 I have just returned to school after a 20 year break and am completely new to the child development program. So far I have been very happy with the information that I have learned and will certainly have more feedback after I have a few more classes under my belt.
- 30 I have only one comment to the Dean is that the DASB system is not working very well. It causes troubles to students, who use services under DASB system such as printing, DASB cards,... Every things else are very good.
- 31 I have taken two different child development classes at De Anza and they both have helped me greatly in the understanding of the developmental process of children. I feel that I am more prepared to become a parent and I feel I am learning very useful and vital information. I would highly recommend the child development classes I have taken and many more.
- 32 I have to do the class, student teaching practicum, but I already work for other preschool so I have no time for the class. Could you give the flexible time to take this class instead of the fixed class time?
- 33 I haven't experienced any problem so far, everything has been excellent. I'm also enrolled in the Counseling class, and I think it has helped me a lot.
- 34 I like your Program.
- 35 I really appreciate if you can introduce more class starting from 6:30 pm. Thanking you,
- 36 I really liked this survey
- 37 I sincerely appreciate the efforts the Child Development department/division is doing to help the students succeed in this area of education. I especially find the newly added course with the work assignment on campus at the Child Center to be very helpful for students who have later in their life decide to change their major/career path. I am such a student and I don't have the basic skills or requirements that are necessary to work at a child care facility. I have applied to different jobs and even though I have over 15 credits in Child Development, and by state requirements I have the lowest education requirements, I have had no luck and repeatedly get the reply that I am not qualified for the job to be a child care giver. I doubt that even if I graduate with honors from the program, without experience (besides babysitting) I'm not going to be very successful in the work force in Child Care. So, again thank you and I appreciate these surveys. All my instructors have been great and I can't think of a single thing that needs improvement.
- 38 I think a helpful tool that Mrs. Cordero uses is relating everything to specific situations that she knows. It helps me to recall her stories and make connections. It is also helpful to have small activities like making charts on the board where we as students are more involved instead of just listening to a lecture for an hour and a half. I wish more departments would teach in this way when possible.
- 39 I want some more classes on Saturdays and some Montessori classes and variety of courses in child development.
- 40 I will be glad if they will have student orientation often.
- 41 I will like to have more classes on Montessori methods in more than one quarter and also some more Saturday classes. It will be nice if the college provide some seminars or meetings on teaching permits and evaluation of foreign degrees.
- 42 I wish more classes were offered in the morning (7-10am) and in the evening (after 6:30pm)
- 43 I WOULD LIKE CHILD DEVELOPMENT TO OFFER SOME MORE CLASSES DURING THE DAY INSTEAD OF NIGHT.
- 44 I would like to see more group projects amongst the Child Development students (not necessarily the same class.) I think more interaction would help us grow in our experiences and get to know each other better. It could also enrich possible careers with children that we might have.

- 45 I would like to suggest including a practical or onsite training under the supervision of instructors for most of the CD courses. It will help students like me who are new in the field to learn to incorporate and use theory in actual day to day situations. Thnak you! I enjoy studying at DeAnza!
- 46 Increase more training opportunities for students.
- 47 It is hard for me to go back to school after 10 years because of family commitments,working,and homework,however I have enjoyed coming back because of the years of experience, and background I have working with children.
- 48 It's hard to make an appointment with a CARES College Representative for PDEP.
- 49 It's very difficult as a student who works full time to find times to do child observations in a childcare setting. I also haven't seen the Student teaching practicum classes (CD51) offered at a time that I would be able to atttend in the last 4 quarters.
- 50 Jennifer McGuinness Child Development 10G Tues/Thurs 8:30am-9:55am Instructor: Juanita Cordero
- 51 More classed offerred at 10:00am slot
- 52 More direct information regarding children in poverty. More information about the direct correlation between poverty, drug use, lack of self esteem, and the struggle within some family units when one or more persons want to better themselves through, i.e. education, and other members try to create a division between the children and the educators or others willing to assist in broadening the child's thinking skills, etc.
- 53 More evening classes offered starting after 5:30.
- 54 more online courses
- 55 More Partical work should be added.
- 56 more practcuim needed.
- 57 Over all the staff is great. Cordero has been the best teacher i've had so far. I succeeded well in her classes due to the way she teaches. she uses many visuals, lectures well and has occasional small group discussions. I'd say the part that I need most from De Anza that I'm struggling with is the advising.
- 58 Please offer more class in the evening and the possibility of having advisors in the evenings.
- 59 powerpoint presentations make copys to be curriculums from taxt books that students can buy from book store.
- 60 Professors Wylde, Cordero, and Cochran are all top notch. There dedication to the students success is paramount.
- 61 Sir/ Mam I would like to see that the more courses be repeated atleast in two quarters at different times of the day, and more prefference for the evening classes.The load of the assignments should be reduced by giving more discussions, smaller assignment. I basically liked the saturday classes idea although I have not taken any. Thanks
- 62 Sir/Mam The classaes are really exellent. The teaching methods and instrctors are knowledgable. I wolud like to see frequent repeation of courses at different times and in all the quarters. Like superviision class is offered in only one quarter, that means if incase I miss in fall I have to wait for one whole year to take it. Thanks for having my opinion.
- 63 So far i am enjoying my first quarter classes very much though I think its little faster than I think.I am taking one tutorial class too , I am sure its going to help me in my study but cant realize why we have to do the assignment(already have too much of assignment) for that.
- 64 some of the staff are hard in teaching method and is not clear . when i try one of them i could wait more than a year to take anther classe because it is provided by this instuctor and vise verse. if this on is clear and open a disscosion ,easy going, i am looking for him or her for my next classe.
- 65 Special Ed. Maths and sciences/early years Bilingual children Learning a second language/early years
- 66 Thank you for support the class of Child Development classes in Chinese with English as a second language. I really learn a lots from this class. It impove my language and build my faith to take more of classes. Thanks again!
- 67 Thanks for this survey. In case my Child Development teacher needs to verify that I took this survey, you can tell her my name: Perna Patel for CD10G with Prof.Cordero. Thanks again! I love the CD classes at De Anza.

- 68 The Child Development Department of De Anza College offers great learning experiences along with experienced, professional instructors that offer the best guidance and assistance when sought after. I have learned a lot by attending this college and continue to learn while working at the Child Development Center of De Anza College. Thank you.
- 69 The sitting arrangements with small hard chairs in the classroom is most uncomfortable for adults .
- 70 this is my first cd course but I feel maybe it is a bit too much assignment. is this the norm?
- 71 This is the first Child Development class I have taken here at De Anza, but so far I think the program and its intentions are great.
- 72 Though video presentation is good to understand but some time it is too much because we can see the video at home also. I prefer more discussion, teacher's lecture to understand the concept.
- 73 While giving assignments to students the instructors should keep in mind that a lot of students like me are taking other courses, working full time jobs and also have a home to take care of. It will be wonderful if we are not over loaded with assignments. Thanks
- 74 would like to see CD 52 offered in the evening (6:30pm) for fall 2007 so I can complete my AA degree in Child development.