

De Anza College Office of Institutional Research and Planning

To: Jerry Rosenberg, Dean PSME Division

From: Mallory Newell, College Researcher
Nergal Issaie, Student Assistant

Date: 1/14/2011

Subject: EnableMath Survey Results, Fall 2010

An online survey of EnableMath was emailed to a sample of 802 students of De Anza College at the end of the fall quarter 2010. A total of 93 students completed the online survey for a response rate of 12%. This response rate is below that of fall 2008 (306 respondents) and winter 2008 (291 respondents). The fall 2008 data is used to compare to the fall 2010 results when there is a significant change in trends.

Important Highlights Include:

- Fifty-seven percent of respondents report this is their first math class at De Anza College. This response is down from 63% in fall 2008.
- Eighty-six percent of respondents report this is their first math class using EnableMath. This response is the same as fall 2008.
- Twenty-eight percent of respondents report they spend between 5-9 hours per week (on average) doing math outside of the regular class/lab. This response is the same as fall 2008.
- Sixty-one percent of respondents “agree” or “strongly agree” that they felt more engaged using EnableMath software. This response is down from 78% in fall 2008.
- Fifty-seven percent of respondents report they “agree” or “strongly agree” that EnableMath helped them learn more math than they would have without the software. This response is down from 72% in fall 2008.
- Fifty-eight percent of respondents report they “agree” or “strongly agree” that EnableMath helped to improve their grade. This response is down from 76% in fall 2008.
- Forty-nine percent of respondents report they “agree” or “strongly agree” that they learned some facts from EnableMath that were not presented in the lecture. This response is down from 62% in fall 2008.
- Sixty-two percent of respondents report they “agree” or “strongly agree” they would take another math class with EnableMath. This response is down from 78% in fall 2008.
- Fifty-nine percent of respondents report they “agree” or “strongly agree” they would recommend the EnableMath program to other students. This response is down from 80% in fall 2008.

- Fifty percent of respondents who report they spend more than 5 hours doing math outside of class “agree” or “strongly agree” that EnableMath helped to improve their grade. This response is down from 78% in fall 2008.

All EnableMath sections were given the opportunity to participate in the survey. The sections listed below participated in the fall 2010 survey. The table includes the total number of respondents in each section and the percent of the total for each class.

Section	Percent out of respondents		Response rate per class					
	N	%	Math114		Math210		Math212	
			N	%	N	%	N	%
MATH-114.-02 LOGVINENKO	10	11%	10	19%				
MATH-114.-03 MATHIOS	1	1%	1	2%				
MATH-114.-04 LO	5	5%	5	9%				
MATH-114.-06 LO	2	2%	2	4%				
MATH-114.-13 LOGVINENKO	3	3%	3	6%				
MATH-114.-14 LOGVINENKO	3	3%	3	6%				
MATH-114.-15 LOGVINENKO	4	4%	4	7%				
MATH-114.-61 ABB	12	13%	12	22%				
MATH-114.-64 TRAYER	9	10%	9	17%				
MATH-114.-68 ABB	5	5%	5	9%				
MATH-210.-03 LESKINEN	5	5%			5	50%		
MATH-210.-05 LESKINEN	2	2%			2	20%		
MATH-210.-09 VISWANADHA	2	2%			2	20%		
MATH-210.-21 PLUM	1	1%			1	10%		
MATH-212.-02 ISON	5	5%					5	17%
MATH-212.-04 ISON	5	5%					5	17%
MATH-212.-07 LOGVINENKO	5	5%					5	17%
MATH-212.-13 ISON	3	3%					3	10%
MATH-212.-21 LOPEZ	3	3%					3	10%
MATH-212.-26 GERAGHTY	2	2%					2	7%
MATH-212.-61 SALES	2	2%					2	7%
MATH-212.-62 SALES	4	4%					4	14%
Total	93	100%	54	100%	10	100%	29	100%

EnableMath sections that did not participate in the survey include:

MATH-210.-06D PLUM

MATH-114.-62Z PLUM

Email sent to students:

De Anza College is interested in learning your opinion!

We are conducting a short survey (12 questions) about your experience with the EnableMath software this term.

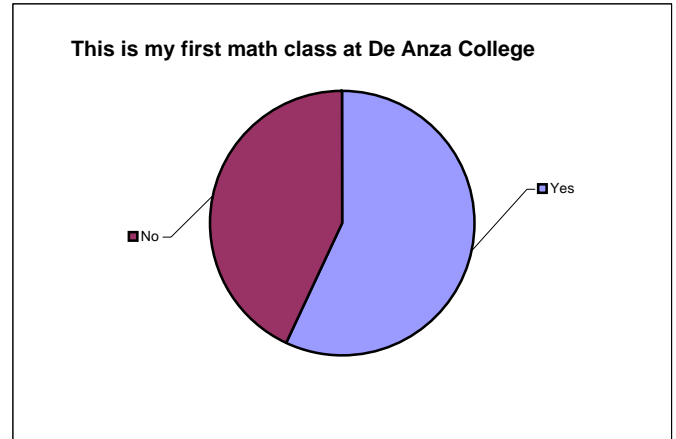
The survey can be completed at: <http://www.research.fhda.edu/cgi-bin/rws3.pl?FORM=enablemathfall>

Thank you very much for your participation.

EnableMath End of Class Survey Result, Fall 2010

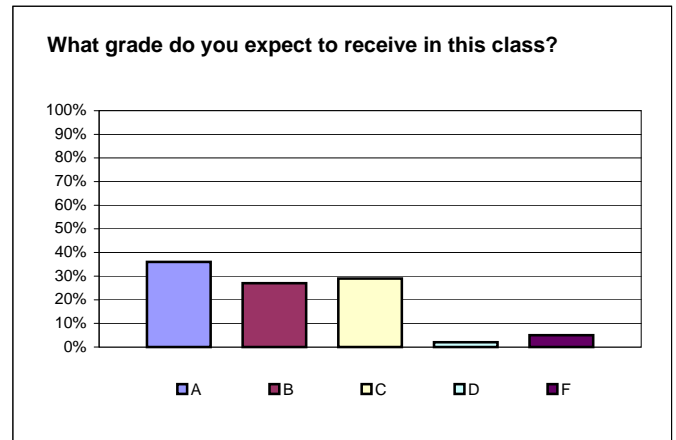
This is my first math class at De Anza College

Response	N	%
Yes	53	57%
No	40	43%
Total	93	100%



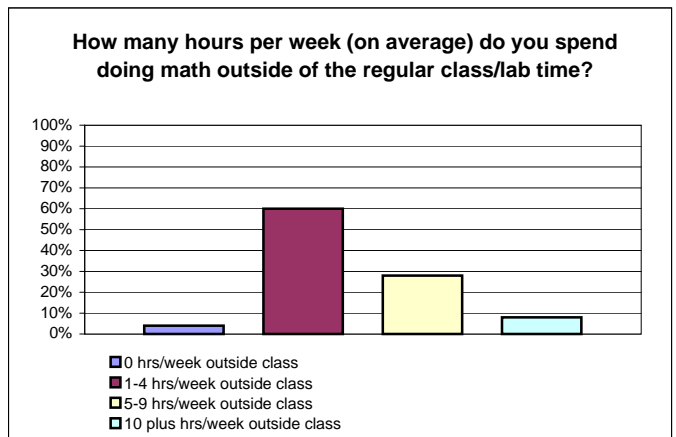
What grade do you expect to receive in this class?

Response	N	%
A	33	36%
B	25	27%
C	26	29%
D	2	2%
F	5	5%
Total	91	100%



How many hours per week (on average) do you spend doing math outside of the regular class/lab time?

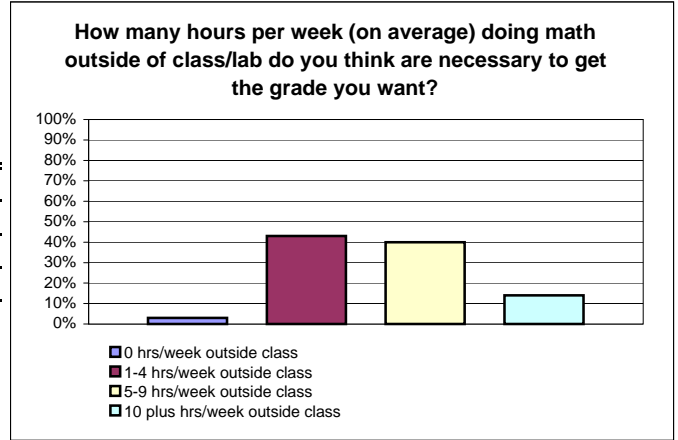
Response	N	%
0 hrs/week outside class	4	4%
1-4 hrs/week outside class	56	60%
5-9 hrs/week outside class	26	28%
10 plus hrs/week outside class	7	8%
Total	93	100%



EnableMath End of Class Survey Result, Fall 2010

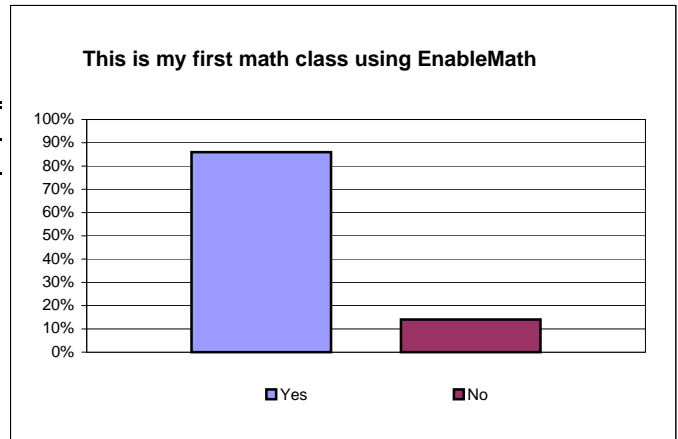
How many hours per week (on average) doing math outside of class/lab do you think are necessary to get the grade you want?

Response	N	%
0 hrs/week outside class	3	3%
1-4 hrs/week outside class	40	43%
5-9 hrs/week outside class	37	40%
10 plus hrs/week outside class	13	14%
Total	93	100%



This is my first math class using EnableMath

Response	N	%
Yes	78	86%
No	13	14%
Total	91	100%



EnableMath End of Class Survey Result, Fall 2010

Please rate your experience with the EnableMath software this semester

Question	Strongly Agree		Agree		Disagree		Strongly Disagree		Total	
	N	%	N	%	N	%	N	%	N	%
1. I felt more engaged using EnableMath software	17	19%	38	42%	18	20%	17	19%	90	100%
2. EnableMath helped me learn more math than I would have without the software	15	17%	36	40%	18	20%	20	22%	89	100%
3. EnableMath helped to improve my grade	17	19%	35	39%	17	19%	21	23%	90	100%
4. I learned some facts from EnableMath that were not presented in the lecture	14	16%	30	33%	28	31%	18	20%	90	100%
5. I would take another math class with EnableMath	26	29%	29	33%	12	13%	22	25%	89	100%
6. I would recommend the EnableMath program to other students	30	33%	23	26%	14	16%	23	26%	90	100%

EnableMath End of Class Survey Result, Fall 2010

	0 hrs/week outside class		1-4 hrs/week outside class		5-9 hrs/week outside class		10 plus hrs/week outside class		Total Responses	
	N	%	N	%	N	%	N	%	N	%
How many hours per week (on average) do you spend doing math outside of the regular class/lab time?	4	4%	56	60%	26	28%	7	8%	93	100%
How many hours per week (on average) doing math outside of class/lab do you think are necessary to get the grade you want?	3	3%	40	43%	37	40%	13	14%	93	100%

	Yes		No		Total Responses	
	N	%	N	%	N	%
This is my first math class at De Anza College	53	57%	40	43%	93	100%
This is my first math class using EnableMath	78	86%	13	14%	91	100%

Expect an A in the class		Expect a B in the class		Expect a C in the class		Total Responses		5+ hours homework		Less than 5 homework		Total Responses	
N	%	N	%	N	%	N	%	N	%	N	%	N	%
33	36%	25	27%	26	29%	91	100%	33	35%	60	65%	93	100%

Question	Strongly Agree		Agree		Disagree		Strongly Disagree		Total	
	N	%	N	%	N	%	N	%	N	%
1. I felt more engaged using EnableMath software	17	19%	38	42%	18	20%	17	19%	90	100%
2. EnableMath helped me learn more math than I would have without the software	15	17%	36	40%	18	20%	20	22%	89	100%
3. EnableMath helped to improve my grade	17	19%	35	39%	17	19%	21	23%	90	100%
4. I learned some facts from EnableMath that were not presented in the lecture	14	16%	30	33%	28	31%	18	20%	90	100%
5. I would take another math class with EnableMath	26	29%	29	33%	12	13%	22	25%	89	100%
6. I would recommend the EnableMath program to other students	30	33%	23	26%	14	16%	23	26%	90	100%

The following section sorts the results by the students' response to the grade they expect to receive in the class

EnableMath End of Class Survey Result, Fall 2010

Expect an A in the Class

	0 hrs/week outside class		1-4 hrs/week outside class		5-9 hrs/week outside class		10 plus hrs/week outside class		Total Responses	
	N	%	N	%	N	%	N	%	N	%
How many hours per week (on average) do you spend doing math outside of the regular class/lab time?	3	9%	22	67%	6	18%	2	6%	33	100%
How many hours per week (on average) doing math outside of class/lab do you think are necessary to get the grade you want?	1	3%	20	61%	10	30%	2	6%	33	100%

	Yes		No		Total Responses	
	N	%	N	%	N	%
This is my first math class at De Anza College	24	73%	9	27%	33	100%
This is my first math class using EnableMath	30	91%	3	9%	33	100%

Expect a A in the class		Total Responses	
N	%	N	%
33	100%	33	100%

5+ hours homework		Less than 5 homework		Total Responses	
N	%	N	%	N	%
8	24%	25	76%	33	100%

Question	Strongly Agree		Agree		Disagree		Strongly Disagree		Total	
	N	%	N	%	N	%	N	%	N	%
1. I felt more engaged using EnableMath software	8	25%	17	53%	4	13%	3	9%	32	100%
2. EnableMath helped me learn more math than I would have without the software	5	16%	17	55%	7	23%	2	6%	31	100%
3. EnableMath helped to improve my grade	8	25%	15	47%	7	22%	2	6%	32	100%
4. I learned some facts from EnableMath that were not presented in the lecture	6	19%	14	44%	8	25%	4	13%	32	100%
5. I would take another math class with EnableMath	12	38%	14	44%	4	13%	2	6%	32	100%
6. I would recommend the EnableMath program to other students	13	41%	11	34%	5	16%	3	9%	32	100%

EnableMath End of Class Survey Result, Fall 2010

Expect an B in the Class

	0 hrs/week outside class		1-4 hrs/week outside class		5-9 hrs/week outside class		10 plus hrs/week outside class		Total Responses	
	N	%	N	%	N	%	N	%	N	%
How many hours per week (on average) do you spend doing math outside of the regular class/lab time?	1	4%	18	72%	5	20%	1	4%	25	100%
How many hours per week (on average) doing math outside of class/lab do you think are necessary to get the grade you want?	2	8%	8	32%	13	52%	2	8%	25	100%

	Yes		No		Total Responses	
	N	%	N	%	N	%
This is my first math class at De Anza College	16	64%	9	36%	25	100%
This is my first math class using EnableMath	22	88%	3	12%	25	100%

Expect a B in the class		Total Responses	
N	%	N	%
25	100%	25	100%

5+ hours homework		Less than 5 homework		Total Responses	
N	%	N	%	N	%
6	24%	19	76%	25	100%

Question	Strongly Agree		Agree		Disagree		Strongly Disagree		Total	
	N	%	N	%	N	%	N	%	N	%
1. I felt more engaged using EnableMath software	5	20%	10	40%	5	20%	5	20%	25	100%
2. EnableMath helped me learn more math than I would have without the software	4	16%	10	40%	5	20%	6	24%	25	100%
3. EnableMath helped to improve my grade	7	28%	8	32%	4	16%	6	24%	25	100%
4. I learned some facts from EnableMath that were not presented in the lecture	4	16%	7	28%	8	32%	6	24%	25	100%
5. I would take another math class with EnableMath	7	29%	6	25%	5	21%	6	25%	24	100%
6. I would recommend the EnableMath program to other students	9	36%	6	24%	2	8%	8	32%	25	100%

EnableMath End of Class Survey Result, Fall 2010

Expect an C in the Class

	0 hrs/week outside class		1-4 hrs/week outside class		5-9 hrs/week outside class		10 plus hrs/week outside class		Total Responses	
	N	%	N	%	N	%	N	%	N	%
How many hours per week (on average) do you spend doing math outside of the regular class/lab time?	0	0%	12	46%	11	42%	3	12%	26	100%
How many hours per week (on average) doing math outside of class/lab do you think are necessary to get the grade you want?	0	0%	9	35%	10	38%	7	27%	26	100%

	Yes		No		Total Responses	
	N	%	N	%	N	%
This is my first math class at De Anza College	12	46%	14	54%	26	100%
This is my first math class using EnableMath	19	79%	5	21%	24	100%

Expect a C in the class		Total Responses	
N	%	N	%
26	100%	26	100%

5+ hours homework		Less than 5 homework		Total Responses	
N	%	N	%	N	%
14	54%	12	46%	26	100%

Question	Strongly Agree		Agree		Disagree		Strongly Disagree		Total	
	N	%	N	%	N	%	N	%	N	%
1. I felt more engaged using EnableMath software	2	8%	11	46%	8	33%	3	13%	24	100%
2. EnableMath helped me learn more math than I would have without the software	4	17%	8	33%	6	25%	6	25%	24	100%
3. EnableMath helped to improve my grade	1	4%	11	46%	5	21%	7	29%	24	100%
4. I learned some facts from EnableMath that were not presented in the lecture	2	8%	8	33%	10	42%	4	17%	24	100%
5. I would take another math class with EnableMath	5	21%	8	33%	3	13%	8	33%	24	100%
6. I would recommend the EnableMath program to other students	6	25%	4	17%	7	29%	7	29%	24	100%

The following section sorts the results by the students' response to the number of hours spent outside the class on Math homework

EnableMath End of Class Survey Result, Fall 2010

Less than 5 hrs homework

	0 hrs/week outside class		1-4 hrs/week outside class		5-9 hrs/week outside class		10 plus hrs/week outside class		Total Responses	
	N	%	N	%	N	%	N	%	N	%
How many hours per week (on average) do you spend doing math outside of the regular class/lab time?	4	7%	56	93%					60	100%
How many hours per week (on average) doing math outside of class/lab do you think are necessary to get the grade you want?	3	5%	36	60%	20	33%	1	2%	60	100%

	Yes		No		Total Responses	
	N	%	N	%	N	%
This is my first math class at De Anza College	38	63%	22	37%	60	100%
This is my first math class using EnableMath	51	85%	9	15%	60	100%

Expect an A in the class		Expect a B in the class		Expect a C in the class		Total Responses		Less than 5 homework		Total Responses	
N	%	N	%	N	%	N	%	N	%	N	%
25	42%	19	32%	12	20%	56	100%	60	100%	60	100%

Question	Strongly Agree		Agree		Disagree		Strongly Disagree		Total	
	N	%	N	%	N	%	N	%	N	%
1. I felt more engaged using EnableMath software	15	25%	27	45%	9	15%	9	15%	60	100%
2. EnableMath helped me learn more math than I would have without the software	11	18%	28	47%	11	18%	10	17%	60	100%
3. EnableMath helped to improve my grade	13	22%	24	40%	12	20%	11	18%	60	100%
4. I learned some facts from EnableMath that were not presented in the lecture	13	22%	17	28%	18	30%	12	20%	60	100%
5. I would take another math class with EnableMath	21	36%	21	36%	7	12%	10	17%	59	100%
6. I would recommend the EnableMath program to other students	25	42%	17	28%	8	13%	10	17%	60	100%

EnableMath End of Class Survey Result, Fall 2010

5 + hrs homework

	0 hrs/week outside class		1-4 hrs/week outside class		5-9 hrs/week outside class		10 plus hrs/week outside class		Total Responses	
	N	%	N	%	N	%	N	%	N	%
How many hours per week (on average) do you spend doing math outside of the regular class/lab time?					26	79%	7	21%	33	100%
How many hours per week (on average) doing math outside of class/lab do you think are necessary to get the grade you want?	0	0%	4	12%	17	52%	12	36%	33	100%

	Yes		No		Total Responses	
	N	%	N	%	N	%
This is my first math class at De Anza College	15	45%	18	55%	33	100%
This is my first math class using EnableMath	27	87%	4	13%	31	100%

Expect an A in the class		Expect a B in the class		Expect a C in the class		Total Responses		5 + hrs homework		Total Responses	
N	%	N	%	N	%	N	%	N	%	N	%
8	29%	6	21%	14	50%	28	100%	33	100%	33	100%

Question	Strongly Agree		Agree		Disagree		Strongly Disagree		Total	
	N	%	N	%	N	%	N	%	N	%
1. I felt more engaged using EnableMath software	2	7%	11	37%	9	30%	8	27%	30	100%
2. EnableMath helped me learn more math than I would have without the software	4	14%	8	28%	7	24%	10	34%	29	100%
3. EnableMath helped to improve my grade	4	13%	11	37%	5	17%	10	33%	30	100%
4. I learned some facts from EnableMath that were not presented in the lecture	1	3%	13	43%	10	33%	6	20%	30	100%
5. I would take another math class with EnableMath	5	17%	8	27%	5	17%	12	40%	30	100%
6. I would recommend the EnableMath program to other students	5	17%	6	20%	6	20%	13	43%	30	100%



De Anza College EnableMath Survey

This survey will be used for research purposes only. All responses will remain confidential and any data that is reported will be at the aggregate level. You may choose not to answer any question. Thank you for your time and support.

What class/section are you taking?

This is my first math class at De Anza College

What grade do you expect to receive in this class?

How many hours per week (on average) do you spend doing math outside of the regular class/lab time?

How many hours per week (on average) doing math outside of class/lab do you think are necessary to get the grade you want?

Please rate your experience with the EnableMath software this semester

This is my first math class using EnableMath

1. I felt more engaged using EnableMath software

2. EnableMath helped me learn more math than I would have without the software

3. EnableMath helped to improve my grade

4. I learned some facts from EnableMath that were not presented in the lecture

5. I would take another math class with EnableMath

6. I would recommend the EnableMath program to other students

Please let us know if you have any suggestions: