

February 10, 2009

TO: Matt Abrahams and Anu Khanna,  
LinC Program Coordinators

FROM: Andrew LaManque, De Anza Research  
Caitlin Tiffany, Student Assistant

SUBJECT: LinC Survey, Fall 2008

A survey of LinC program students was conducted at the end of the Fall quarter in 2008. A sample of 128 students completed the online survey. The percentages from Winter 2008 were addressed if there was a significant change in trends.

Certain sections of the LinC program participated in the survey and others did not.

Participating sections were:

Earth Laughs in Flowers: Embracing Nature in the Bay Area

-ESL 262.01D

Survivor: The Brave New World

-ESL 273.02D

LART 200

-LART200.01D

LART 100/211

-LART211.01D

-LART211.03D

Reading Math, Solving Writing: Mind, Miracles and Mysteries

-MATH210.06D

Non-participating sections were:

LART 200

-LART200.02D

-LART200.61D

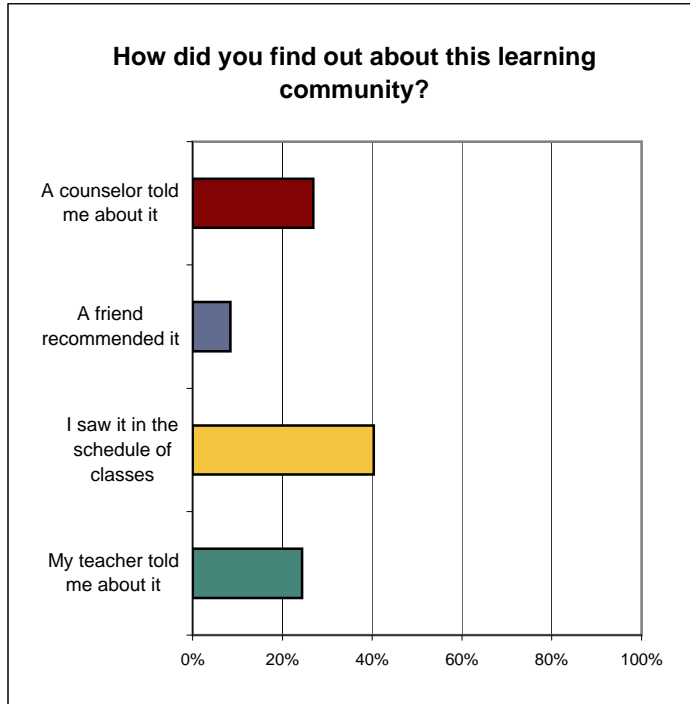
Important Highlights Include:

- 40% of students found out about the program by seeing it in the schedule of classes, and 27% of students found out about it from a counselor.
- 45% of students reported the most important reason for their enrollment was that it worked with their schedule, and 33% of students enrolled to be more successful.
- 85% of students responded that they “very often” or “often” worked with classmates in class, whereas only 28% responded that they worked “very often” or “often” with classmates on assignments or discussed material outside of class.
- 57% of students reported that they spoke up in class “very often” or “often.”

- 25% of students “very often” or “often” discussed academic or career plans with a counselor or academic advisor. This response has decreased from 29% in Winter 2008.
- 35% of students reported that they are “very much” or “much” better at using counselors and academic services. This response is up from 27% in Winter 2008.
- 59% of students responded that they learn “very much” or “much” more effectively. This response is up from 51% in Winter 2008.
- 47% of students reported that they think “very much,” or “much” more critically and analytically. This response is down from 56% in Winter 2008.
- 58% of students responded that they have “very much” or “much” more confidence in their academic skills. This response is up from 49% in Winter 2008.
- 52% of students reported that they are “very much” or “much” more successful because they have gotten the support they need. This result is up from 49% in Winter 2008.
- 88% of students responded that their overall educational experience in this learning community was “good,” “very good,” or “excellent.”
- 94% of students reported that their overall educational experience at De Anza College since they came to De Anza was “good,” “very good,” or “excellent.”
- 87% of students would recommend the program to a friend or family member.

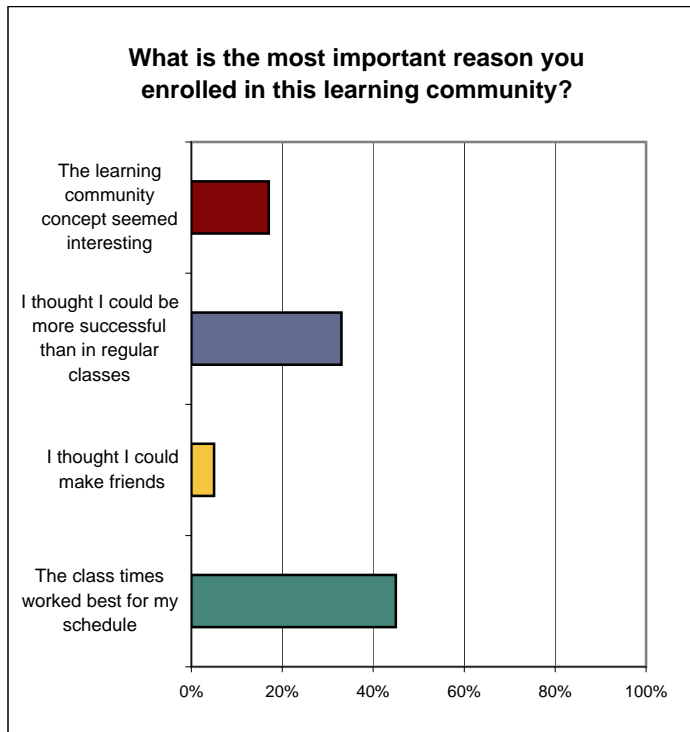
1. How did you find out about this learning community?

Response	Number	Percent
A counselor told me about it	32	27%
A friend recommended it	10	8%
I saw it in the schedule of classes	48	40%
My teacher told me about it	29	24%
Total	119	100%



2. What is the most important reason you enrolled in this learning community?

Response	Number	Percent
The learning community concept seemed interesting	19	17%
I thought I could be more successful than in regular classes	36	33%
I thought I could make friends	5	5%
The class times worked best for my schedule	49	45%
Total	109	100%



**In this learning community, how often have you done items #3-16?**

Question	Never		Rarely/ Hardly Ever		Sometimes		Often		Very Often		Total Respon dents	Total Stude nts
	N	%	N	%	N	%	N	%	N	%	N	N
3. Connected and integrated ideas, concepts or skills from the different classes in the learning community when discussing material and doing assignments.	2	2%	7	6%	31	25%	60	48%	24	19%	124	128
4. Looked at new ways to synthesize, connect or organize information, ideas and experiences.	0	0%	6	5%	38	31%	56	45%	24	19%	124	128
5. Judged the quality, value and accuracy of methods, positions, arguments or information.	1	1%	9	7%	46	37%	43	35%	24	20%	123	128
6. Used theories or concepts to look at practical problems or perform new skills.	1	1%	12	10%	39	31%	55	44%	17	14%	124	128
7. Spoke up in class discussions and asked questions in class.	2	2%	15	12%	34	27%	35	28%	38	31%	124	128
8. Worked with classmates during class.	1	1%	0	0%	18	15%	33	27%	72	58%	124	128
9. Worked on assignments or discussed material with classmates outside of class.	14	11%	34	28%	41	33%	24	20%	10	8%	123	128
10. Discussed ideas from the readings, lectures or discussions with non-classmates outside of class.	20	16%	28	23%	35	28%	25	20%	16	13%	124	128
11. Discussed assignments or material individually with an instructor in class.	8	7%	24	20%	48	39%	36	29%	7	6%	123	128
12. Discussed assignments or material with an instructor outside of class.	35	28%	48	39%	27	22%	12	10%	2	2%	124	128
13. Discussed academic or career plans with a counselor or academic advisor.	25	20%	36	29%	32	26%	21	17%	10	8%	124	128
14. Discussed personal, family or other non-academic issues with a counselor.	75	61%	21	17%	15	12%	8	7%	3	2%	122	128
15. Put more time and effort into your work than you thought you would because of your classmates' expectations.	9	7%	22	18%	36	29%	48	39%	9	7%	124	128
16. Had conversations with your classmates about diversity, such as race, ethnicity, religion, mental and physical challenges, or sexual orientation.	22	18%	23	19%	35	28%	25	20%	18	15%	123	128

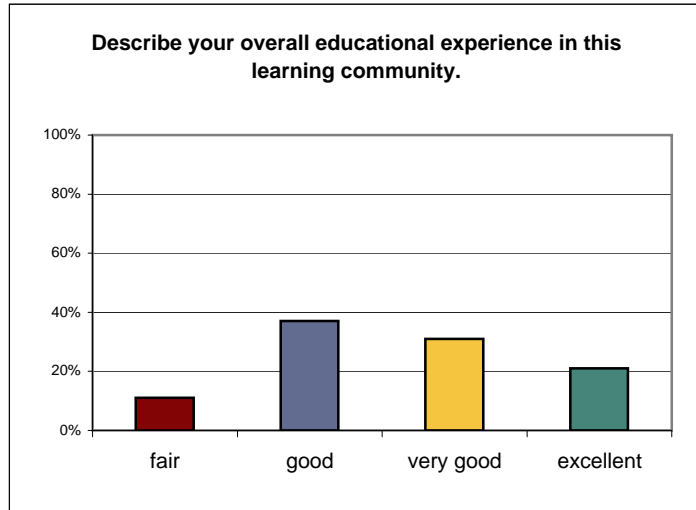
**For #17-26, what benefits have you gotten by your experience in this learning community?**

Question	Not at all		Very little		Some		Much		Very Much		Total Respo ndents	Total Stude nts
	N	%	N	%	N	%	N	%	N	%		
17. My writing is more effective and clear.	2	2%	7	5%	48	38%	52	41%	19	15%	128	128
18. My speaking is more effective and clear.	6	5%	18	14%	50	39%	35	28%	18	14%	127	128
19. My thinking is more analytical and critical.	2	2%	8	6%	57	45%	35	27%	26	20%	128	128
20. I work more effectively with others.	4	3%	10	8%	42	33%	43	34%	27	21%	126	128
21. I learn more effectively.	4	3%	8	6%	39	31%	59	46%	17	13%	127	128
22. I have more confidence in my academic abilities.	5	4%	11	9%	38	30%	40	31%	34	27%	128	128
23. I have better study skills, including time management.	5	4%	22	17%	44	35%	40	31%	16	13%	127	128
24. I have more successful and satisfying social interactions.	5	4%	14	11%	46	37%	38	30%	23	18%	126	128
25. I am better at using counseling, academic and other student services.	12	9%	22	17%	49	39%	38	30%	6	5%	127	128
26. I am more successful because I have gotten the support I need.	4	3%	22	17%	48	38%	36	28%	17	13%	127	128

Question	does not apply		not friendly, supportive or helpful		a little friendly, supportive and helpful		friendly, supportive and helpful		very friendly, supportive and helpful		Total Respo ndents	Total Stude nts
	N	%	N	%	N	%	N	%	N	%		
27. Describe the quality of your relationships with teachers in this learning community.	0	0%	4	3%	19	15%	58	45%	47	37%	128	128
28. Describe the quality of your relationships with the counselor in this learning community.	31	25%	4	3%	28	22%	36	29%	27	21%	126	128
29. Describe the quality of your relationships with classmates in this learning community.	2	2%	0	0%	19	15%	58	46%	48	38%	127	128

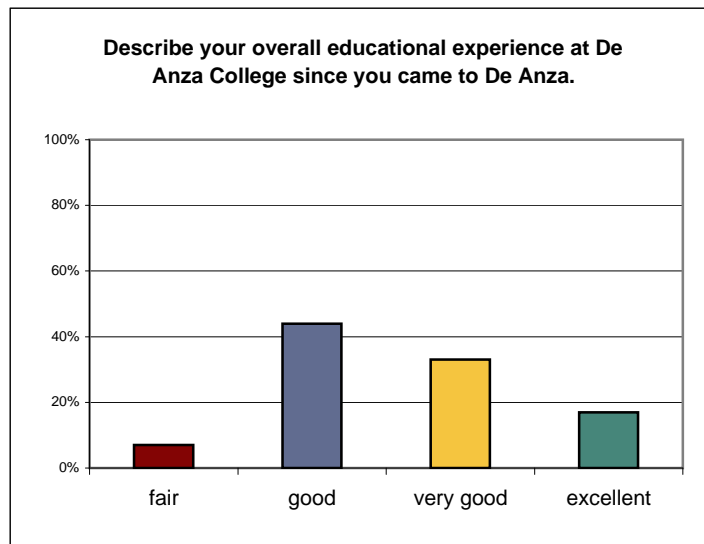
30. Describe your overall educational experience in this learning community.

Response	Number	Percent
fair	14	11%
good	45	37%
very good	38	31%
excellent	26	21%
Total	123	100%



31. Describe your overall educational experience at De Anza College since you came to De Anza.

Response	Number	Percent
fair	8	7%
good	54	44%
very good	40	33%
excellent	21	17%
Total	123	100%



32. Would you recommend this learning community to a friend or family member?

Response	Number	Percent
Yes	109	87%
No	17	13%
Total	126	100%

