

August 8, 2006

TO: Marcy Betlach

FROM: Andrew LaManque, De Anza Research
Dianne Mak, Student Assistant

SUBJECT: LinC Survey, Spring 2006

The Spring 2006 survey was conducted in June 2006 and included the following sections:
Mind Control: Persuasion and Propaganda (PSYC001-05D)
Whose Country is this Anyway (ESL005-01D)
Love and Heroes: Looking at Social Issues in America (ESL173-02D)

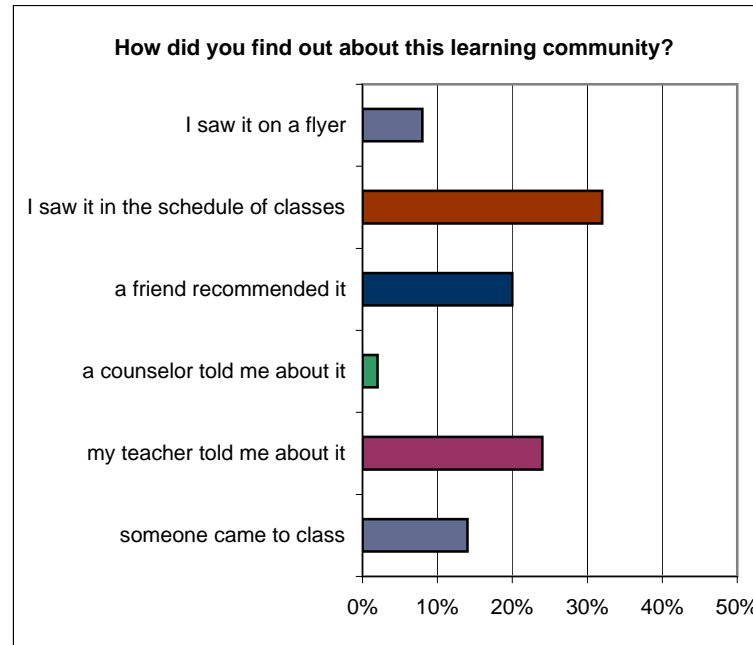
A total of 53 students responded, which was significantly lower than in the winter quarter. The attached tabulations and graphs are an aggregate of the responses for all sections.

Important highlights include:

- 44% of the students enrolled in the learning community because they thought they could be more successful than in regular classes.
- 34% of the students enrolled in the learning community because of its interesting concept.
- 90% of the students very often or often worked with classmates during class.
- Around 95% of the students' writing and speaking benefited some, much, or very much.
- 97% of the students described the quality of relationships with classmates as friendly or very friendly, supportive, and helpful.
- 96% of the students had at least a good overall educational experience in the learning community.
- 98% of the students reported that they would recommend this learning community to a friend or a family member.
- Responses relating to Counseling were less favorable and consistent with the winter 2006 results, for example:
 - 40% of respondents answered not at all or very little to whether they were better at using counseling and other services.
 - 56% responded never or hardly ever to question 13 "Discussed academic or career plans with a counselor or academic advisor."

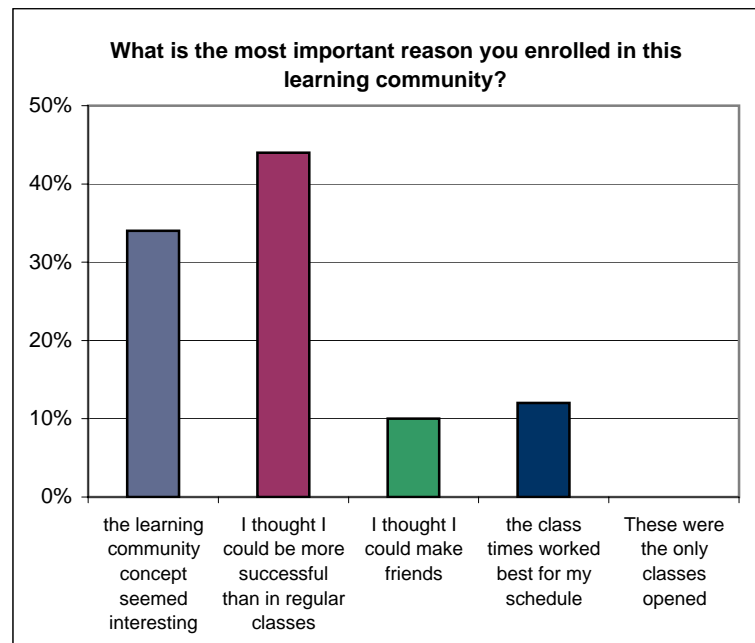
1. How did you find out about this learning community?

Response	Number	Percent
someone came to class	7	14%
my teacher told me about it	12	24%
a counselor told me about it	1	2%
a friend recommended it	10	20%
schedule of classes	16	32%
I saw it on a flyer	4	8%
Total Valid	50	100%
Total Missing	3	
Total	53	



2. What is the most important reason you enrolled in this learning community?

Response	Number	Percent
the learning community concept seemed interesting	17	34%
I thought I could be more successful than in regular classes	22	44%
I thought I could make friends	5	10%
the class times worked best for my schedule	6	12%
These were the only classes opened	0	0%
Total Valid	50	100%
Total Missing	3	
Total	53	



In this learning community, how often have you done items #3-16?

Question	Never		Rarely/Hardly Ever		Sometimes		Often		Very Often		Total Respo	Total
	N	%	N	%	N	%	N	%	N	%	s	nts
3. Connected and integrated ideas, concepts or skills from the different classes in the learning community when discussing material and doing assignments.	3	6%	1	2%	13	27%	16	33%	16	33%	49	53
4. Looked at new ways to synthesize, connect or organize information, ideas and experiences.	0	0%	2	4%	18	36%	18	36%	12	24%	50	53
5. Judged the quality, value and accuracy of methods, positions, arguments or information.	0	0%	3	6%	16	32%	19	38%	12	24%	50	53
6. Used theories or concepts to look at practical problems or perform new skills.	1	2%	4	8%	6	12%	25	50%	14	28%	50	53
7. Spoke up in class discussions and asked questions in class.	1	2%	6	12%	10	20%	10	20%	23	46%	50	53
8. Worked with classmates during class.	0	0%	0	0%	5	10%	11	22%	34	68%	50	53
9. Worked on assignments or discussed material with classmates outside of class.	1	2%	7	14%	18	37%	14	29%	9	18%	49	53
10. Discussed ideas from the readings, lectures or discussions with non-classmates outside of class.	3	6%	8	16%	18	37%	9	18%	11	22%	49	53
11. Discussed assignments or material individually with an instructor in class.	5	10%	6	12%	18	37%	14	29%	6	12%	49	53
12. Discussed assignments or material with an instructor outside of class.	7	14%	16	32%	21	42%	3	6%	3	6%	50	53
13. Discussed academic or career plans with a counselor or academic advisor.	9	18%	19	38%	10	20%	9	18%	3	6%	50	53
14. Discussed personal, family or other non-academic issues with a counselor.	33	66%	6	12%	8	16%	2	4%	1	2%	50	53
15. Put more time and effort into your work than you thought you would because of your classmates' expectations.	6	12%	5	10%	16	32%	16	32%	7	14%	50	53
16. Had conversations with your classmates about diversity, such as race, ethnicity, religion, mental and physical challenges, or sexual orientation.	2	4%	8	16%	14	28%	12	24%	14	28%	50	53

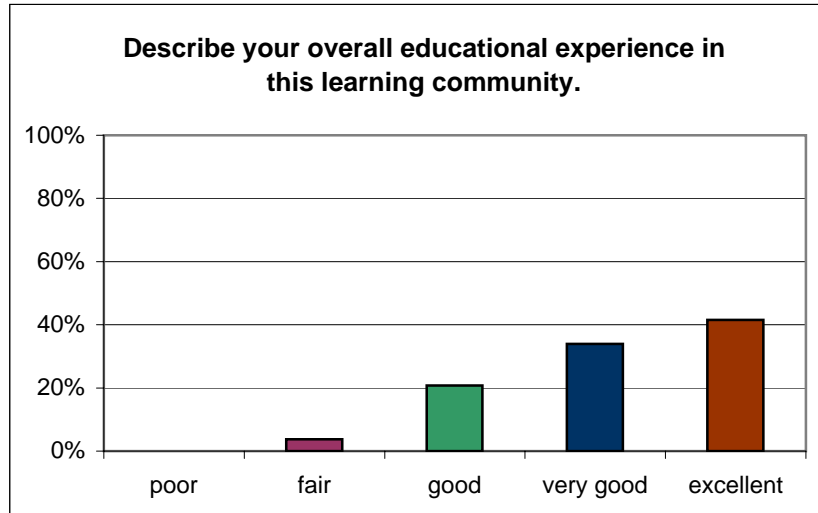
For #17-26, what benefits have you gotten by your experience in this learning community?

Question	Not at all		Very little		Some		Much		Very Much		Total Respo ndent s		Total Stude nts
	N	%	N	%	N	%	N	%	N	%	N	N	
17. My writing is more effective and clear.	0	0%	2	4%	17	32%	22	42%	12	23%	53	53	
18. My speaking is more effective and clear.	0	0%	4	8%	23	43%	16	30%	10	19%	53	53	
19. My thinking is more analytical and critical (questioning).	1	2%	1	2%	14	26%	20	38%	18	34%	53	53	
20. I work more effectively with others.	2	4%	4	8%	19	36%	13	25%	15	28%	53	53	
21. I learn more effectively.	2	4%	3	6%	13	25%	18	34%	17	32%	53	53	
22. I have more confidence in my academic abilities.	2	4%	4	8%	16	30%	20	38%	11	21%	53	53	
23. I have better study skills, including time management.	1	2%	12	23%	23	43%	7	13%	10	19%	53	53	
24. I have more successful and satisfying social interactions.	1	2%	6	11%	19	36%	19	36%	8	15%	53	53	
25. I am better at using counseling, academic and other student services.	8	15%	13	25%	17	32%	10	19%	5	9%	53	53	
26. I am more successful because I have gotten the support I need.	1	2%	2	4%	19	37%	19	37%	11	21%	52	53	

Question	does not apply		not friendly, supportive or helpful		a little friendly, supportive and helpful		friendly, supportive and helpful		very friendly, supportive and helpful		Total Respo ndent s		Total Stude nts
	N	%	N	%	N	%	N	%	N	%	N	N	
27. Describe the quality of your relationships with teachers in this learning community.	0	0%	0	0%	3	6%	20	38%	30	57%	53	53	
28. Describe the quality of your relationships with the counselor in this learning community.	21	40%	0	0%	11	21%	15	28%	6	11%	53	53	
29. Describe the quality of your relationships with classmates in this learning community.	0	0%	0	0%	2	4%	19	37%	31	60%	52	53	

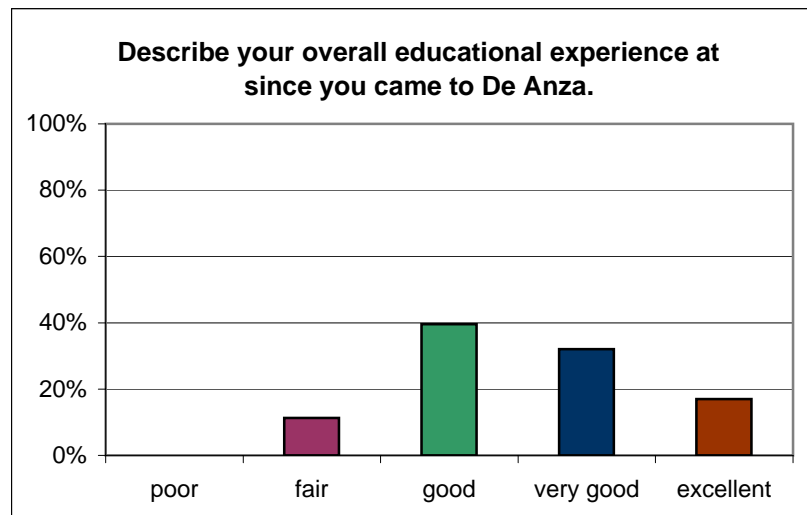
30. Describe your overall educational

Response	Number	Percent
poor	0	0%
fair	2	4%
good	11	21%
very good	18	34%
excellent	22	42%
Total Valid	53	100%
Total Missing	0	
Total	53	



31. Describe your overall educational

Response	Number	Percent
poor	0	0%
fair	6	11%
good	21	40%
very good	17	32%
excellent	9	17%
Total Valid	53	100%
Total Missing	0	
Total	53	



32. Would you recommend this learning

<u>Response</u>	<u>Number</u>	<u>Percent</u>
Yes	52	98%
No	1	2%
Total Valid	53	100%
Total Missing	0	
Total	53	

