

January 19, 2007

TO: Brian Murphy, President

FROM: Andrew LaManque, De Anza Research
Dianne Mak, Student Assistant

SUBJECT: Purpose Survey

In Winter 2006 a survey instrument developed by a Stanford PhD student (Jenni Menon Mariano), under the auspices of The Stanford Center on Adolescence, was emailed to De Anza students 18-22 years old. De Anza College was one of 3 colleges participating in the survey, along with San Jose State and Stanford. The survey was intended to gather information about youth purpose, defined as

“a stable and generalized intention to accomplish something that is meaningful to the individual and leads to productive engagement with the broader world.”

The research questions were:

- 1) What purposes are young people dedicated to?
- 2) Is there a relationship between the kinds of purposes young people have and the specific strengths of vitality, self control and persistence, optimism, and hope?

The survey asked questions about student commitment and activities related to several areas of student life, including academic achievement, politics and social causes, career, and community service.

On February 2, 2006, 7,721 students were emailed the survey. While about 10% of the students initially responded (typical for a De Anza email survey), given the length of the survey only 320 valid responses were included in the analysis. The respondent pool contained proportionately more white and female students than the overall sample. About 40% of both the mothers and fathers of the respondents had completed at least a 4 year degree. Important highlights are included below for each area of the survey. Branching questions for students giving high ratings to an area are not included but are available on request.

For this group of students the data shows a high level of interest and commitment to engage in activities that help family and community. Based on these responses it can be concluded that the students surveyed would be open to college sponsored activities related to community engagement.

A second survey on Purpose (for 21 years olds) will be conducted in Winter 2007.

The attached tabulations follow a scale from 1 to 6.
(1 = strongly disagree; 6 = strongly agree)

Family

- 81% of 268 students responded with a 4, 5 or 6 (agree) that they are dedicated to family because it's a way to contribute to the world.

Arts

- About 75% of 190 students responded with a 4, 5 or 6 (agree) that they want to inspire others and to help other people find appreciation and enjoyment in the arts.

Religious/Spirituality

- 66% of 320 students responded with a 1, 2 or 3 (disagree) that religious / spirituality helps them become a better person.

Academic Achievement

- There appeared to be a consistent group of students (about 20%) that strongly disagreed to all questions relating to Academic Achievement, including "getting good grades is important to me" and "I want to learn new things."
- 62% of 242 students responded with a 4, 5 or 6 (agree) that academic achievement will help them provide for those they love.

Politics

- 78% of 79 students responded with a 4, 5 or 6 (agree) that they are dedicated to politics because they think promoting democracy is important.
- 86% of 79 students responded with a 4, 5 or 6 (agree) that they are dedicated to politics because they can learn a lot through involvement in politics.
- 28% of 79 students responded with a 4, 5 or 6 (agree) that they are dedicated to politics because they were raised to be that way.

Career

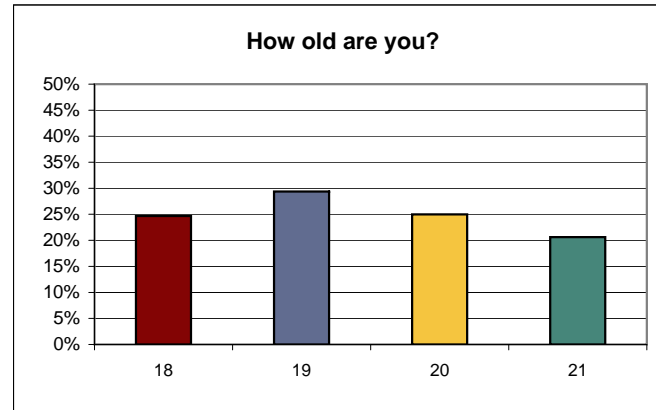
- 79% of 273 students responded with a 4, 5 or 6 (agree) that they are dedicated to having a career because it will help them get the wealth that they want.
- 91% of 273 students responded with a 4, 5 or 6 (agree) that they are dedicated to having a career because it gives or will give their family a good life.
- 91% of 273 students responded with a 4, 5 or 6 (agree) that they are dedicated to having a career because they want I want to have something to offer the world.

Social Issues

- About 87% of 162 students responded with a 4, 5 or 6 (agree) that they are dedicated to social issues because it is their responsibility to improve the world through social causes.
- 92% of 162 students responded with a 4, 5 or 6 (agree) that they are dedicated to social issues to make a positive difference.

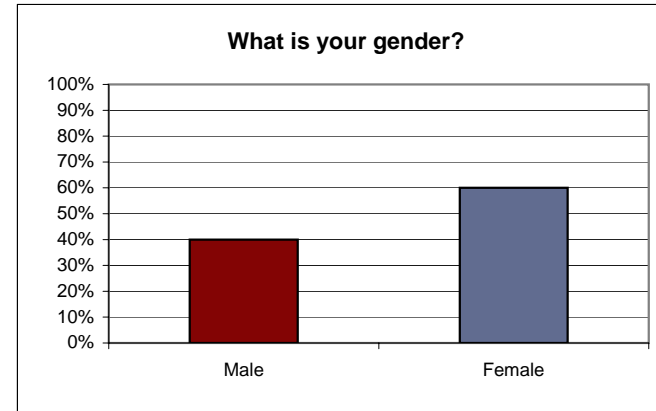
How old are you?

Label	Frequency	Percent
18	79	25%
19	94	29%
20	80	25%
21	67	21%
Total Valid	320	100%
Total Missing	0	
Total	320	



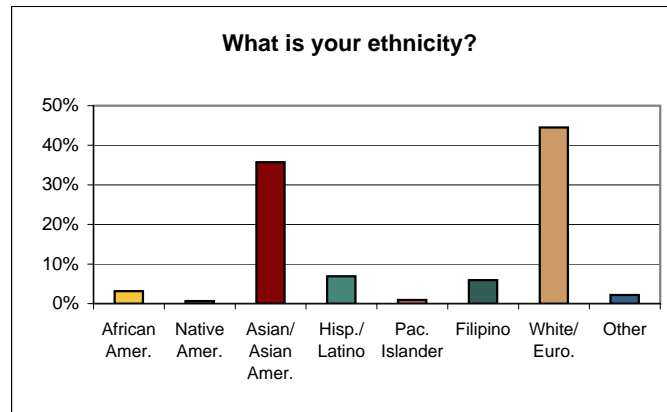
What is your gender?

Label	Frequency	Percent
Male	128	40%
Female	192	60%
Total Valid	320	100%
Total Missing	0	
Total	320	



What is your ethnicity?

Label	Frequency	Percent
African Amer.	10	3%
Native Amer.	2	1%
Asian/ Asian Amer.	115	36%
Hisp./ Latino	22	7%
Pac. Islander	3	1%
Filipino	19	6%
White/ Euro.	142	45%
Other	7	2%
Total Valid	320	100%
Total Missing	0	
Total	320	



Question	Strongly Disagree (1)		2		3		4		5		Strongly Agree (6)		Total Valid	Total Students
	N	%	N	%	N	%	N	%	N	%	N	%	N	N

To what degree do you agree with the following statements?

In uncertain times I usually expect the best.	16	5%	66	21%	90	28%	67	21%	51	16%	30	9%	320	320
It's easy for me to relax.	20	6%	62	19%	65	20%	72	23%	55	17%	46	14%	320	320
If something can go wrong for me it will.	25	8%	100	31%	87	27%	61	19%	33	10%	14	4%	320	320
I'm always optimistic about my future.	8	3%	23	7%	69	22%	102	32%	64	20%	54	17%	320	320
I enjoy my friends a lot.	5	2%	17	5%	22	7%	57	18%	84	26%	134	42%	320	320
It's important for me to keep busy.	7	2%	27	8%	54	17%	85	27%	69	22%	78	24%	320	320
I hardly ever expect things to go my way.	30	9%	79	25%	94	29%	59	18%	39	12%	19	6%	320	320
I don't get upset too easily.	16	5%	48	15%	73	23%	63	20%	72	23%	48	15%	320	320
I rarely count on good things happening to me.	43	13%	83	26%	94	29%	48	15%	36	11%	16	5%	320	320
Overall, I expect more good things to happen to me than bad.	7	2%	31	10%	68	21%	76	24%	83	26%	55	17%	320	320

Question	Strongly Disagree (1)		2		3		4		5		Strongly Agree (6)		Total Valid	Total Stud ents
	N	%	N	%	N	%	N	%	N	%	N	%	N	N
	I am dedicated to the Family because...													
I want to give back to my family all they have given to me.	3	1%	6	2%	16	6%	43	16%	49	18%	151	56%	268	320
I think it's good to be surrounded by people who you care about and who care about you.	0	0%	0	0%	6	2%	14	5%	50	19%	21	8%	268	320
I want to help my family out.	1	0%	0	0%	6	2%	25	9%	66	25%	170	63%	268	320
I want their approval.	5	2%	22	8%	16	6%	54	20%	60	22%	111	41%	268	320
they understand me.	14	5%	37	14%	38	14%	69	26%	61	23%	49	18%	268	320
I couldn't see myself not caring for someone in the future.	24	9%	12	4%	12	4%	22	8%	46	17%	152	57%	268	320
I want to raise quality children who will make the world a better place.	8	3%	4	1%	10	4%	18	7%	50	19%	178	66%	268	320
a family is just something I've always wanted.	11	4%	7	3%	29	11%	39	15%	39	15%	143	53%	268	320
I don't want to be alone.	7	3%	13	5%	15	6%	31	12%	37	14%	165	62%	268	320
It's a way I can contribute to the world.	11	4%	15	6%	27	10%	53	20%	58	22%	104	39%	268	320
I am dedicated to the Arts because...														
I have a talent that I want to develop.	4	2%	10	5%	15	8%	31	16%	51	27%	79	42%	190	320
I find the arts/art fun.	2	1%	1	1%	5	3%	11	6%	45	24%	126	66%	190	320
I want to help other people find appreciation and enjoyment in the arts.	4	2%	12	6%	30	16%	25	13%	46	24%	73	38%	190	320
I love creating new things.	1	1%	8	4%	12	6%	26	14%	38	20%	105	55%	190	320
The arts relieve stress.	4	2%	3	2%	12	6%	22	12%	46	24%	103	54%	190	320
They help me to express myself.	3	2%	3	2%	12	6%	29	15%	42	22%	101	53%	190	320
I want to inspire others.	6	3%	11	6%	30	16%	33	17%	35	18%	75	39%	190	320
I want others to experience beauty.	5	3%	8	4%	25	13%	23	12%	37	19%	92	48%	190	320

Question	Strongly Disagree (1)		2		3		4		5		Strongly Agree (6)		Total Valid	Total Students
	N	%	N	%	N	%	N	%	N	%	N	%	N	N
	I am dedicated to Religious Faith or spirituality because...													
it helps me become a better person.	25	8%	100	31%	85	27%	61	19%	33	10%	14	4%	320	320
my religious community gives me opportunities to help others.	1	1%	1	1%	4	4%	14	13%	22	20%	68	62%	110	320
It gives me a reason for living.	6	5%	5	5%	10	9%	9	8%	27	25%	53	48%	110	320
I enjoy my religious or spiritual practices.	1	1%	6	5%	5	5%	22	20%	26	24%	50	45%	110	320
it can help me get through a lot of challenges in life.	1	1%	5	5%	7	6%	10	9%	18	16%	69	63%	110	320
I want my children to value spirituality or religious faith.	1	1%	3	3%	5	5%	11	10%	18	16%	72	65%	110	320
it's just the way I was raised to be.	9	8%	11	10%	10	9%	19	17%	17	15%	44	40%	110	320
I want to serve God or a higher power.	8	7%	5	5%	6	5%	12	11%	17	15%	62	56%	110	320
it helps me build character.	1	1%	4	4%	5	5%	15	14%	20	18%	65	59%	110	320
it provides me with a good community.	4	4%	7	6%	7	6%	19	17%	21	19%	52	47%	110	320
I am dedicated to academic achievement because...														
It will help me provide for those I love.	53	22%	20	8%	19	8%	18	7%	33	14%	99	41%	242	320
getting good grades is important to me.	53	22%	28	12%	14	6%	19	8%	41	17%	87	36%	242	320
I want to contribute to knowledge in my field of study.	49	20%	18	7%	28	12%	19	8%	46	19%	85	35%	242	320
I enjoy it.	40	17%	25	10%	34	14%	34	14%	38	16%	71	29%	242	320
I want to learn new things.	57	24%	20	8%	15	6%	16	7%	43	18%	91	38%	242	320
It will help me learn how to improve some aspect of the world or life.	48	20%	22	9%	21	9%	23	10%	36	15%	92	38%	242	320

Question	Strongly Disagree (1)		2		3		4		5		Strongly Agree (6)		Total Valid	Total Students
	N	%	N	%	N	%	N	%	N	%	N	%	N	N
	I am dedicated to politics because...													
I think promoting democracy is important.	7	9%	5	6%	6	8%	14	18%	18	23%	29	37%	79	320
I can learn a lot through my involvement in politics.	2	3%	4	5%	3	4%	16	20%	14	18%	38	48%	79	320
It is my responsibility to improve the world through politics.	5	6%	8	10%	7	9%	17	22%	12	15%	30	38%	79	320
I think it is a great career path.	15	19%	17	22%	12	15%	14	18%	5	6%	16	20%	79	320
I was raised to be this way.	26	33%	17	22%	14	18%	6	8%	5	6%	11	14%	79	320
A lot of the people I mix with are concerned with politics.	11	14%	10	13%	17	22%	14	18%	10	13%	17	22%	79	320
I believe it's a way I can make a positive difference.	6	8%	7	9%	7	9%	13	16%	18	23%	28	35%	79	320
I want to spread political awareness.	4	5%	7	9%	10	13%	11	14%	13	16%	34	43%	79	320
I am dedicated to having a career because...														
It will help me get the wealth that I want.	13	5%	17	6%	25	9%	42	15%	60	22%	116	42%	273	320
I deeply enjoy the work.	1	0%	4	1%	20	7%	39	14%	65	24%	144	53%	273	320
I want to contribute to the field.	2	1%	8	3%	25	9%	35	13%	64	23%	138	51%	273	320
It makes me feel I am succeeding in life.	4	1%	2	1%	7	3%	23	8%	71	26%	166	61%	273	320
It gives or will give my family a good life.	3	1%	8	3%	14	5%	36	13%	57	21%	155	57%	273	320
It has prestige.	11	4%	17	6%	33	12%	52	19%	52	19%	108	40%	273	320
It helps/will help me develop my skills.	1	0%	5	2%	15	5%	24	9%	70	26%	158	58%	273	320
I want to have something to offer the world.	5	2%	3	1%	18	7%	27	10%	63	23%	157	58%	273	320
I see a need for people in my line of work.	11	4%	11	4%	38	14%	41	15%	51	19%	121	44%	273	320
My work will improve the lives of other people.	6	2%	10	4%	22	8%	36	13%	60	22%	139	51%	273	320

Question	Strongly Disagree (1)		2		3		4		5		Strongly Agree (6)		Total Valid	Total Students
	N	%	N	%	N	%	N	%	N	%	N	%	N	N
	I am dedicated to social issues because...													
I can learn a lot through my involvement in social causes.	2	1%	4	2%	10	6%	19	12%	51	31%	75	46%	162	320
It is my responsibility to improve the world through social causes.	4	2%	5	3%	12	7%	37	23%	41	25%	63	39%	162	320
I was raised to be this way.	17	10%	21	13%	21	13%	36	22%	26	16%	41	25%	162	320
people I mix with are concerned with social causes.	12	7%	17	10%	30	19%	36	22%	39	24%	28	17%	162	320
I believe it's a way I can make a positive difference.	2	1%	4	2%	6	4%	20	12%	45	28%	85	52%	162	320
I want to spread social awareness.	3	2%	5	3%	11	7%	22	14%	39	24%	82	51%	162	320

Mom's Education Level

		Frequency	Percent	Valid Percent	Cumulative Percent
Valid	Less than 7 years of school	9	2.8	2.8	2.8
	Seven to nine years of school	8	2.5	2.5	5.3
	Ten to eleven years of school (part high school)	12	3.8	3.8	9.1
	High school graduate	58	18.2	18.2	27.3
	One to three years of college	83	26.0	26.0	53.3
	Four year college graduate	100	31.3	31.3	84.6
	Graduate school	39	12.2	12.2	96.9
	Not Applicable	10	3.1	3.1	100.0
	Total	319	100.0	100.0	

Dad's Education Level

		Frequency	Percent	Valid Percent	Cumulative Percent
Valid	Less than 7 years of school	10	3.1	3.1	3.1
	Seven to nine years of school	5	1.6	1.6	4.7
	Ten to eleven years of school (part high school)	18	5.6	5.6	10.3
	High school graduate	54	16.9	16.9	27.3
	One to three years of college	67	21.0	21.0	48.3
	Four year college graduate	67	21.0	21.0	69.3
	Graduate school	82	25.7	25.7	95.0
	Not Applicable	16	5.0	5.0	100.0
	Total	319	100.0	100.0	

Highest Ed score (of Moms' and Dads' Scores)

		Frequency	Percent	Valid Percent	Cumulative Percent
Valid	Less than 7 years of school	6	1.9	1.9	1.9
	Seven to nine years of school	6	1.9	1.9	3.8
	Ten to eleven years of school (part high school)	2	.6	.6	4.4
	High school graduate	36	11.3	11.3	15.7
	One to three years of college	71	22.3	22.3	37.9
	Four year college graduate	96	30.1	30.1	68.0
	Graduate school	94	29.5	29.5	97.5
	Not Applicable	8	2.5	2.5	100.0
	Total	319	100.0	100.0	

Lowest Ed score (of Moms' and Dads' Scores)

		Frequency	Percent	Valid Percent	Cumulative Percent
Valid	Less than 7 years of school	13	4.1	4.1	4.1
	Seven to nine years of school	8	2.5	2.5	6.6
	Ten to eleven years of school (part high school)	28	8.8	8.8	15.4
	High school graduate	78	24.5	24.5	39.8
	One to three years of college	81	25.4	25.4	65.2
	Four year college graduate	76	23.8	23.8	89.0
	Graduate school	27	8.5	8.5	97.5
	Not Applicable	8	2.5	2.5	100.0
	Total	319	100.0	100.0	

On 2/3/06, lamanqueandrew@fhda.edu <lamanqueandrew@fhda.edu> wrote:

Dear Student,

You are invited to take a survey that asks questions about your priorities, whether they are family, school, or community. Your responses will help De Anza in deciding which types of programs and courses to offer and how best to meet your needs.

You will receive 3 free iTunes downloads if you are among the first 300 respondents to take this survey, which will take about 15 minutes.

Just click on or paste this link into your browser and fill out the survey:

<http://www.surveymk.com/s.asp?A=112499707E76913>

We greatly appreciate your help,

Andrew LaManque PhD,
De Anza College Research

If you would like to be removed from the email list for this survey click here:

<http://www.surveymk.com/r.asp?A=112499707E76913>

Center Overview

Who will vote or run for political office in tomorrow's societies? Who will sit on the juries, speak up at public meetings, and contribute to the charities? Who will join the workforces and raise the families? There is just one answer to all of these questions: the youngsters who are now growing up around us.

The Stanford Center on Adolescence aims to promote the character and competence of all young people growing up in today's world. The Center's work provides guidance for parenting, for improved educational practice, and for youth development in a wide variety of community settings.

Contemporary trends worldwide have made the Center's mission urgent as well as global. On the positive side, many autocratic regimes have given way to democratic forms of governance. Yet, at the same time, emerging and mature democracies alike have seen young people disengaging from the civic institutions that make democratic participation possible. Why the lack of interest, and how can we get today's young involved in their communities in a constructive manner?

Just as troubling is the waste of potential that results from failing to acquire the skills and attitudes needed for successful careers. How can we prepare young people for competitive, entrepreneurial, and technological economy that will dominate the world tomorrow?

A Multidisciplinary Approach

The Center is set within a university with great strengths in academic disciplines and professional fields that study youth development (disciplines such as psychology, sociology, and anthropology; professional schools such as Education, Medicine, and Law). Like other major universities, most of the research at Stanford is done within the boundaries of departmental units.

The Center offers a rare and valuable opportunity for cross-departmental collaboration that brings a broad variety of disciplinary and professional methods to bear on critical problems in youth development. Such collaboration is essential for addressing complex questions such as how to educate all of today's young people in a way that will best serve them and their societies.