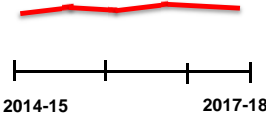
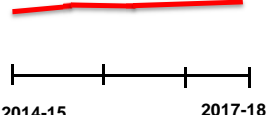
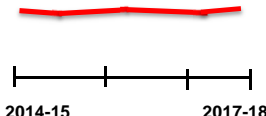
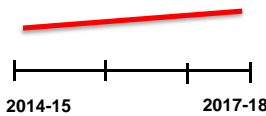
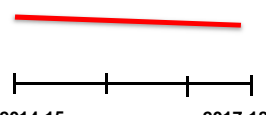
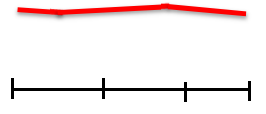


Institutional Metrics - Attainment by 2021-22

EMP Area	Measure	4-Year Average	Current Rate	4-Year Trend	Master Plan Goal	Aspirational Goal	Standard
Access	Fall enrollment of students residing in geographical locations with historically low college-going rates* will increase to 47% (local metric)	46%	48%		47%	49%	42%
Access	52% of students who apply to the college will enroll (Equity Plan)	51%	52%		52%	54%	50%
Completion	The number of students all who attained the Vision Goal Completion Definition will increase to 1,935 (VfS, Equity Plan)	1,843	2,002		1,935	1,972	1,825
Completion	The college will achieve a rate of 77% for annual successful course completion (ACCJC)	77%	77%		77%	78%	74%
Completion	The college will achieve a rate of 18% for transfer-level math and English completion in the first year (Equity Plan)	16%	17%		18%	20%	15%
Completion	The number of associate degrees awarded (A.A., A.S. and ADT) will increase to 2,063 (VfS)	1,965	2,174		2,063	2,102	1,945

Institutional Metrics - Attainment by 2021-22

EMP Area	Measure	4-Year Average	Current Rate	4-Year Trend	Master Plan Goal	Aspirational Goal	Standard
Completion	The number of associate degrees awarded (A.A. or A.S.) will increase to 1,544 (ACCJC)	1,471	1,445	 <p>2014-15 2017-18</p>	1,544	1,574	1,456
Completion	The number of certificates awarded will increase to 637 (VfS, ACCJC)	607	641	 <p>2014-15 2017-18</p>	637	649	601
Completion	The college will attain an overall retention rate of 75% from fall to winter (Equity Plan)	75%	74%	 <p>2014-15 2017-18</p>	75%	77%	74%
Transfer	The number of students who transfer to a UC/CSU will increase to 2,377 (VfS)	2,264	2,409	 <p>2014-15 2017-18</p>	2,377	2,422	2,241
Transfer	The number of students who transfer to any four-year institution will increase to 3,289 (Equity Plan, ACCJC)	3,144	3,026	 <p>2014-15 2017-18</p>	3,289	3,352	3,103
Unit Accumulation	The average units earned per completed associate degree will decrease to 122 (VfS)	129	130	 <p>2014-15 2017-18</p>	122	120	130

Institutional Metrics - Attainment by 2021-22

EMP Area	Measure	4-Year Average	Current Rate	4-Year Trend	Master Plan Goal	Aspirational Goal	Standard
Workforce	39% of students who were enrolled in a career technical education program obtain a living wage (VFS)	39%	39%	<p>2014-15 2017-18</p>	39%	41%	38%
Civic Engagement	The percent of respondents who stated that after leaving De Anza College they plan to frequently/almost always work with others to promote social or political change will increase to 36% (local metric)	31%	30%	<p>2017 2018</p>	36%	38%	30%
Civic Engagement	The percent of respondents who stated that their experience at De Anza College somewhat/to a great extent contributed to their ability to work with others to make a difference on campus or in their community will increase to 56% (local metric)	51%	55%	<p>2017 2018</p>	56%	58%	50%
Equity	There will be no more than a 5 percentage point difference between the annual Course Completion Rate for targeted groups and all other groups (local metric)	68% - Average of Targeted vs 77% Non Targeted	69% - Targeted vs 80% Non Targeted	<p>2014-15 2017-18</p>	72% - African American, Latino/a and Filipino	74% - African American, Latino/a and Filipino	67% - African American, Latino/a and Filipino

Master Plan Goal = The rate that will be used in the document, this is a rate that the college can achieve year after year. Based on the average growth of the metric.

Aspirational Goal = The rate the college will work towards to achieve, but is set at a high, aspirational level.

Standard = The rate set at its lowest level that the college would not want to drop below. If it did, it would want to take steps to increase the rate.

VFS = Chancellor's Office Vision for Success goal; Equity Plan goal requirement; ACCJC Annual Report metric

Data is reported for the most current time period available: <https://www.calpassplus.org/LaunchBoard/Student-Success-Metrics>

Low-college going areas include: Alum Rock, Alviso, Blossom Hill, East Palo Alto, San Jose East of 880, South San Jose, Tully, Yerba Buena