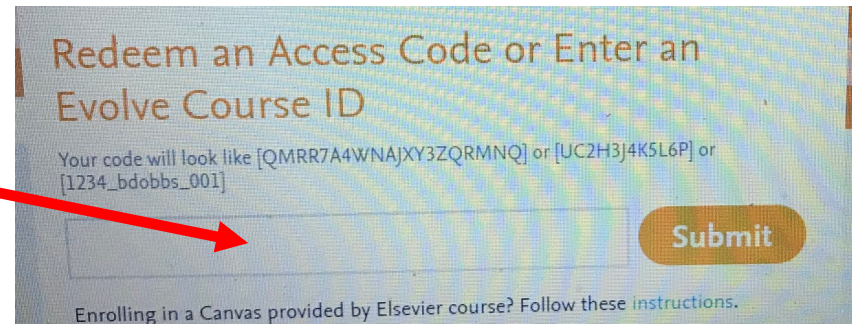


To **Register** for HESI - Case Studies: **Do Not** make another account, use the same account you used to take the nursing program entrance exam. (**To make a payment**: see next page.)

Step 1- Go to <http://evolve.elsevier.com/enroll>

Step 2- Enter the **Course ID**: (will be emailed to you the first week of class looks something like: "01010101_chrycyk_0101") Enter the code you got from your instructor here:



Redeem an Access Code or Enter an Evolve Course ID

Your code will look like [QMRR7A4WNA]XY3ZQRMNQ] or [UC2H3]4K5L6P] or [1234_bdobbs_001]

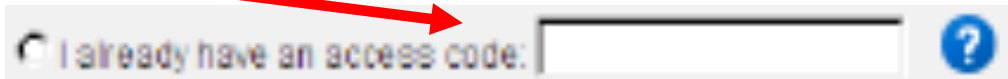
Submit

Enrolling in a Canvas provided by Elsevier course? Follow these [instructions](#).

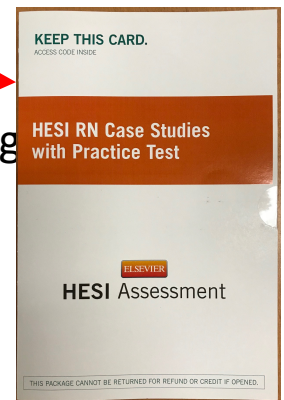
Step 3 – Verify that the course information is correct and check the box **“Yes, this is my course.”**

Step 4 – You will be asked to enter an **Access Code**. (This is the code inside the HESI → pamphlet you received in class.) You’ll enter the code you just revealed from scratching off the grey area inside the HESI pamphlet.

(Enter it into the box “I already have an access code:”)



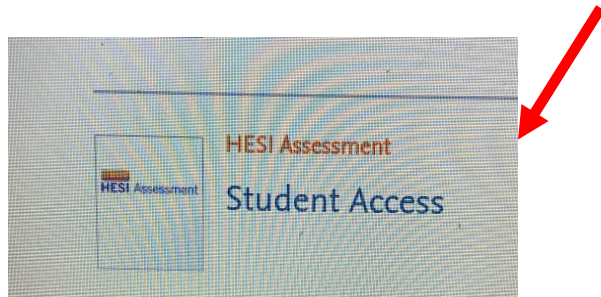
I already have an access code:



To **Make a Payment** for HESI Final Exam (complete one payment by end of Week 3):

Step 1- Log into your Evolve account/go to <http://evolve.elsevier.com>

Step 2- Choose “Student Access” (If you don’t have this, please call Elsevier.)



Step 3 – Click on the “Payments” tab.

Step 4 – Enter the **Payment ID**.

(You will get the Payment ID from your instructor.)

Step 5 – Enter your payment information.

